

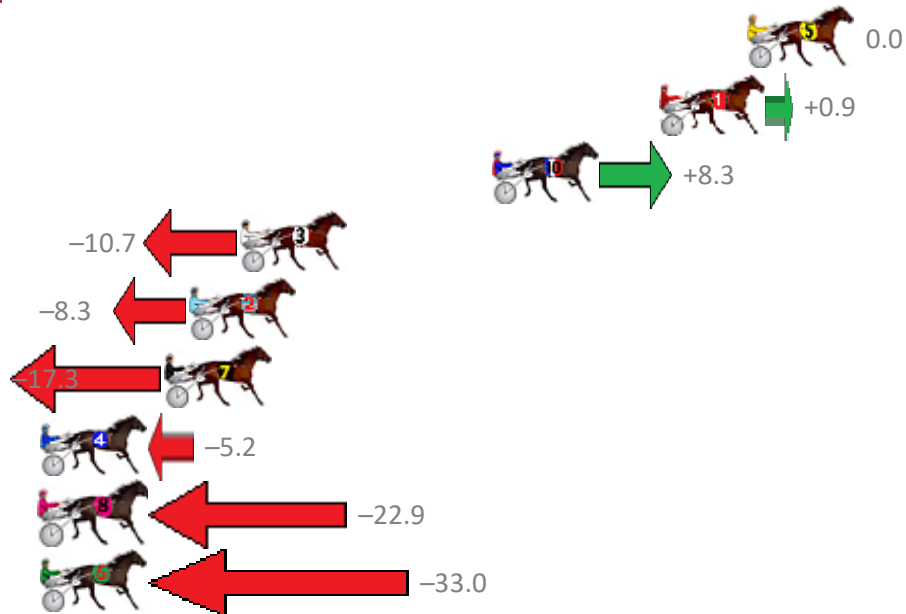
# Albion Park Race 1 Distance 1660m

Thursday, 5 September 2019

Gross Time: 2:01.50 MileRate: 1:57.80 LeadTime: 3.50s First Qtr: 28.80s Second Qtr: 30.80s Third Qtr: 29.60s Fourth Qtr: 28.80s

No	Horse	Plc	Margin	Time	800Time (W)	400 Time (W)
5	ASHLEE NITRO	1	0.0m	2:01.50	58.40s (0)	28.80s (0)
1	SOMEWHEREINHEAVEN	2	3.5m	2:01.75	58.33s (0)	28.71s (0)
10	ABBEY DIADEMA	3	10.1m	2:02.23	57.79s (1)	28.82s (1)
3	IDIOTS DREAM	4	20.1m	2:02.95	59.18s (1)	28.88s (2)
2	CANNAN	5	22.1m	2:03.09	59.01s (1)	29.34s (2)
7	PERFECT FEELING	6	23.1m	2:03.16	59.66s (2)	30.07s (1)
4	BRONSKI BABY	7	28.6m	2:03.56	58.78s (1)	29.62s (0)
8	ITMIGHTBEYOU	8	33.1m	2:03.88	60.07s (0)	30.32s (0)
6	FAIREACHDAINN	9	37.6m	2:04.21	60.81s (1)	30.44s (1)

Finish Position and metres gained from 800m



Sectionals  
Powered by



Home of Australian Harness Sectionals

Get your sectionals delivered to your inbox daily

Check out [www.pjdata.com.au](http://www.pjdata.com.au)



The Racing Queensland Board (trading as Racing Queensland) and provider are not responsible for the completeness or accuracy of any of the information contained herein, and makes no representations about its suitability for any purpose.

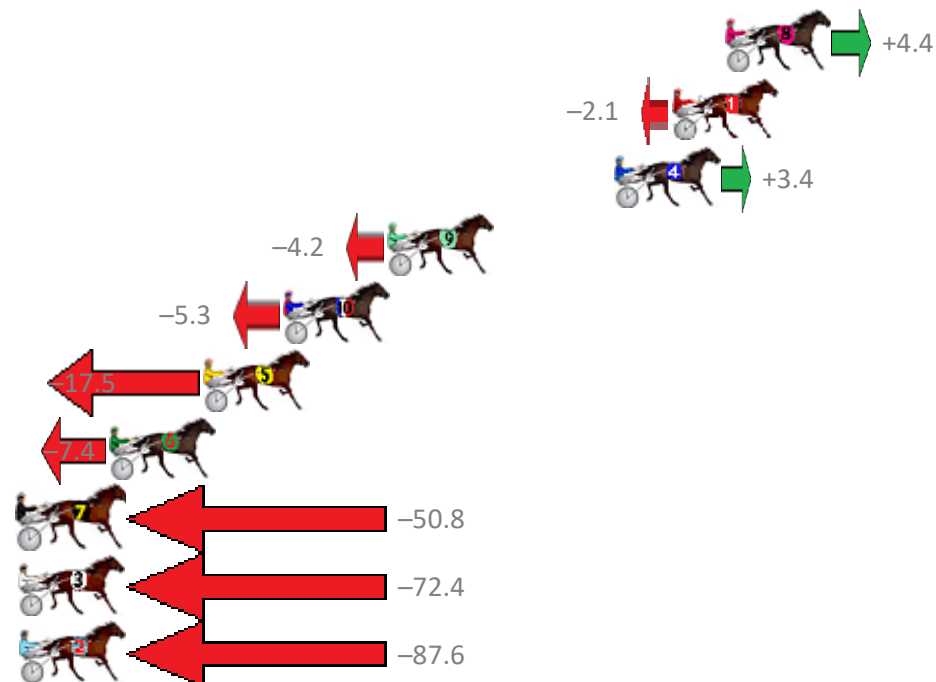
# Albion Park Race 2 Distance 1660m

Thursday, 5 September 2019

Gross Time: 2:00.40 MileRate: 1:56.70 LeadTime: 3.30s First Qtr: 28.20s Second Qtr: 31.20s Third Qtr: 28.90s Fourth Qtr: 28.80s

No	Horse	Plc	Margin	Time	800Time (W)	400 Time (W)
8	BLUE SHARD	1	0.0m	2:00.40	57.38s (0)	28.48s (0)
1	TRENTLEIGH	2	2.1m	2:00.55	57.85s (0)	28.95s (0)
4	KOOKABURRAPRINCESS	3	4.4m	2:00.72	57.45s (1)	28.77s (2)
9	BEYONSKI	4	13.4m	2:01.36	58.00s (0)	29.09s (0)
10	WILD ABOUT TOWN	5	17.5m	2:01.66	58.08s (1)	29.27s (2)
5	PRIVATE JUJON	6	20.7m	2:01.89	58.96s (1)	29.86s (1)
6	CHARAS ACCENT	7	24.4m	2:02.16	58.23s (1)	29.49s (1)
7	TORQUE SO GOOD	8	67.6m	2:05.27	61.36s (0)	32.36s (0)
3	JUST ROMAN	9	137.4m	2:10.29	62.92s (0)	32.21s (0)
2	CRIKEY CAM	10	167.6m	2:12.47	64.02s (0)	32.23s (0)

Finish Position and metres gained from 800m



Sectionals  
Powered by



Home of Australian Harness Sectionals

Get your sectionals delivered to your inbox daily

Check out [www.pjdata.com.au](http://www.pjdata.com.au)



The Racing Queensland Board (trading as Racing Queensland) and provider are not responsible for the completeness or accuracy of any of the information contained herein, and makes no representations about its suitability for any purpose.

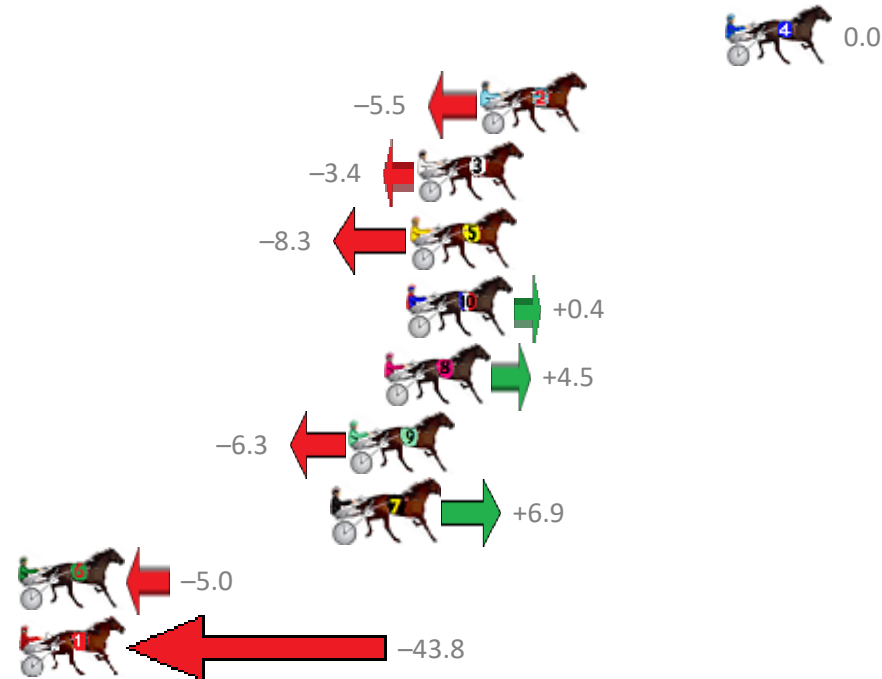
# Albion Park Race 3 Distance 1660m

Thursday, 5 September 2019

Gross Time: 2:00.00 MileRate: 1:56.30 LeadTime: 3.50s First Qtr: 28.40s Second Qtr: 31.10s Third Qtr: 28.80s Fourth Qtr: 28.20s

NoHorse	Plc	Margin	Time	800Time (W)	400 Time (W)
4 BUNDJALUNG BEAUTY	1	0.0m	2:00.00	57.00s (0)	28.20s (0)
2 ITS YOU NOT ME	2	9.7m	2:00.68	57.39s (0)	28.52s (0)
3 SOMEHOWSOMEWAY	3	12.2m	2:00.86	57.24s (1)	28.44s (1)
5 ITZ MAJOR LOOK	4	12.5m	2:00.88	57.59s (1)	28.80s (1)
10 FLASHING GOOD TIME	5	12.6m	2:00.89	56.97s (1)	28.14s (1)
8 MEANT TO BE ME	6	13.5m	2:00.95	56.68s (1)	27.90s (1)
9 OOZINVILLE	7	14.9m	2:01.05	57.45s (0)	28.55s (0)
7 RAYONG PRINCESS	8	15.5m	2:01.09	56.51s (1)	27.87s (0)
6 GIVE ME FIFTY	9	31.8m	2:02.24	57.36s (1)	28.45s (1)
1 STAR OF WONDER	10	63.8m	2:04.50	60.12s (0)	30.58s (0)

Finish Position and metres gained from 800m



Sectionals  
Powered by



Home of Australian Harness Sectionals

Get your sectionals delivered to your inbox daily

Check out [www.pjdata.com.au](http://www.pjdata.com.au)



The Racing Queensland Board (trading as Racing Queensland) and provider are not responsible for the completeness or accuracy of any of the information contained herein, and makes no representations about its suitability for any purpose.

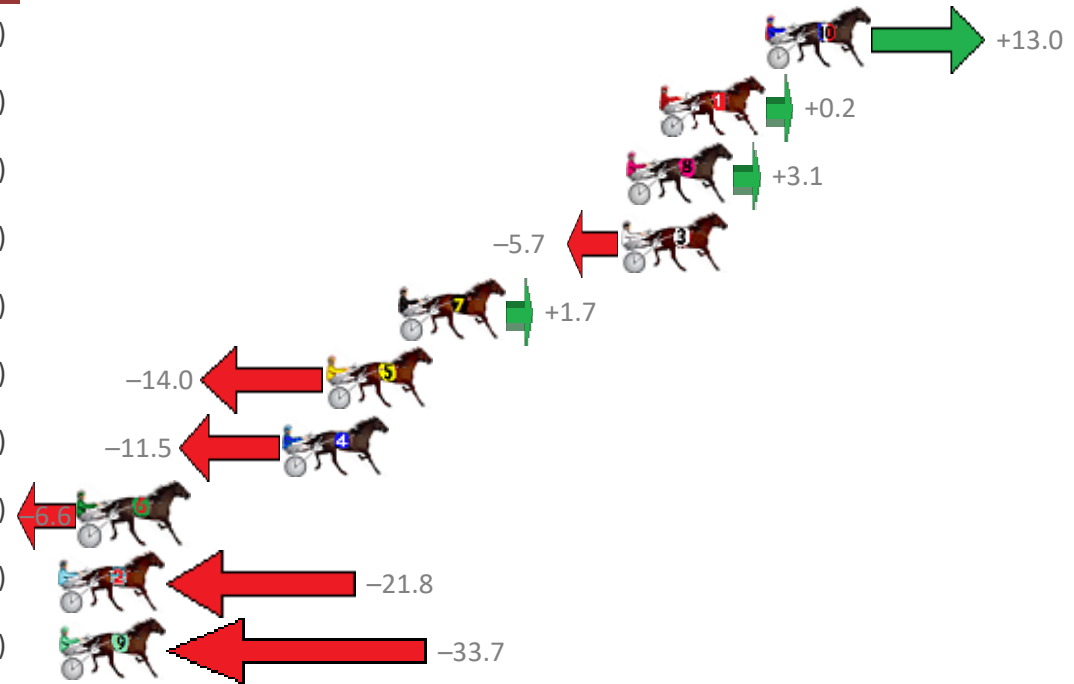
# Albion Park Race 4 Distance 1660m

Thursday, 5 September 2019

Gross Time: 1:59.90 MileRate: 1:56.20 LeadTime: 3.40s First Qtr: 28.20s Second Qtr: 30.00s Third Qtr: 29.20s Fourth Qtr: 29.10s

NoHorse	Plc	Margin	Time	800Time (W)	400 Time (W)
10 WANJIRU	1	0.0m	1:59.90	57.35s (0)	28.05s (0)
1 THANKHEAVNFORGIRLS	2	4.2m	2:00.21	58.29s (0)	29.01s (0)
8 HIGH ON MONTANA	3	5.5m	2:00.30	58.07s (0)	28.77s (0)
3 DATSGOOD	4	5.7m	2:00.31	58.72s (0)	29.51s (0)
7 ZED EXPRESS	5	14.5m	2:00.95	58.18s (1)	28.57s (1)
5 WHERE'S TASCOTT	6	17.4m	2:01.17	59.32s (1)	29.90s (1)
4 AROONA	7	19.1m	2:01.29	59.14s (1)	29.57s (1)
6 ALL MADNESS	8	27.2m	2:01.88	58.78s (1)	29.16s (0)
2 MANOFLISA	9	33.6m	2:02.34	59.89s (1)	30.29s (1)
9 BERTILS FIREFOX	10	43.9m	2:03.09	60.76s (2)	31.35s (2)

Finish Position and metres gained from 800m



Sectionals  
Powered by



Home of Australian Harness Sectionals

Get your sectionals delivered to your inbox daily

Check out [www.pjdata.com.au](http://www.pjdata.com.au)



The Racing Queensland Board (trading as Racing Queensland) and provider are not responsible for the completeness or accuracy of any of the information contained herein, and makes no representations about its suitability for any purpose.

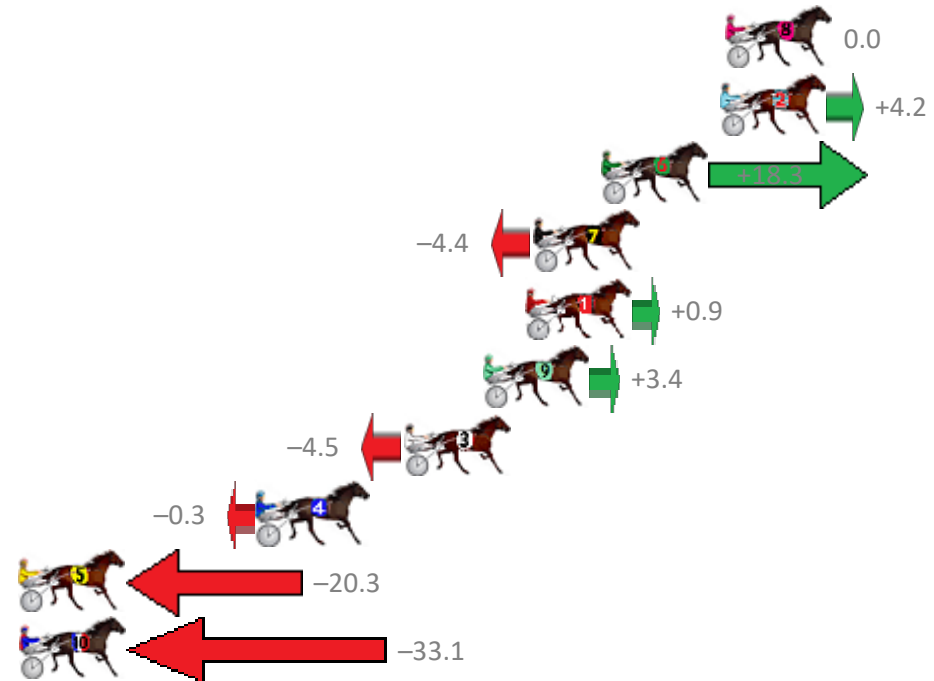
# Albion Park Race 5 Distance 1660m

Thursday, 5 September 2019

Gross Time: 1:59.60 MileRate: 1:55.90 LeadTime: 3.50s First Qtr: 27.60s Second Qtr: 29.00s Third Qtr: 29.40s Fourth Qtr: 30.10s

NoHorse	Plc	Margin	Time	800Time (W)	400 Time (W)
8 STUDLEIGH WILL	1	0.0m	1:59.60	59.50s (0)	30.10s (0)
2 LETS DIG IT	2	0.2m	1:59.62	59.19s (0)	29.80s (0)
6 IMPETUOSO	3	4.9m	1:59.97	58.14s (1)	29.17s (2)
7 GINATIANO	4	7.6m	2:00.17	59.83s (1)	30.51s (1)
1 LIVING FREE	5	7.9m	2:00.19	59.43s (0)	30.09s (1)
9 TIGES APPRENTICE	6	9.6m	2:00.32	59.25s (1)	29.80s (3)
3 FUI FUI	7	12.7m	2:00.56	59.83s (1)	30.23s (2)
4 GREAT RAINBOW	8	18.5m	2:00.99	59.52s (1)	30.26s (1)
5 GROOVY MISS ANNIE	9	38.9m	2:02.53	61.01s (0)	31.39s (0)
10 BEEJAYS DELIGHT	10	46.7m	2:03.11	61.96s (0)	32.43s (0)

Finish Position and metres gained from 800m



Sectionals  
Powered by



Home of Australian Harness Sectionals

Get your sectionals delivered to your inbox daily

Check out [www.pjdata.com.au](http://www.pjdata.com.au)



The Racing Queensland Board (trading as Racing Queensland) and provider are not responsible for the completeness or accuracy of any of the information contained herein, and makes no representations about its suitability for any purpose.

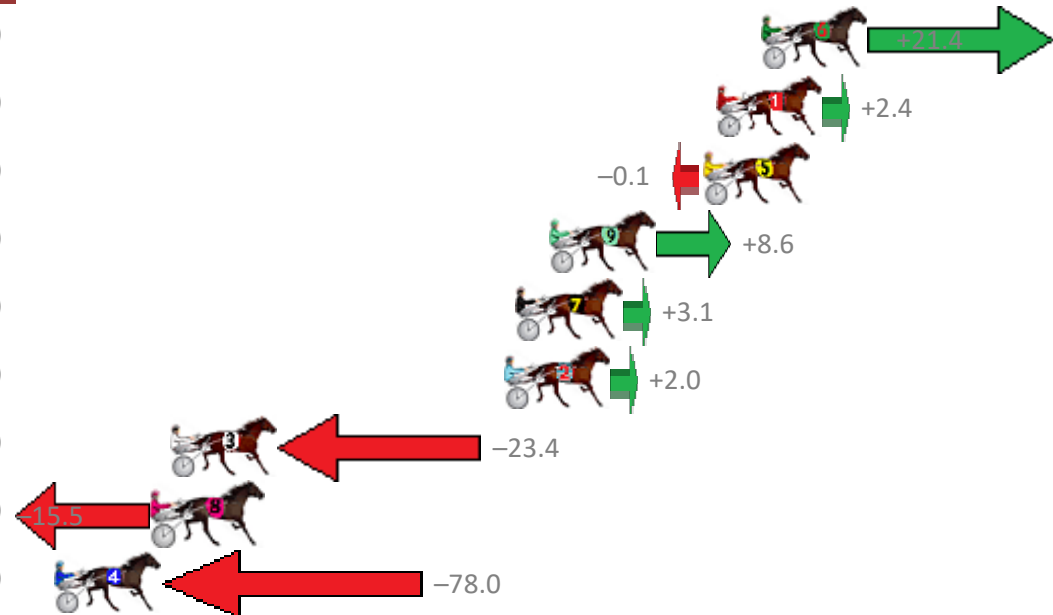
# Albion Park Race 6 Distance 2138m

Thursday, 5 September 2019

Gross Time: 2:36.10 MileRate: 1:57.50 LeadTime: 38.30s First Qtr: 29.90s Second Qtr: 30.80s Third Qtr: 28.50s Fourth Qtr: 28.60s

NoHorse	Plc	Margin	Time	800Time (W)	400 Time (W)
6 STEVIE DEE	1	0.0m	2:36.10	55.57s (1)	28.01s (2)
1 VINTAGE DREAM	2	1.8m	2:36.23	56.93s (0)	28.37s (1)
5 JUST ROKIN	3	2.3m	2:36.26	57.11s (1)	28.76s (1)
9 SACHE GIRL	4	8.4m	2:36.70	56.49s (1)	29.13s (2)
7 LURAH	5	9.7m	2:36.79	56.88s (0)	28.22s (0)
2 LETHAL STAR	6	10.2m	2:36.83	56.96s (1)	28.10s (2)
3 BIG IN AMERICA	7	23.4m	2:37.77	58.77s (0)	30.13s (0)
8 FARRAHFOWLER	8	24.1m	2:37.82	58.21s (0)	29.58s (0)
4 GUNNAREIGN	9	85.2m	2:42.19	62.67s (1)	33.30s (1)

Finish Position and metres gained from 800m



Sectionals  
Powered by



Home of Australian Harness Sectionals

Get your sectionals delivered to your inbox daily

Check out [www.pjdata.com.au](http://www.pjdata.com.au)



The Racing Queensland Board (trading as Racing Queensland) and provider are not responsible for the completeness or accuracy of any of the information contained herein, and makes no representations about its suitability for any purpose.

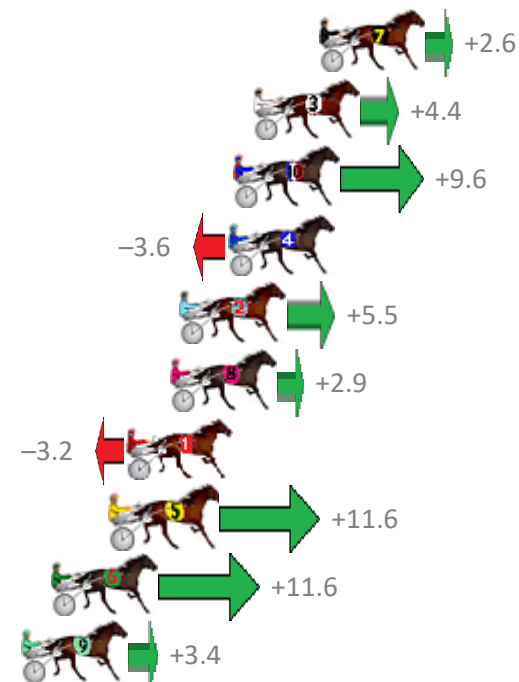
# Albion Park Race 7 Distance 2138m

Thursday, 5 September 2019

Gross Time: 2:38.00 MileRate: 1:59.00 LeadTime: 37.90s First Qtr: 31.80s Second Qtr: 30.90s Third Qtr: 29.10s Fourth Qtr: 28.30s

NoHorse	Plc	Margin	Time	800Time (W)	400 Time (W)
7 LANCELOT BROMAC	1	0.0m	2:38.00	57.21s (1)	28.19s (1)
3 SLIPPERY JADE	2	2.6m	2:38.18	57.08s (1)	28.06s (1)
10 AQUA CRUISER	3	3.4m	2:38.24	56.71s (0)	27.58s (0)
4 SPLASH OF GOLD	4	3.6m	2:38.25	57.66s (0)	28.55s (0)
2 ONYAJANS	5	5.5m	2:38.39	57.01s (1)	27.95s (1)
8 BUKTHSYSTEM	6	5.9m	2:38.42	57.19s (0)	28.07s (0)
1 IM TOOT	7	7.6m	2:38.54	57.63s (0)	28.50s (0)
5 COBALT BLUES	8	8.2m	2:38.58	56.57s (1)	27.55s (1)
6 FEELINGFORARAINBOW	9	10.6m	2:38.75	56.57s (0)	27.76s (0)
9 SWAFFHAM WATER	10	11.8m	2:38.83	57.16s (1)	28.10s (1)

Finish Position and metres gained from 800m



Sectionals  
Powered by



Home of Australian Harness Sectionals

Get your sectionals delivered to your inbox daily

Check out [www.pjdata.com.au](http://www.pjdata.com.au)



The Racing Queensland Board (trading as Racing Queensland) and provider are not responsible for the completeness or accuracy of any of the information contained herein, and makes no representations about its suitability for any purpose.

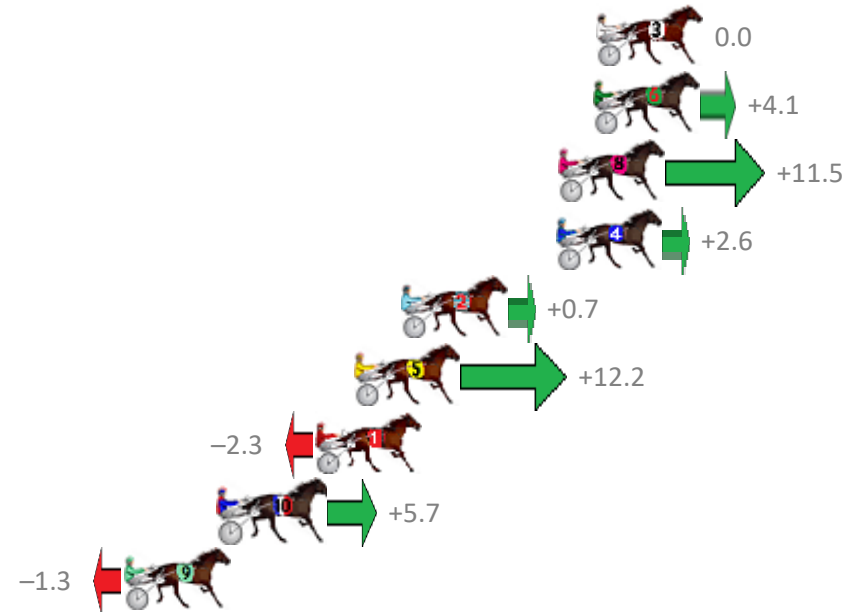
# Albion Park Race 8 Distance 1660m

Thursday, 5 September 2019

Gross Time: 1:56.60 MileRate: 1:53.10 LeadTime: 3.30s First Qtr: 27.40s Second Qtr: 28.80s Third Qtr: 28.10s Fourth Qtr: 29.00s

NoHorse	Plc	Margin	Time	800Time (W)	400 Time (W)
3 CHANGE OF MIND	1	0.0m	1:56.60	57.10s (0)	29.00s (0)
6 CHAPTER ONE	2	0.1m	1:56.61	56.81s (0)	28.69s (0)
8 BEAU CISHLOM	3	1.5m	1:56.71	56.28s (0)	28.34s (2)
4 SWEET AS	4	1.6m	1:56.72	56.91s (1)	28.93s (1)
2 OUR BUSCEMI	5	7.7m	1:57.16	57.05s (1)	28.88s (1)
5 THREO	6	9.6m	1:57.30	56.23s (0)	28.27s (1)
1 SPEEDIE MCARDLE	7	11.1m	1:57.40	57.26s (0)	29.09s (0)
10 MAFUTA VAUTIN	8	14.9m	1:57.68	56.69s (1)	28.49s (2)
9 TIGHTROPE	9	18.7m	1:57.96	57.19s (0)	29.30s (0)

Finish Position and metres gained from 800m



Sectionals  
Powered by



Home of Australian Harness Sectionals

Get your sectionals delivered to your inbox daily

Check out [www.pjdata.com.au](http://www.pjdata.com.au)



The Racing Queensland Board (trading as Racing Queensland) and provider are not responsible for the completeness or accuracy of any of the information contained herein, and makes no representations about its suitability for any purpose.