

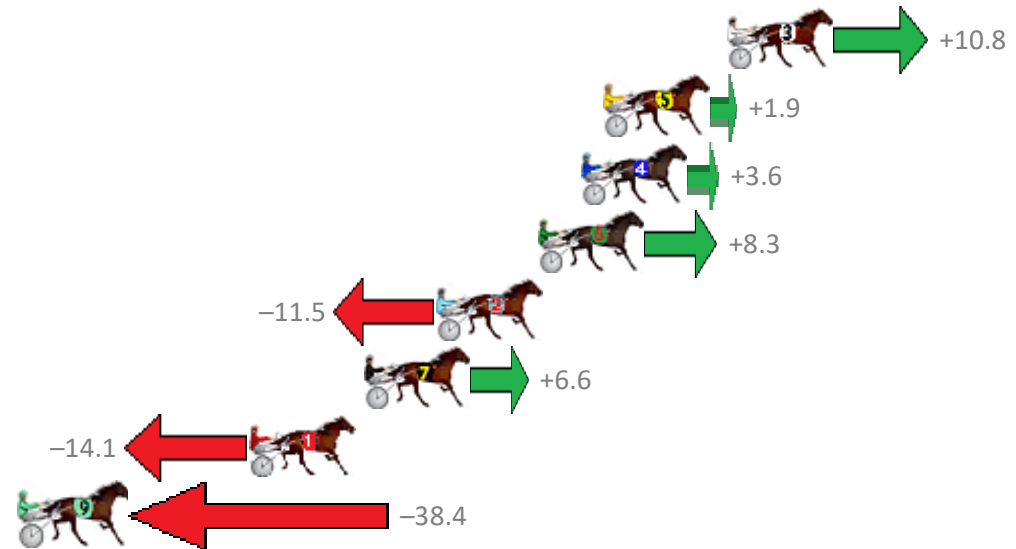
Albion Park Race 1 Distance 2138m

Monday, 2 September 2019

Gross Time: 2:42.40 MileRate: 2:01.70 LeadTime: 41.60s First Qtr: 31.00s Second Qtr: 30.20s Third Qtr: 28.90s Fourth Qtr: 30.70s

NoHorse	Plc	Margin	Time	800Time (W)	400 Time (W)
3 STEVES STAR	1	0.0m	2:42.40	58.80s (1)	30.24s (1)
5 MONORAIL	2	4.9m	2:42.78	59.46s (1)	30.94s (1)
4 SOMEDASH	3	5.8m	2:42.85	59.33s (0)	30.21s (0)
6 WHATABOYZ	4	7.5m	2:42.98	58.98s (1)	30.45s (1)
2 SOH TWISTED	5	11.5m	2:43.28	60.46s (0)	31.58s (0)
7 ROSEHILL MAGIC	6	14.4m	2:43.51	59.11s (1)	30.55s (1)
1 HIGH CLOUD LASS	7	18.9m	2:43.85	60.65s (0)	31.57s (0)
9 STONED AGAIN	8	53.0m	2:46.47	62.46s (0)	33.17s (0)

Finish Position and metres gained from 800m



Sectionals
Powered by



Home of Australian Harness Sectionals

Get your sectionals delivered to your inbox daily

Check out www.pjdata.com.au



The Racing Queensland Board (trading as Racing Queensland) and provider are not responsible for the completeness or accuracy of any of the information contained herein, and makes no representations about its suitability for any purpose.

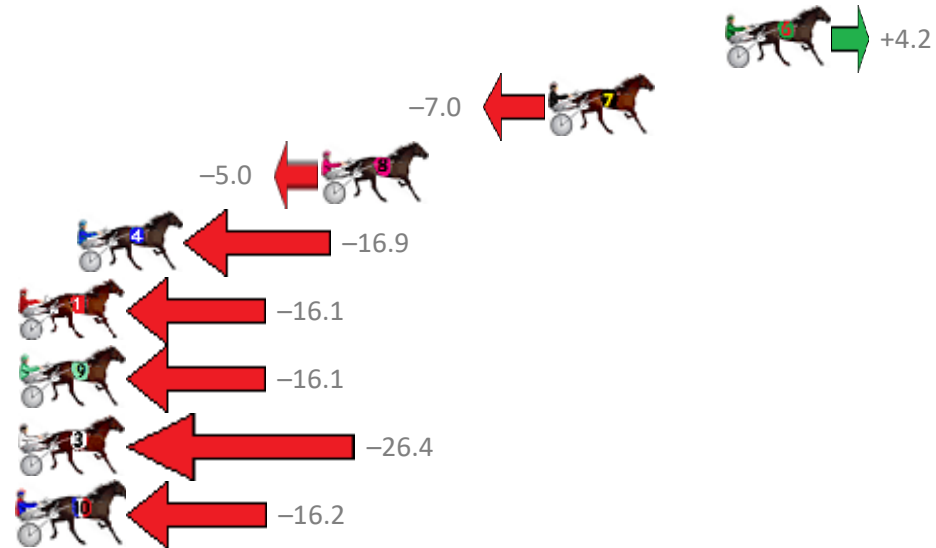
Albion Park Race 2 Distance 1660m

Monday, 2 September 2019

Gross Time: 2:00.20 MileRate: 1:56.50 LeadTime: 3.40s First Qtr: 27.40s Second Qtr: 31.10s Third Qtr: 29.20s Fourth Qtr: 29.10s

NoHorse	Plc	Margin	Time	800Time (W)	400 Time (W)
6 ROLLONX	1	0.0m	2:00.20	57.99s (0)	28.78s (0)
7 HALF MOON BEACH	2	7.0m	2:00.71	58.81s (0)	29.61s (0)
8 KAY NORA SHANNON	3	16.0m	2:01.36	58.66s (2)	29.74s (2)
4 THE LAST DRAGON	4	25.7m	2:02.07	59.53s (0)	30.33s (0)
1 TORQUE TO THE MAX	5	28.9m	2:02.30	59.47s (0)	30.15s (0)
9 HALLY GUINEVERE	6	32.1m	2:02.54	59.47s (1)	30.58s (1)
3 SHAKIN SHAKIRA	7	34.0m	2:02.67	60.22s (1)	31.04s (1)
10 PATCHWORK JET	8	36.8m	2:02.88	59.48s (1)	30.60s (1)

Finish Position and metres gained from 800m



Sectionals
Powered by



Home of Australian Harness Sectionals

Get your sectionals delivered to your inbox daily

Check out www.pjdata.com.au



The Racing Queensland Board (trading as Racing Queensland) and provider are not responsible for the completeness or accuracy of any of the information contained herein, and makes no representations about its suitability for any purpose.

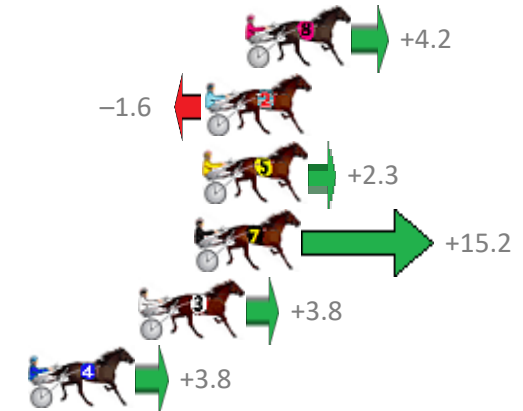
Albion Park Race 3 Distance 1660m

Monday, 2 September 2019

Gross Time: 2:00.80 MileRate: 1:57.10 LeadTime: 3.40s First Qtr: 29.30s Second Qtr: 30.80s Third Qtr: 28.80s Fourth Qtr: 28.50s

NoHorse	Plc	Margin	Time	800Time (W)	400 Time (W)
8 MONUMENTAL	1	0.0m	2:00.80	57.00s (0)	28.19s (0)
2 ANNAS BEST	2	1.6m	2:00.91	57.41s (0)	28.61s (0)
5 TRENT FROM PUNCHY	3	1.7m	2:00.92	57.14s (1)	28.46s (1)
7 TANYAS PAST	4	2.0m	2:00.94	56.21s (1)	28.29s (2)
3 RITCHIE BEE	5	4.2m	2:01.10	57.03s (1)	28.33s (1)
4 EULO FLYER	6	8.6m	2:01.41	57.03s (1)	28.39s (1)

Finish Position and metres gained from 800m



Sectionals
Powered by



Home of Australian Harness Sectionals

Get your sectionals delivered to your inbox daily

Check out www.pjdata.com.au



The Racing Queensland Board (trading as Racing Queensland) and provider are not responsible for the completeness or accuracy of any of the information contained herein, and makes no representations about its suitability for any purpose.

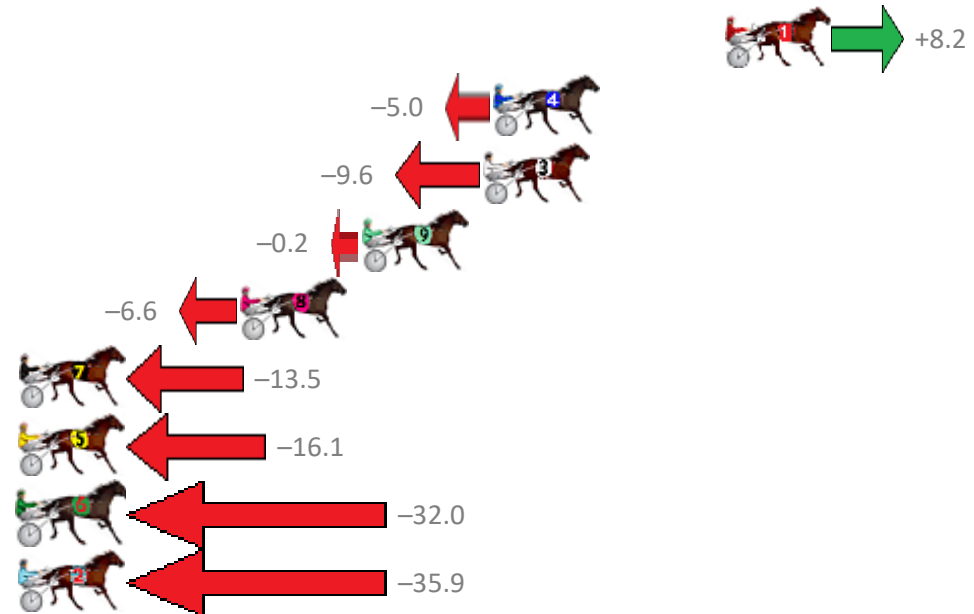
Albion Park Race 4 Distance 2138m

Monday, 2 September 2019

Gross Time: 2:34.60 MileRate: 1:56.30 LeadTime: 37.40s First Qtr: 31.30s Second Qtr: 29.40s Third Qtr: 28.30s Fourth Qtr: 28.20s

NoHorse	Plc	Margin	Time	800Time (W)	400 Time (W)
1 HAVANA MOON	1	0.0m	2:34.60	55.92s (0)	27.62s (1)
4 GRIZZLY MONTANA	2	9.2m	2:35.25	56.85s (0)	28.54s (0)
3 HEAVENS HURRICANE	3	9.6m	2:35.28	57.18s (0)	28.88s (0)
9 DONNY JONES	4	14.4m	2:35.62	56.51s (2)	29.02s (2)
8 WEE JIMMY	5	19.2m	2:35.95	56.97s (0)	28.74s (0)
7 OHOKA COOPER	6	32.3m	2:36.88	57.45s (1)	29.53s (1)
5 PITTSWORTH MAN	7	32.9m	2:36.92	57.64s (0)	29.18s (2)
6 MICHAELS DESIRE	8	35.4m	2:37.10	58.76s (1)	30.51s (1)
2 VADER	9	45.3m	2:37.79	59.04s (1)	30.28s (0)

Finish Position and metres gained from 800m



Sectionals
Powered by



Home of Australian Harness Sectionals

Get your sectionals delivered to your inbox daily

Check out www.pjdata.com.au



The Racing Queensland Board (trading as Racing Queensland) and provider are not responsible for the completeness or accuracy of any of the information contained herein, and makes no representations about its suitability for any purpose.

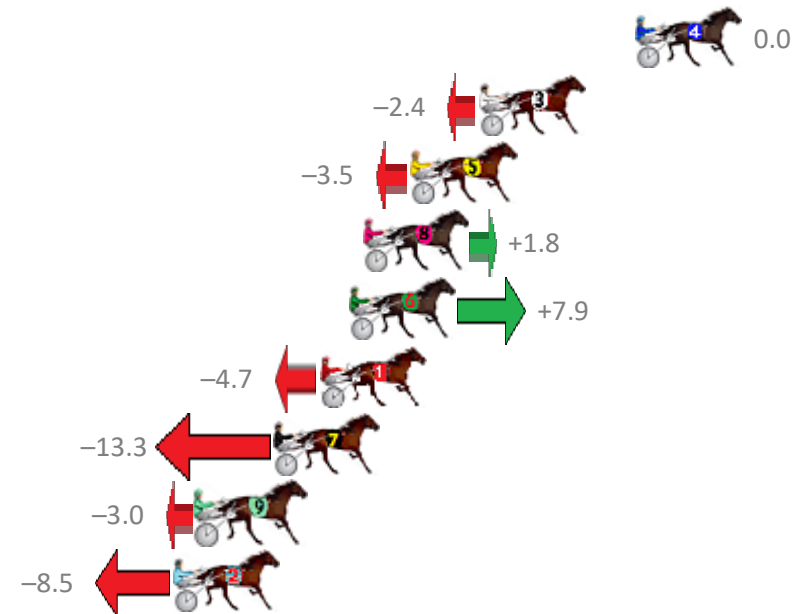
Albion Park Race 5 Distance 1660m

Monday, 2 September 2019

Gross Time: 2:00.80 MileRate: 1:57.20 LeadTime: 3.30s First Qtr: 28.50s Second Qtr: 32.30s Third Qtr: 29.30s Fourth Qtr: 27.40s

NoHorse	Plc	Margin	Time	800Time (W)	400 Time (W)
4 FLYING WINGARD	1	0.0m	2:00.80	56.70s (0)	27.40s (0)
3 MOONLIGHT JACK	2	6.2m	2:01.22	56.87s (0)	27.54s (0)
5 NON PASSARE	3	8.9m	2:01.41	56.95s (1)	27.56s (2)
8 SPONDOOLEY	4	10.8m	2:01.54	56.57s (0)	27.15s (0)
6 COBALT BLUES	5	11.3m	2:01.57	56.14s (1)	27.06s (1)
1 RED LUCK	6	12.5m	2:01.66	57.03s (0)	27.61s (0)
7 GUTS	7	14.3m	2:01.78	57.64s (1)	28.13s (1)
9 ROWDYS ACE	8	17.4m	2:01.99	56.91s (1)	27.40s (2)
2 MIRACLE SMILE	9	18.3m	2:02.05	57.30s (1)	27.85s (2)

Finish Position and metres gained from 800m



Sectionals
Powered by



Home of Australian Harness Sectionals

Get your sectionals delivered to your inbox daily

Check out www.pjdata.com.au



The Racing Queensland Board (trading as Racing Queensland) and provider are not responsible for the completeness or accuracy of any of the information contained herein, and makes no representations about its suitability for any purpose.

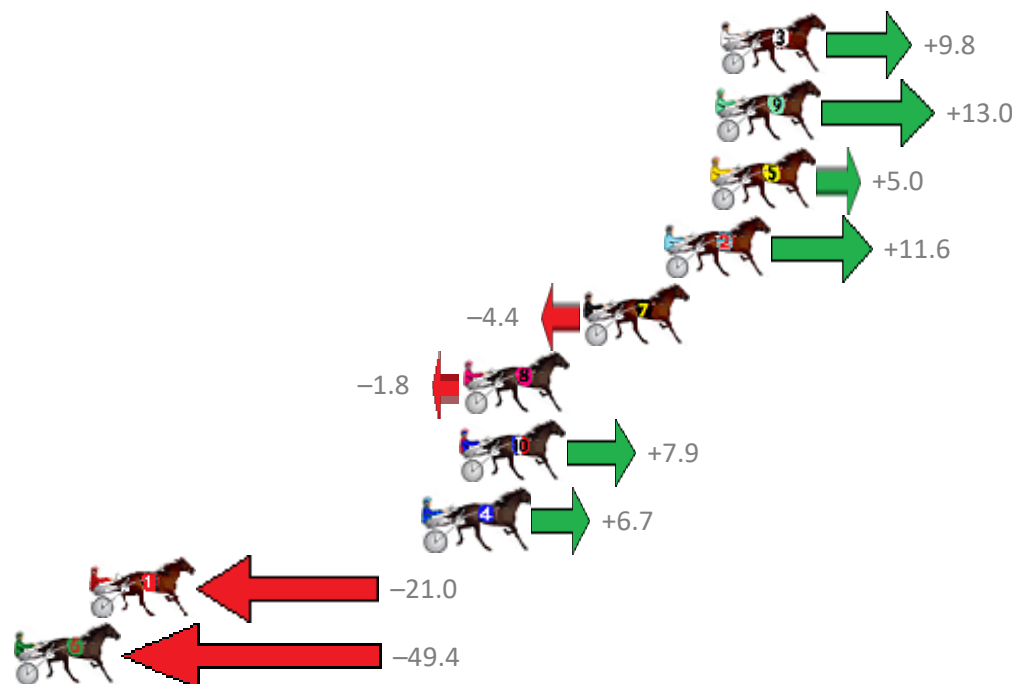
Albion Park Race 6 Distance 1660m

Monday, 2 September 2019

Gross Time: 1:59.50 MileRate: 1:55.80 LeadTime: 3.40s First Qtr: 26.90s Second Qtr: 30.30s Third Qtr: 29.10s Fourth Qtr: 29.80s

NoHorse	Plc	Margin	Time	800Time (W)	400 Time (W)
3 JUST ONE GOOD ONE	1	0.0m	1:59.50	58.18s (1)	29.47s (1)
9 NIKALONG HENRY	2	0.2m	1:59.51	57.94s (2)	29.59s (2)
5 A ROCKNROLL LEGACY	3	0.4m	1:59.53	58.53s (1)	29.81s (1)
2 BARBOO	4	2.2m	1:59.66	58.05s (1)	29.31s (2)
7 RAGING INFERNO	5	5.4m	1:59.90	59.22s (1)	30.20s (0)
8 GRINYDONTCHA	6	10.2m	2:00.26	59.03s (0)	29.34s (1)
10 WRITEABOUTCHELSEA	7	10.3m	2:00.27	58.32s (1)	29.30s (2)
4 VALIANT GEM	8	11.7m	2:00.37	58.41s (2)	29.70s (2)
1 PEGGY STARDUST	9	25.0m	2:01.36	60.45s (0)	30.78s (1)
6 TARGARYEN HANOVER	10	49.4m	2:03.18	62.54s (0)	32.63s (0)

Finish Position and metres gained from 800m



Sectionals
Powered by



Home of Australian Harness Sectionals

Get your sectionals delivered to your inbox daily

Check out www.pjdata.com.au



The Racing Queensland Board (trading as Racing Queensland) and provider are not responsible for the completeness or accuracy of any of the information contained herein, and makes no representations about its suitability for any purpose.

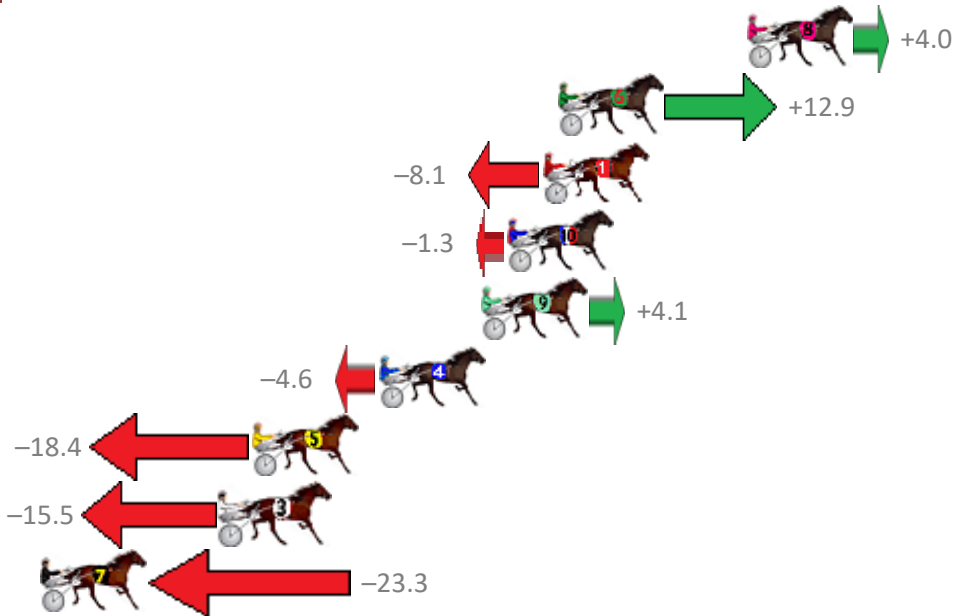
Albion Park Race 7 Distance 1660m

Monday, 2 September 2019

Gross Time: 1:57.60 MileRate: 1:54.00 LeadTime: 3.40s First Qtr: 26.30s Second Qtr: 29.10s Third Qtr: 29.00s Fourth Qtr: 29.80s

NoHorse	Plc	Margin	Time	800Time (W)	400 Time (W)
8 SPRINGFIELD SPIRIT	1	0.0m	1:57.60	58.51s (0)	29.49s (0)
6 OCEANS PREDATOR	2	7.5m	1:58.16	57.85s (1)	28.97s (1)
1 THERESACHANCE	3	8.1m	1:58.20	59.40s (0)	30.40s (0)
10 RUATO BAY	4	9.5m	1:58.31	58.90s (0)	29.81s (0)
9 KURAHAUPO GAMBLER	5	10.5m	1:58.38	58.50s (1)	29.63s (3)
4 COLONEL JOY	6	14.6m	1:58.69	59.14s (1)	29.79s (2)
5 GOTTA MOMENT	7	19.6m	1:59.06	60.15s (1)	30.49s (1)
3 SOLDIER OF FORTUNE	8	20.9m	1:59.16	59.94s (1)	30.57s (2)
7 WILLBE DOC	9	35.9m	2:00.27	60.51s (0)	31.16s (0)

Finish Position and metres gained from 800m



Sectionals
Powered by



Home of Australian Harness Sectionals

Get your sectionals delivered to your inbox daily

Check out www.pjdata.com.au



The Racing Queensland Board (trading as Racing Queensland) and provider are not responsible for the completeness or accuracy of any of the information contained herein, and makes no representations about its suitability for any purpose.

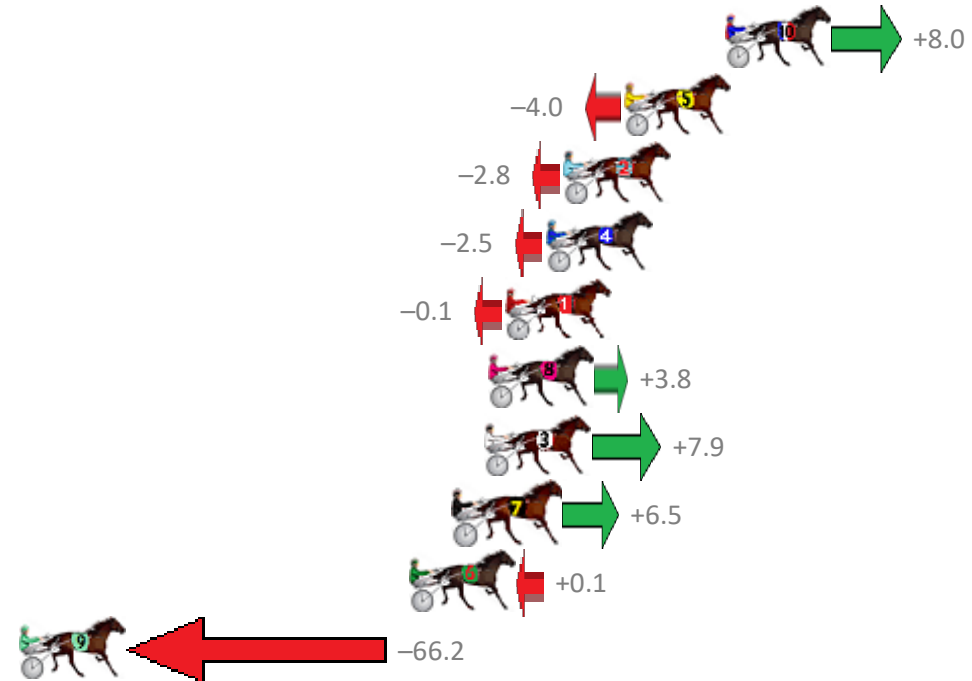
Albion Park Race 8 Distance 1660m

Monday, 2 September 2019

Gross Time: 1:59.00 MileRate: 1:55.30 LeadTime: 3.40s First Qtr: 27.40s Second Qtr: 32.40s Third Qtr: 28.20s Fourth Qtr: 27.60s

NoHorse	Plc	Margin	Time	800Time (W)	400 Time (W)
10 CROOKWELL JAKE	1	0.0m	1:59.00	55.24s (1)	27.17s (2)
5 ELMAUR JOY	2	4.0m	1:59.28	56.08s (0)	27.88s (0)
2 MONTANA CHIEF	3	6.4m	1:59.44	56.00s (1)	27.74s (1)
4 KATNISS	4	7.1m	1:59.49	55.97s (0)	27.79s (0)
1 RANFURLY RULZ	5	8.7m	1:59.60	55.81s (0)	27.62s (0)
8 TOPNOTCH MACH	6	9.4m	1:59.65	55.53s (0)	27.48s (1)
3 HOT DOGMA	7	9.5m	1:59.66	55.25s (1)	27.04s (1)
7 MUCHO MACHO MAN	8	10.7m	1:59.74	55.35s (0)	27.25s (0)
6 LURAH	9	12.5m	1:59.86	55.79s (1)	27.62s (2)
9 PLAYNSERIOUS	10	88.4m	2:05.10	60.42s (1)	31.28s (0)

Finish Position and metres gained from 800m



Sectionals
Powered by



Home of Australian Harness Sectionals

Get your sectionals delivered to your inbox daily

Check out www.pjdata.com.au



The Racing Queensland Board (trading as Racing Queensland) and provider are not responsible for the completeness or accuracy of any of the information contained herein, and makes no representations about its suitability for any purpose.