Albion Park Race 1 Distance 2647m

Tuesday, 23 July 2019

Gross Time: 3:21.80 MileRate: 2:02.70 LeadTime: 84.00s First Qtr: 30.20s Second Qtr: 29.80s Third Qtr: 28.20s Fourth Qtr: 29.60s

No	Horse	Plc	Margin	Time	800Time	(W)	400 Time	(W)
2	LANSBURY	1	0.0m	3:21.80	57.11s	(0)	28.83s	(1)
7	MATATOKI	2	0.5m	3:21.84	57.37s	(1)	29.22s	(1)
5	MISS INVASION	3	1.5m	3:21.91	57.91s	(0)	29.71s	(0)
4	JUSTABITLIKEMUM	4	13.0m	3:22.76	58.38s	(0)	30.09s	(0)
6	SOUTHERN ALPS	5	21.4m	3:23.38	58.54s	(1)	30.03s	(1)
1	DAVEYS GIFT	6	32.3m	3:24.19	59.11s	(0)	30.78s	(0)
8	MISTER GUNSEN	7	225.7m	3:38.50	66.88s	(0)	33.72s	(0)

Finish Position and metres gained from 800m

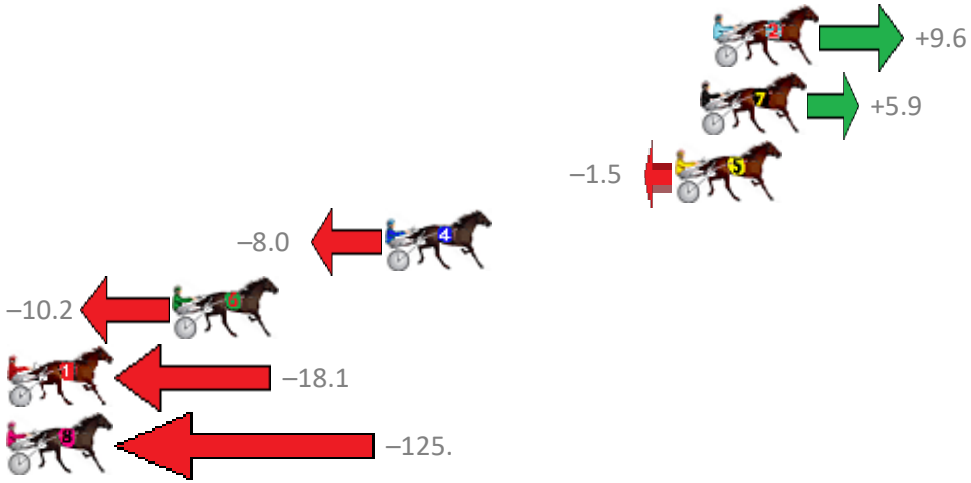

Sectionals Powered by

PJ Harness Analyser
Master harness racing with the power of sectionals
Owners, Trainers and Punters - Check out what's new at www.pjdata.com.au

The Racing Queensland Board (trading as Racing Queensland) and provider are not responsible for the completeness or accuracy of any of the information contained herein, and makes no representations about its suitability for any purpose.

Albion Park Race 2 Distance 2138m

Tuesday, 23 July 2019

Gross Time: 2:42.60 MileRate: 2:01.20 LeadTime: 42.40s First Qtr: 30.70s Second Qtr: 30.90s Third Qtr: 29.10s Fourth Qtr: 29.50s

No	Horse	Plc	Margin	Time	800Time	(W)	400 Time	(W)
9	GARLAND GREENE	1	0.0m	2:42.60	58.34s	(1)	29.43s	(1)
6	MUSCULUS	2	3.8m	2:42.88	57.96s	(1)	29.06s	(2)
1	PRINCESS KATERINA	3	4.0m	2:42.90	58.26s	(0)	29.28s	(0)
2	EL SWAVO	4	4.8m	2:42.95	58.63s	(0)	29.38s	(1)
5	HEART OF CHANGE	5	6.9m	2:43.11	57.46s	(1)	28.31s	(0)
8	ALS LAW	6	7.3m	2:43.14	57.87s	(1)	28.99s	(2)
4	DAY TOURER	7	8.2m	2:43.20	58.59s	(1)	29.29s	(1)
3	BOURBONONTHEROCK	8	26.5m	2:44.55	60.54s	(0)	31.45s	(0)
7	WHATABOYZ	9	74.9m	2:48.12	60.79s	(0)	30.97s	(0)
10	IM THE COMMANDO	10	83.7m	2:48.77	60.70s	(0)	30.88s	(0)

Finish Position and metres gained from 800m

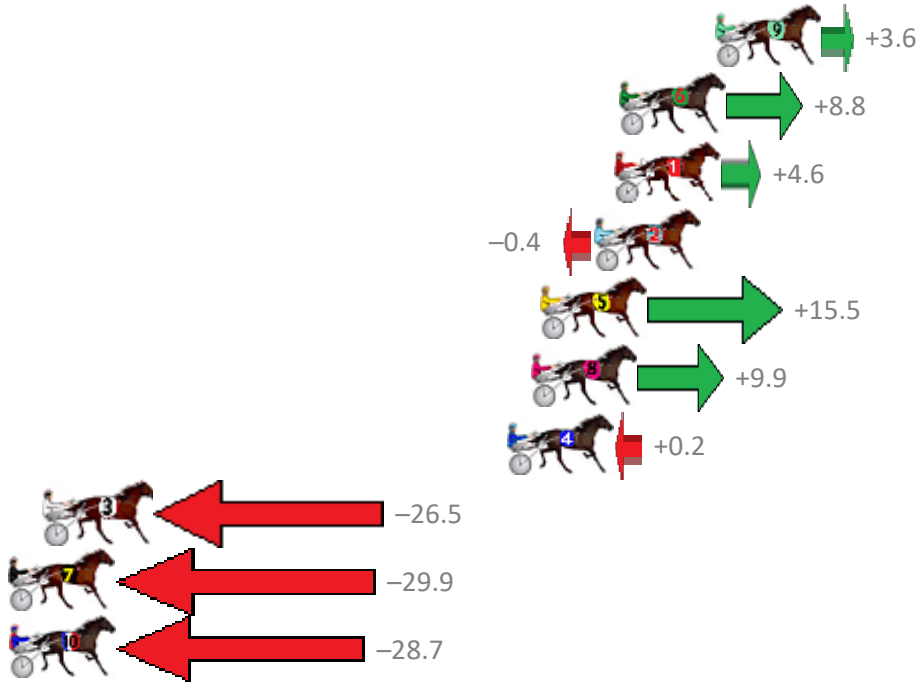

RACING QUEENSLAND

QBRED

Sectionals Powered by

PJ Data

PJ Harness Analyser

Master harness racing with the power of sectionals

Owners, Trainers and Punters - Check out what's new at www.pjdata.com.au

The Racing Queensland Board (trading as Racing Queensland) and provider are not responsible for the completeness or accuracy of any of the information contained herein, and makes no representations about its suitability for any purpose.

Albion Park Race 3 Distance 2138m

Tuesday, 23 July 2019

Gross Time: 2:36.90 MileRate: 1:58.10 LeadTime: 38.50s First Qtr: 30.90s Second Qtr: 31.10s Third Qtr: 28.60s Fourth Qtr: 27.80s

No	Horse	Plc	Margin	Time	800Time	(W)	400 Time	(W)
4	COMIGAL	1	0.0m	2:36.90	56.26s	(1)	27.74s	(1)
1	GOD SAKE	2	0.2m	2:36.91	56.41s	(0)	27.81s	(0)
6	SOMEMONDOSOMEW	3	1.3m	2:36.99	55.70s	(1)	27.11s	(1)
7	FIOKI	4	3.6m	2:37.15	55.57s	(1)	26.98s	(1)
3	CARLOAD	5	5.5m	2:37.28	56.21s	(0)	27.58s	(0)
2	COLONEL JOY	6	5.9m	2:37.31	56.36s	(1)	27.77s	(1)
8	THE NEXT STAR	7	10.7m	2:37.64	56.86s	(0)	28.22s	(0)
5	INVINCIBLE LOXTON	8	12.5m	2:37.77	55.83s	(1)	27.47s	(2)

Finish Position and metres gained from 800m

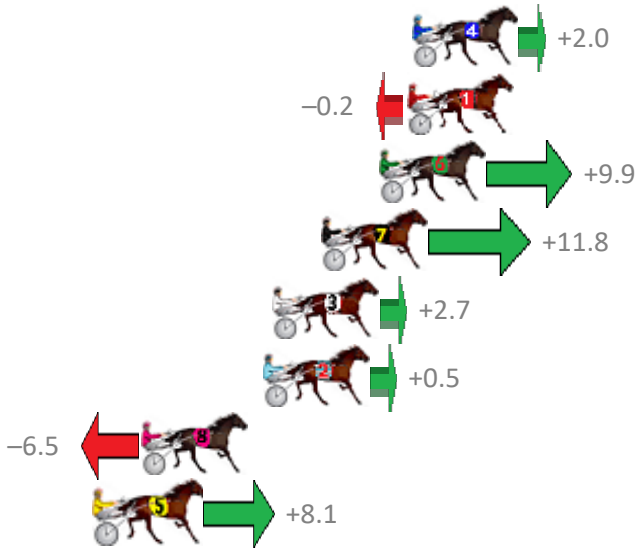

RACING QUEENSLAND

QBRED

Sectionals Powered by

PJ Data

PJ Harness Analyser

Master harness racing with the power of sectionals

Owners, Trainers and Punters - Check out what's new at www.pjdata.com.au

The Racing Queensland Board (trading as Racing Queensland) and provider are not responsible for the completeness or accuracy of any of the information contained herein, and makes no representations about its suitability for any purpose.

Albion Park Race 4 Distance 1660m

Tuesday, 23 July 2019

Gross Time: 1:58.30 MileRate: 1:54.70 LeadTime: 3.30s First Qtr: 27.60s Second Qtr: 30.20s Third Qtr: 29.00s Fourth Qtr: 28.20s

No	Horse	Plc	Margin	Time	800Time	(W)	400 Time	(W)
9	LITTLELIONELJAMES	1	0.0m	1:58.30	56.73s	(1)	27.76s	(2)
7	GINGER MICKY	2	0.5m	1:58.34	57.24s	(0)	28.24s	(0)
6	MISS BLUE GLORY	3	3.8m	1:58.57	56.36s	(1)	27.37s	(2)
1	KWASII	4	7.6m	1:58.84	57.41s	(0)	28.44s	(0)
4	ALLY ROGAN	5	14.8m	1:59.34	57.44s	(1)	28.45s	(2)
5	NO ESCAPE	6	20.8m	1:59.77	57.56s	(0)	28.71s	(0)
2	PERFECT FEELING	7	22.3m	1:59.87	58.65s	(1)	29.53s	(1)
8	MISS MIA	8	23.0m	1:59.92	58.20s	(0)	29.22s	(0)
3	OUR MASQUERADE	9	158.3m	2:09.46	63.16s	(0)	31.61s	(0)

Finish Position and metres gained from 800m

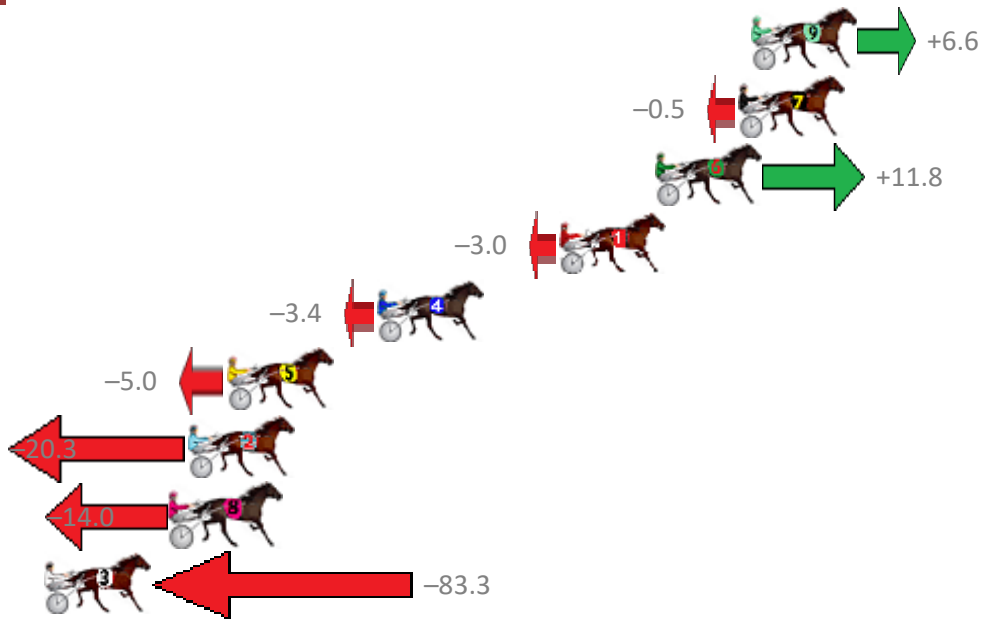

Sectionals Powered by

PJ Harness Analyser
Master harness racing with the power of sectionals
Owners, Trainers and Punters - Check out what's new at www.pjdata.com.au

The Racing Queensland Board (trading as Racing Queensland) and provider are not responsible for the completeness or accuracy of any of the information contained herein, and makes no representations about its suitability for any purpose.

Albion Park Race 5 Distance 1660m

Tuesday, 23 July 2019

Gross Time: 2:01.20 MileRate: 1:57.50 LeadTime: 3.40s First Qtr: 27.50s Second Qtr: 30.30s Third Qtr: 29.90s Fourth Qtr: 30.10s

No	Horse	Plc	Margin	Time	800Time	(W)	400 Time	(W)
6	TRUE STEPPER	1	0.0m	2:01.20	59.65s	(0)	29.75s	(0)
8	CHEESANDKISSES	2	0.5m	2:01.24	58.69s	(1)	29.61s	(1)
7	MISS LILY MAY	3	9.7m	2:01.93	59.71s	(1)	30.69s	(1)
4	BRONSKI MACARENA	4	20.7m	2:02.76	60.86s	(0)	31.00s	(0)
11	BETTERTHANDIAMOND	5	24.3m	2:03.03	61.82s	(0)	31.93s	(0)
1	FAIREACHDAINN	6	30.4m	2:03.49	61.02s	(0)	31.11s	(0)
2	FAVOURITEHIGHLIGHT	7	32.8m	2:03.67	59.83s	(0)	29.56s	(0)
10	IMA BEACH BABE	8	40.3m	2:04.23	60.77s	(0)	30.50s	(0)

Finish Position and metres gained from 800m

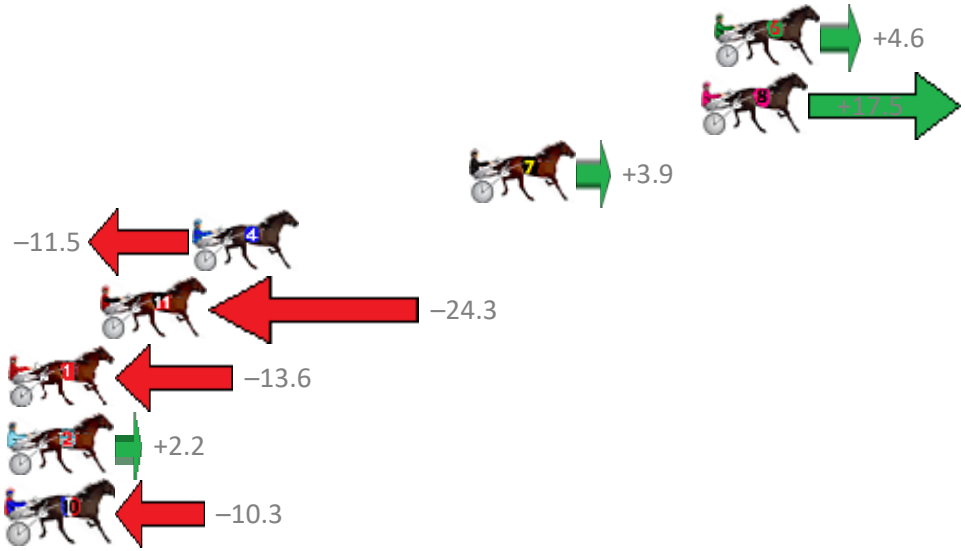

Sectionals Powered by

PJ Harness Analyser
Master harness racing with the power of sectionals
Owners, Trainers and Punters - Check out what's new at www.pjdata.com.au

The Racing Queensland Board (trading as Racing Queensland) and provider are not responsible for the completeness or accuracy of any of the information contained herein, and makes no representations about its suitability for any purpose.

Albion Park Race 6 Distance 2138m

Tuesday, 23 July 2019

Gross Time: 2:34.00 MileRate: 1:55.90 LeadTime: 37.30s First Qtr: 30.10s Second Qtr: 30.80s Third Qtr: 28.10s Fourth Qtr: 27.70s

No	Horse	Plc	Margin	Time	800Time	(W)	400 Time	(W)
4	FIRE AND ICE	1	0.0m	2:34.00	55.49s	(0)	27.35s	(0)
3	MELANNA BEACH	2	0.4m	2:34.03	55.83s	(0)	27.73s	(0)
5	HAVANA MOON	3	5.6m	2:34.39	55.30s	(1)	27.06s	(1)
1	DAPPER	4	6.0m	2:34.42	55.60s	(0)	27.51s	(0)
2	GUNRNEEDABIGRBOAT	5	7.6m	2:34.53	55.76s	(1)	27.55s	(1)
6	BELLA BALL TERROR	6	8.7m	2:34.60	56.13s	(1)	27.96s	(1)
9	TOMMY UNDER FIRE	7	12.5m	2:34.87	56.11s	(2)	28.15s	(2)
7	COBBLER LANE	8	16.2m	2:35.12	55.74s	(2)	27.73s	(2)
10	CAPTAIN COSMONAUT	9	21.5m	2:35.49	56.43s	(2)	28.44s	(2)
8	SHOWEM SIMON	10	52.4m	2:37.63	58.53s	(0)	30.01s	(0)

Finish Position and metres gained from 800m

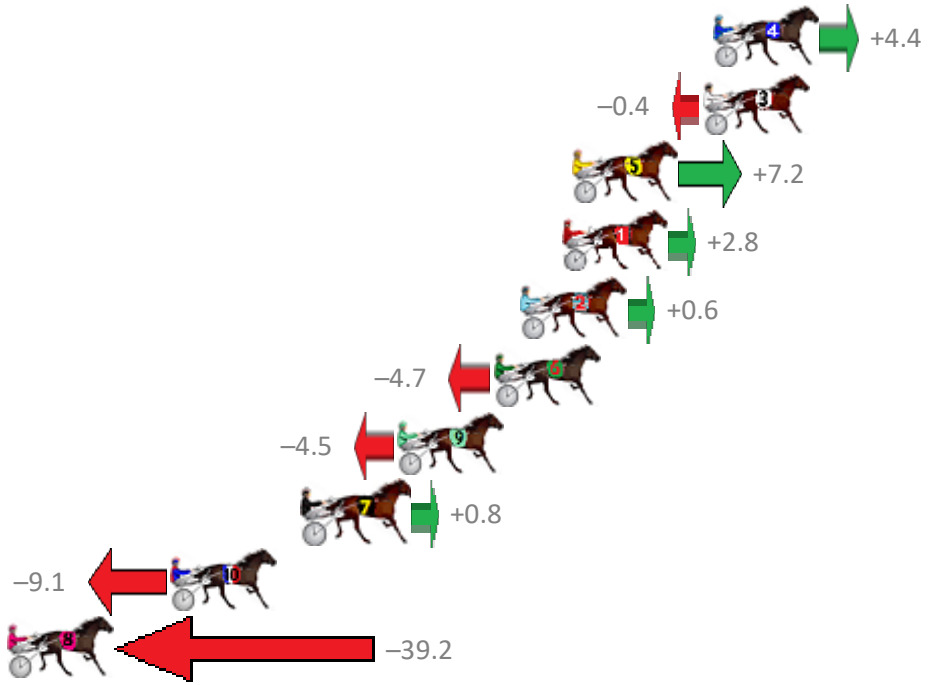

Sectionals Powered by

PJ Harness Analyser
Master harness racing with the power of sectionals
Owners, Trainers and Punters - Check out what's new at www.pjdata.com.au

The Racing Queensland Board (trading as Racing Queensland) and provider are not responsible for the completeness or accuracy of any of the information contained herein, and makes no representations about its suitability for any purpose.

Albion Park Race 7 Distance 2138m

Tuesday, 23 July 2019

Gross Time: 2:33.40 MileRate: 1:55.50 LeadTime: 36.70s First Qtr: 29.90s Second Qtr: 30.50s Third Qtr: 28.70s Fourth Qtr: 27.60s

No	Horse	Plc	Margin	Time	800Time	(W)	400 Time	(W)
2	SECRETAGENT TYCOON	1	0.0m	2:33.40	56.15s	(1)	27.54s	(1)
4	KEY LARGO	2	1.6m	2:33.51	56.41s	(0)	27.71s	(0)
1	OUR UNCLE ALAN	3	3.2m	2:33.62	56.19s	(0)	27.53s	(0)
5	THATS HOW WEROLL	4	4.4m	2:33.70	55.88s	(1)	27.27s	(1)
3	LANCELOT BROMAC	5	6.5m	2:33.85	56.32s	(1)	27.70s	(1)
8	HAPPY FEELINGS	6	7.5m	2:33.92	56.19s	(0)	27.52s	(0)
6	IM WITH LEXY	7	10.1m	2:34.10	55.98s	(1)	27.39s	(1)
10	STITCHED UP	8	10.3m	2:34.11	55.79s	(0)	27.12s	(0)
9	IM NORMA JEAN	9	13.9m	2:34.36	56.34s	(0)	27.66s	(0)
11	IMA BLACK BEAUTY	10	14.8m	2:34.42	55.78s	(0)	27.13s	(1)
7	OLIVER WINKLE	11	23.2m	2:35.00	56.60s	(1)	27.99s	(2)

Finish Position and metres gained from 800m



Sectionals Powered by

PJ Harness Analyser
Master harness racing with the power of sectionals
Owners, Trainers and Punters - Check out what's new at www.pjdata.com.au

The Racing Queensland Board (trading as Racing Queensland) and provider are not responsible for the completeness or accuracy of any of the information contained herein, and makes no representations about its suitability for any purpose.

Albion Park Race 8 Distance 1660m

Tuesday, 23 July 2019

Gross Time: 1:58.90 MileRate: 1:55.20 LeadTime: 3.50s First Qtr: 28.40s Second Qtr: 30.20s Third Qtr: 28.40s Fourth Qtr: 28.40s

No	Horse	Plc	Margin	Time	800Time (W)		400 Time (W)	
1	DATALDO	1	0.0m	1:58.90	56.80s	(0)	28.40s	(0)
8	ROLLONX	2	4.7m	1:59.23	56.82s	(0)	28.36s	(0)
9	BROKEN ARK	3	6.9m	1:59.39	56.68s	(0)	28.22s	(0)
11	KYRONTA	4	9.6m	1:59.58	56.23s	(1)	28.09s	(1)
10	OUR BALOU	5	12.5m	1:59.79	57.46s	(1)	29.20s	(1)
6	SHADYS DELIGHT	6	13.8m	1:59.88	56.80s	(0)	28.40s	(0)
2	MISTER COLE	7	17.8m	2:00.16	57.23s	(1)	28.97s	(1)
3	BONNIES CAM	8	19.1m	2:00.26	57.63s	(1)	29.37s	(1)
7	ROCKS OR DIAMONDS	9	19.9m	2:00.31	56.54s	(1)	28.56s	(2)
5	SIR JUJON	10	20.7m	2:00.37	56.34s	(2)	28.51s	(1)

Finish Position and metres gained from 800m

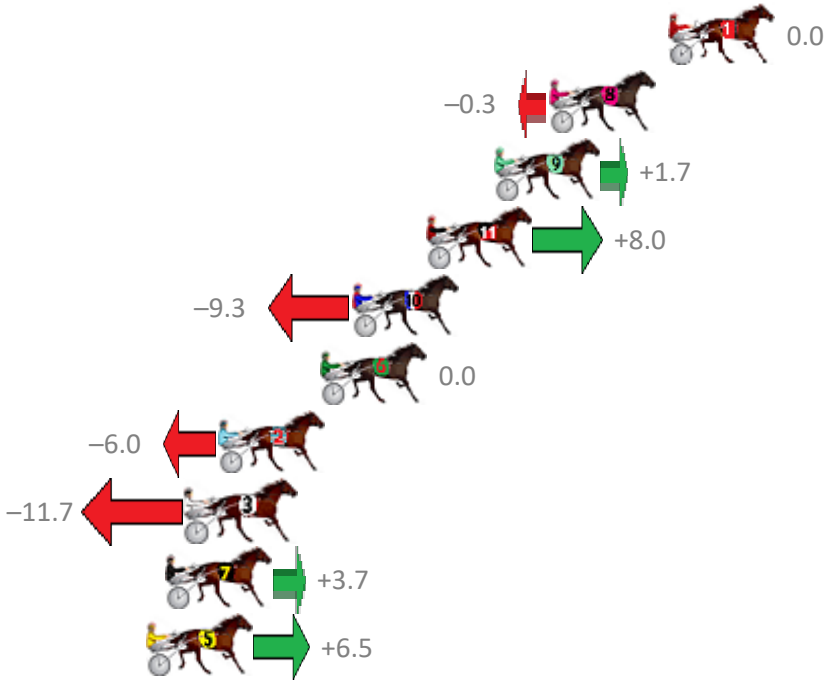

RACING QUEENSLAND

QBRED

Sectionals Powered by PJ Data

PJ Harness Analyser
Master harness racing with the power of sectionals
Owners, Trainers and Punters - Check out what's new at www.pjdata.com.au

The Racing Queensland Board (trading as Racing Queensland) and provider are not responsible for the completeness or accuracy of any of the information contained herein, and makes no representations about its suitability for any purpose.

Albion Park Race 9 Distance 1660m

Tuesday, 23 July 2019

Gross Time: 2:00.50 MileRate: 1:56.80 LeadTime: 3.50s First Qtr: 28.60s Second Qtr: 31.50s Third Qtr: 28.90s Fourth Qtr: 28.00s

No	Horse	Plc	Margin	Time	800Time (W)		400 Time (W)	
12	JUSTA DALE	1	0.0m	2:00.50	55.43s	(1)	27.40s	(2)
4	THE MONEY BALL	2	0.2m	2:00.51	56.09s	(1)	27.76s	(2)
5	AUNTY BESSY	3	2.1m	2:00.65	56.86s	(1)	28.09s	(1)
11	GINA MACH	4	2.9m	2:00.70	55.29s	(1)	27.31s	(2)
9	VICTREE MIKAYLA	5	4.4m	2:00.81	56.56s	(0)	27.71s	(0)
2	TORQUE FEELS GOOD	6	8.1m	2:01.07	57.48s	(0)	28.57s	(0)
8	HIGH ON MONTANA	7	8.8m	2:01.12	57.20s	(0)	28.32s	(0)
3	TASCOTT LADY	8	9.1m	2:01.14	57.04s	(1)	28.22s	(1)
10	ROWDYS ACE	9	9.4m	2:01.16	56.46s	(1)	27.92s	(1)
6	MONUMENTAL	10	12.7m	2:01.39	56.84s	(0)	27.94s	(0)
7	LOTS MORE GRINS	11	15.2m	2:01.56	56.67s	(0)	28.00s	(1)

Finish Position and metres gained from 800m

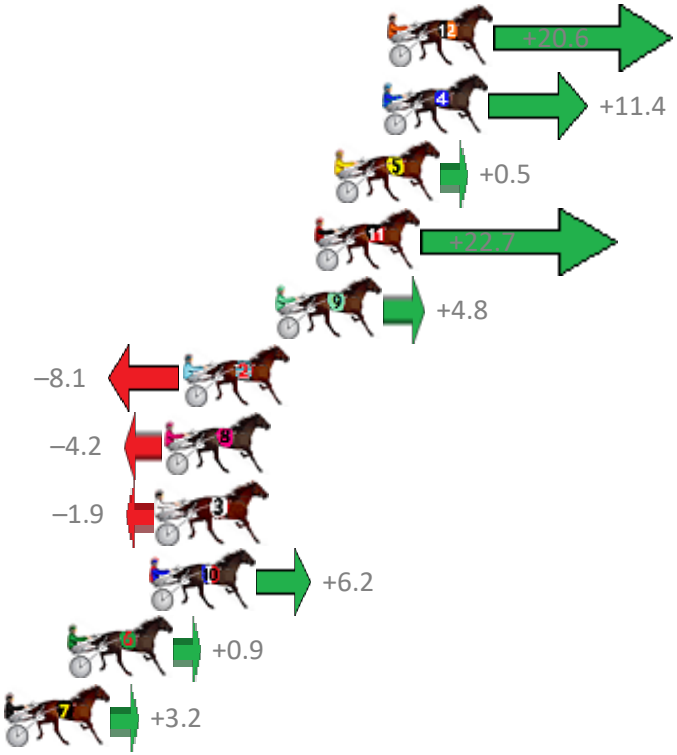

RACING QUEENSLAND

QBRED

Sectionals Powered by PJ Data

PJ Harness Analyser
Master harness racing with the power of sectionals
Owners, Trainers and Punters - Check out what's new at www.pjdata.com.au

The Racing Queensland Board (trading as Racing Queensland) and provider are not responsible for the completeness or accuracy of any of the information contained herein, and makes no representations about its suitability for any purpose.

Albion Park Race 10 Distance 1628m

Tuesday, 23 July 2019

Gross Time: 2:10.90 MileRate: 2:09.40 LeadTime: 2.30s First Qtr: 34.90s Second Qtr: 34.30s Third Qtr: 29.90s Fourth Qtr: 29.50s

No	Horse	Plc	Margin	Time	800Time	(W)	400 Time	(W)
1	SHEGOTSASS	1	0.0m	2:10.90	59.04s	(0)	29.50s	(0)
2	INDEFENSIBLE	2	1.6m	2:11.02	59.52s	(0)	28.94s	(0)

Finish Position and metres gained from 800m

RACING QUEENSLAND

QBRED

Sectionals Powered by

PJ Data

PJ Harness Analyser

Master harness racing with the power of sectionals

Owners, Trainers and Punters - Check out what's new at www.pjdata.com.au

The Racing Queensland Board (trading as Racing Queensland) and provider are not responsible for the completeness or accuracy of any of the information contained herein, and makes no representations about its suitability for any purpose.