

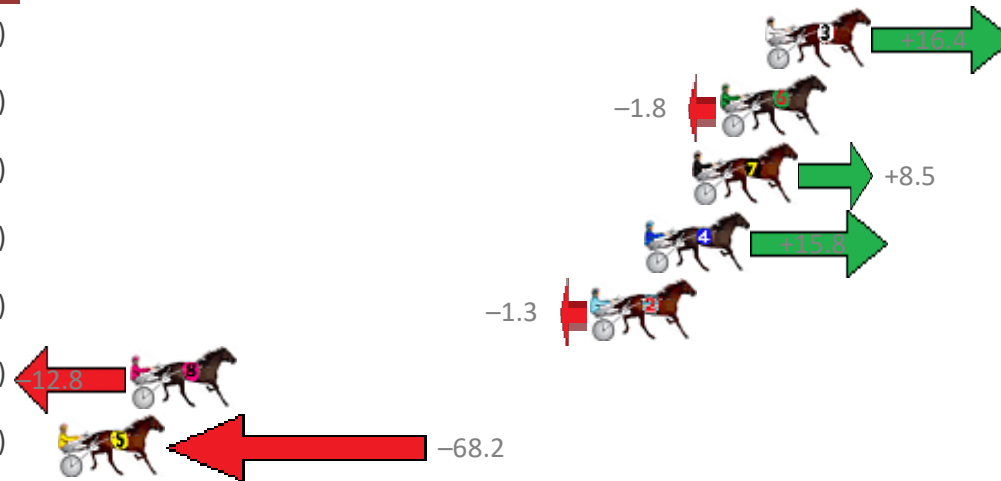
Albion Park Race 1 Distance 1660m

Tuesday, 12 March 2019

Gross Time: 2:00.70 MileRate: 1:57.00 LeadTime: 3.30s First Qtr: 27.20s Second Qtr: 31.10s Third Qtr: 28.50s Fourth Qtr: 30.60s

NoHorse	Plc	Margin	Time	800Time (W)	400 Time (W)
3 CUT FROM ROCK	1	0.0m	2:00.70	57.89s (1)	29.25s (1)
6 BLACKSADANCE	2	1.8m	2:00.84	59.23s (0)	30.74s (0)
7 LEFT A HURRIKANE	3	2.9m	2:00.92	58.47s (1)	29.90s (0)
4 MAYWYNS JEWEL	4	4.8m	2:01.07	57.93s (1)	29.24s (1)
2 LOVELAINE	5	6.9m	2:01.23	59.20s (0)	30.73s (0)
8 MEGA STAR	6	25.2m	2:02.63	60.05s (0)	30.51s (0)
5 VOODOO FELLA	7	74.4m	2:06.39	64.14s (1)	34.65s (0)

Finish Position and metres gained from 800m



Sectionals
Powered by



PJ Harness Analyser
Master harness racing with the power of sectionals
Owners, Trainers and Punters - Check out what's new at www.pjdata.com.au

The Racing Queensland Board (trading as Racing Queensland) and provider are not responsible for the completeness or accuracy of any of the information contained herein, and makes no representations about its suitability for any purpose.


Albion Park Race 2 Distance 2138m

Tuesday, 12 March 2019

Gross Time: 2:36.30 MileRate: 1:57.70 LeadTime: 38.10s First Qtr: 30.50s Second Qtr: 30.90s Third Qtr: 29.30s Fourth Qtr: 27.50s

NoHorse	Plc	Margin	Time	800Time (W)	400 Time (W)
5 ESCALERA	1	0.0m	2:36.30	56.80s (0)	27.50s (0)
2 TUAPEKA LIGHT	2	4.1m	2:36.58	56.74s (0)	27.41s (0)
3 CHERRYS THE BEST	3	12.9m	2:37.19	57.16s (1)	27.89s (1)
1 LITTLE ARROWS	4	13.3m	2:37.21	57.05s (0)	27.63s (0)
4 ALI DOWNUNDER	5	15.2m	2:37.35	57.62s (1)	28.35s (1)
6 IM NO OUTLAW	6	17.1m	2:37.48	57.13s (1)	27.81s (1)

Finish Position and metres gained from 800m



Sectionals
Powered by



PJ Harness Analyser
Master harness racing with the power of sectionals
Owners, Trainers and Punters - Check out what's new at www.pjdata.com.au

The Racing Queensland Board (trading as Racing Queensland) and provider are not responsible for the completeness or accuracy of any of the information contained herein, and makes no representations about its suitability for any purpose.


Albion Park Race 3 Distance 2138m

Tuesday, 12 March 2019

Gross Time: 2:42.30 MileRate: 2:02.20 LeadTime: 41.20s First Qtr: 30.00s Second Qtr: 31.00s Third Qtr: 29.90s Fourth Qtr: 30.20s

NoHorse	Plc	Margin	Time	800Time (W)	400 Time (W)
3 MELPARK MAGIC	1	0.0m	2:42.30	60.10s (0)	30.20s (0)
7 MISS INVASION	2	20.2m	2:43.83	60.08s (1)	29.99s (2)
6 EL SWAVO	3	27.3m	2:44.36	61.28s (1)	30.93s (2)
4 MISTER OZ	4	36.4m	2:45.05	62.28s (1)	31.79s (1)
9 GHENT	5	48.5m	2:45.96	63.26s (0)	32.70s (0)
8 GREG THE GREAT	6	56.2m	2:46.54	63.12s (1)	33.10s (3)
2 IMA CALVERT ROSE	7	74.8m	2:47.95	64.85s (0)	33.82s (0)
1 MY PRECIOUS YANKEE	8	152.4m	2:53.81	64.04s (0)	32.65s (0)

Finish Position and metres gained from 800m



Sectionals
Powered by



PJ Harness Analyser
Master harness racing with the power of sectionals
Owners, Trainers and Punters - Check out what's new at www.pjdata.com.au

The Racing Queensland Board (trading as Racing Queensland) and provider are not responsible for the completeness or accuracy of any of the information contained herein, and makes no representations about its suitability for any purpose.

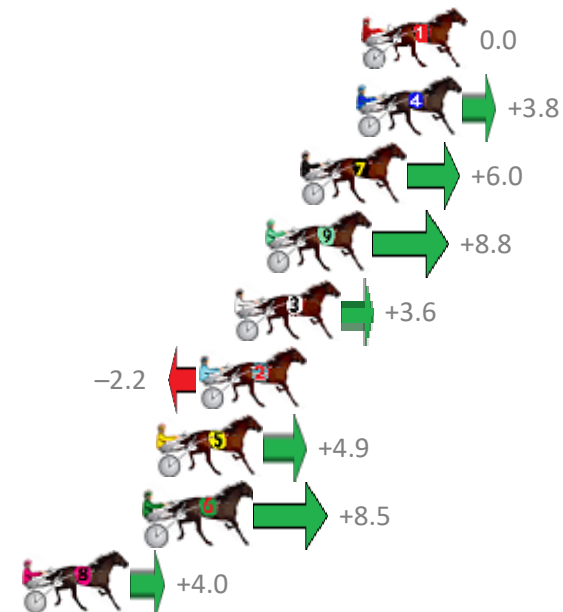
Albion Park Race 4 Distance 2647m

Tuesday, 12 March 2019

Gross Time: 3:26.00 MileRate: 2:05.20 LeadTime: 83.50s First Qtr: 32.10s Second Qtr: 32.40s Third Qtr: 29.70s Fourth Qtr: 28.30s

NoHorse	Plc	Margin	Time	800Time (W)	400 Time (W)
1 JUSTABILIKEMUM	1	0.0m	3:26.00	58.00s (0)	28.30s (0)
4 HELLBOUND	2	0.2m	3:26.01	57.72s (1)	28.13s (1)
7 SHADY SADIE	3	2.4m	3:26.17	57.56s (1)	28.00s (2)
9 MATATOKI	4	3.8m	3:26.27	57.36s (1)	27.75s (2)
3 REDRIVERDEBBA	5	5.0m	3:26.35	57.74s (0)	28.00s (0)
2 LANSBURY	6	6.4m	3:26.45	58.16s (0)	28.40s (0)
5 SCORCHED	7	8.1m	3:26.57	57.64s (0)	27.85s (0)
6 ASTRAL RULER	8	8.5m	3:26.60	57.38s (1)	27.76s (2)
8 JETER	9	13.4m	3:26.95	57.71s (0)	27.89s (0)

Finish Position and metres gained from 800m



Sectionals
Powered by



PJ Harness Analyser
Master harness racing with the power of sectionals
Owners, Trainers and Punters - Check out what's new at www.pjdata.com.au

The Racing Queensland Board (trading as Racing Queensland) and provider are not responsible for the completeness or accuracy of any of the information contained herein, and makes no representations about its suitability for any purpose.

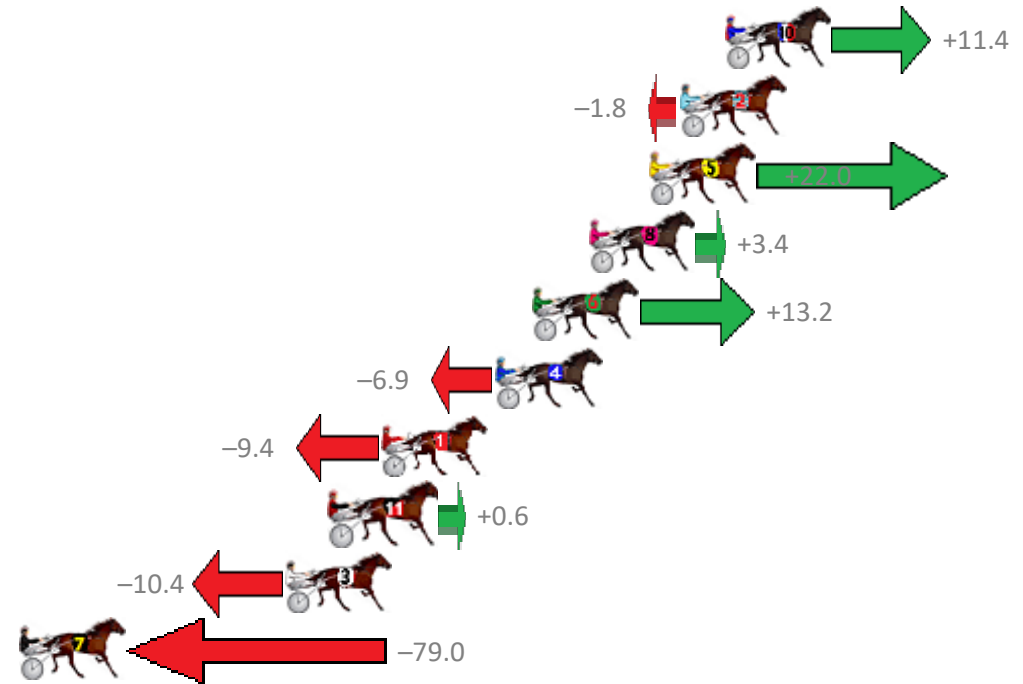
Albion Park Race 5 Distance 1660m

Tuesday, 12 March 2019

Gross Time: 1:57.00 MileRate: 1:53.40 LeadTime: 3.30s First Qtr: 26.90s Second Qtr: 29.70s Third Qtr: 28.20s Fourth Qtr: 28.90s

NoHorse	Plc	Margin	Time	800Time (W)	400 Time (W)
10 GRINVIL	1	0.0m	1:57.00	56.29s (1)	28.48s (2)
2 LEXUS ON THE BEACH	2	1.8m	1:57.13	57.23s (0)	29.03s (0)
5 CRACKA STRIDE	3	3.0m	1:57.22	55.53s (1)	27.76s (1)
8 TOP TRIO	4	5.4m	1:57.39	56.86s (0)	28.44s (1)
6 WHISKEY BLAZE	5	7.6m	1:57.55	56.16s (1)	28.15s (2)
4 SOMEMONDOSOMEW	6	9.1m	1:57.66	57.59s (1)	29.50s (1)
1 OYSTER STRIDE	7	13.6m	1:57.98	57.77s (0)	29.33s (0)
11 ANOTHER BROADWAY	8	15.6m	1:58.13	57.06s (1)	29.10s (2)
3 SWEET AS	9	17.4m	1:58.26	57.84s (1)	29.69s (1)
7 BRYCE COOPER	10	92.8m	2:03.70	62.74s (0)	33.84s (0)

Finish Position and metres gained from 800m



Sectionals
Powered by



PJ Harness Analyser
Master harness racing with the power of sectionals
Owners, Trainers and Punters - Check out what's new at www.pjdata.com.au

The Racing Queensland Board (trading as Racing Queensland) and provider are not responsible for the completeness or accuracy of any of the information contained herein, and makes no representations about its suitability for any purpose.


Albion Park Race 6 Distance 2138m

Tuesday, 12 March 2019

Gross Time: 2:36.00 MileRate: 1:57.40 LeadTime: 36.90s First Qtr: 31.30s Second Qtr: 30.30s Third Qtr: 28.70s Fourth Qtr: 28.80s

No	Horse	Plc	Margin	Time	800Time (W)	400 Time (W)
3	JUST DEAL IT	1	0.0m	2:36.00	57.50s (0)	28.80s (0)
8	MACH TORQUE	2	1.1m	2:36.08	56.95s (0)	28.22s (0)
1	NIKALONG HENRY	3	2.1m	2:36.15	57.35s (0)	28.59s (0)
4	GOALKICKER	4	14.3m	2:37.03	57.49s (2)	28.79s (2)
10	ALWAYS AT NIGHT	5	15.9m	2:37.14	57.65s (1)	28.82s (1)
6	HAVANA MOON	6	19.0m	2:37.37	58.25s (1)	29.35s (1)
9	DONT BE JEALOUS	7	22.3m	2:37.61	58.18s (0)	29.35s (0)
11	ONLY IN ROME	8	22.7m	2:37.63	58.40s (2)	29.74s (3)
12	SUBTLE ADVICE	9	23.7m	2:37.71	57.95s (0)	29.07s (0)
2	OASIS DREAM	10	27.1m	2:37.95	59.05s (2)	30.10s (2)
5	DOLLY MACH LOMBO	11	54.7m	2:39.94	61.17s (1)	32.22s (1)
7	DOLLARBILL	12	62.2m	2:40.48	60.49s (1)	31.65s (1)

Finish Position and metres gained from 800m



Sectionals
Powered by



PJ Harness Analyser
Master harness racing with the power of sectionals
Owners, Trainers and Punters - Check out what's new at www.pjdata.com.au

The Racing Queensland Board (trading as Racing Queensland) and provider are not responsible for the completeness or accuracy of any of the information contained herein, and makes no representations about its suitability for any purpose.

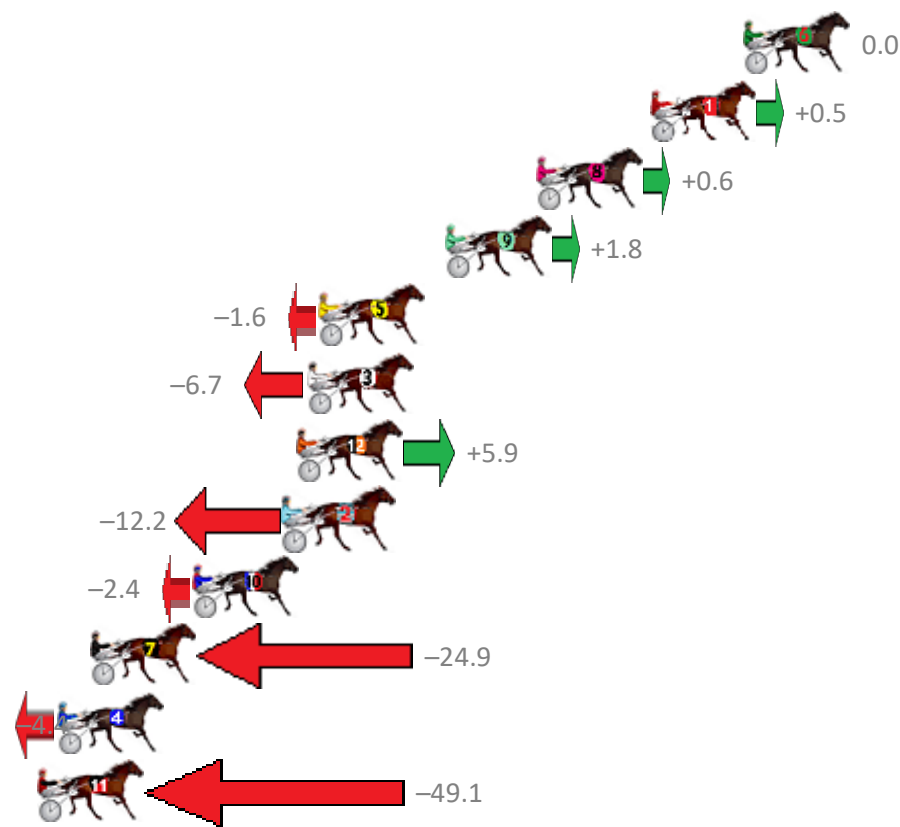
Albion Park Race 7 Distance 1660m

Tuesday, 12 March 2019

Gross Time: 1:57.50 MileRate: 1:54.00 LeadTime: 3.30s First Qtr: 27.10s Second Qtr: 30.20s Third Qtr: 28.30s Fourth Qtr: 28.60s

NoHorse	Plc	Margin	Time	800Time (W)	400 Time (W)
6 PACIFIC DRUMS	1	0.0m	1:57.50	56.90s (0)	28.60s (0)
1 THATS HOW WEROLL	2	3.7m	1:57.76	56.86s (0)	28.55s (0)
8 REGAL NIGHTSHADE	3	8.2m	1:58.09	56.86s (0)	28.53s (0)
9 ELMAUR JOY	4	11.8m	1:58.34	56.77s (0)	28.46s (0)
5 OLIVER WINKLE	5	16.8m	1:58.70	57.01s (1)	28.61s (3)
3 JUSTA DALE	6	17.3m	1:58.74	57.38s (1)	28.92s (2)
12 IMA TOP TYCOON	7	17.7m	1:58.77	56.48s (1)	28.38s (2)
2 NEWPORT DREAMZ	8	18.2m	1:58.80	57.77s (1)	29.27s (2)
10 THE HARLEM HAMMER	9	21.8m	1:59.06	57.07s (1)	28.87s (1)
7 SMILING ARMADA	10	25.9m	1:59.35	58.67s (1)	29.92s (1)
4 JACKS AT THE BEACH	11	27.2m	1:59.44	57.21s (0)	28.87s (1)
11 IDEALAGAIN	12	67.1m	2:02.30	60.39s (0)	32.00s (0)

Finish Position and metres gained from 800m



Sectionals
Powered by



PJ Harness Analyser
Master harness racing with the power of sectionals
Owners, Trainers and Punters - Check out what's new at www.pjdata.com.au

The Racing Queensland Board (trading as Racing Queensland) and provider are not responsible for the completeness or accuracy of any of the information contained herein, and makes no representations about its suitability for any purpose.

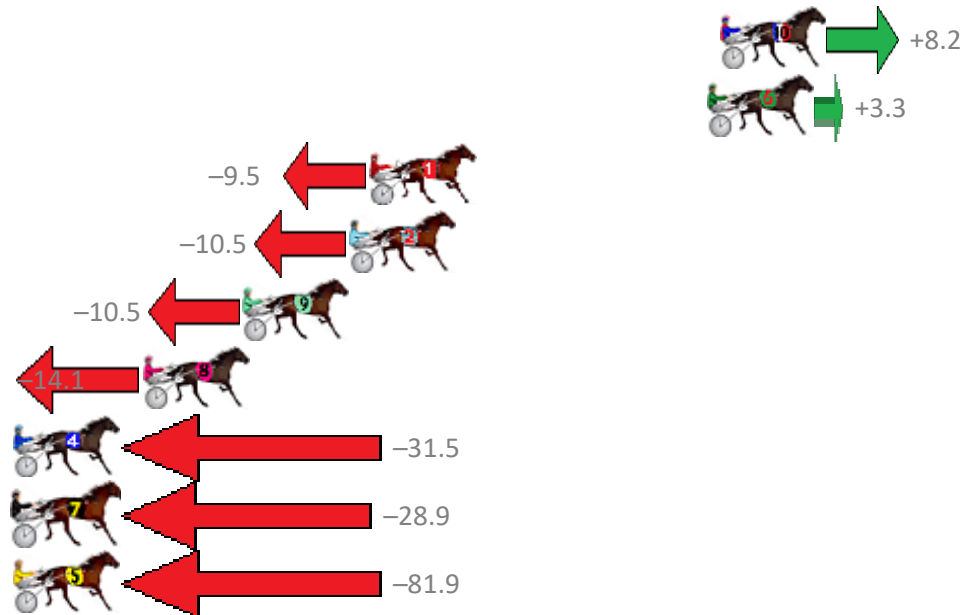
Albion Park Race 8 Distance 2138m

Tuesday, 12 March 2019

Gross Time: 2:30.90 MileRate: 1:53.50 LeadTime: 35.60s First Qtr: 29.60s Second Qtr: 29.80s Third Qtr: 27.80s Fourth Qtr: 28.10s

NoHorse	Plc	Margin	Time	800Time (W)	400 Time (W)
10 SLICE OF HEAVEN	1	0.0m	2:30.90	55.33s (2)	27.96s (1)
6 WATCH PULP FICTION	2	0.5m	2:30.94	55.67s (2)	28.14s (0)
1 SPARKLING COLLECT	3	13.9m	2:31.88	56.56s (0)	28.37s (0)
2 THE SPACE INVADER	4	14.7m	2:31.93	56.63s (1)	28.46s (1)
9 ALLELUIA	5	18.9m	2:32.23	56.63s (1)	28.01s (0)
8 COLD IDEAL	6	22.9m	2:32.51	56.89s (0)	28.64s (0)
4 FRANKIE ROCKS	7	31.5m	2:33.11	58.10s (0)	29.91s (0)
7 MATTGREGOR	8	41.7m	2:33.83	57.92s (2)	29.55s (1)
5 GANGSTER BOY	9	81.9m	2:36.65	61.62s (1)	32.03s (1)

Finish Position and metres gained from 800m



Sectionals
Powered by



PJ Harness Analyser
Master harness racing with the power of sectionals
Owners, Trainers and Punters - Check out what's new at www.pjdata.com.au

The Racing Queensland Board (trading as Racing Queensland) and provider are not responsible for the completeness or accuracy of any of the information contained herein, and makes no representations about its suitability for any purpose.