

Albion Park Race 1 Distance 1660m

Tuesday, 19 February 2019

Gross Time: 2:02.30 MileRate: 1:58.60 LeadTime: 3.50s First Qtr: 29.60s Second Qtr: 31.30s Third Qtr: 29.70s Fourth Qtr: 28.20s

No Horse	Plc	Margin	Time	800Time (W)	400 Time (W)
2 FROST EN ICE	1	0.0m	2:02.30	57.90s (0)	28.20s (0)
3 WILL THE WIZARD	2	8.4m	2:02.89	57.39s (0)	28.19s (1)
5 LEFT A HURRIKANE	3	13.1m	2:03.22	58.11s (0)	28.86s (1)
4 BLACKSADANCE	4	17.2m	2:03.51	58.83s (0)	28.99s (0)
1 MADETOPLAY	5	90.5m	2:08.68	60.11s (0)	28.94s (0)

Finish Position and metres gained from 800m



Sectionals
Powered by



PJ Harness Analyser
Master harness racing with the power of sectionals
Owners, Trainers and Punters - Check out what's new at www.pjdata.com.au

The Racing Queensland Board (trading as Racing Queensland) and provider are not responsible for the completeness or accuracy of any of the information contained herein, and makes no representations about its suitability for any purpose.

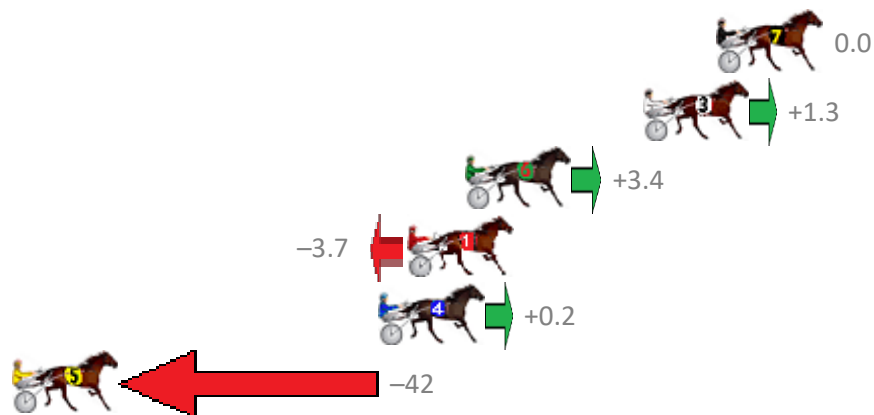
Albion Park Race 2 Distance 1660m

Tuesday, 19 February 2019

Gross Time: 1:57.10 MileRate: 1:53.60 LeadTime: 3.30s First Qtr: 27.70s Second Qtr: 29.50s Third Qtr: 29.60s Fourth Qtr: 27.00s

No Horse	Plc	Margin	Time	800Time (W)	400 Time (W)
7 SLICE OF HEAVEN	1	0.0m	1:57.10	56.60s (0)	27.00s (0)
3 THE SPACE INVADER	2	2.9m	1:57.30	56.51s (0)	26.91s (0)
6 FRANCO TARIQ	3	10.0m	1:57.78	56.36s (0)	26.82s (0)
1 RORY MACH	4	12.3m	1:57.93	56.86s (0)	27.26s (0)
4 THE IDES OF MARCH	5	13.4m	1:58.00	56.59s (1)	27.22s (2)
5 MY ULTIMATE FELLA	6	50.0m	2:00.47	59.51s (1)	29.86s (1)

Finish Position and metres gained from 800m



Sectionals
Powered by



PJ Harness Analyser
Master harness racing with the power of sectionals
Owners, Trainers and Punters - Check out what's new at www.pjdata.com.au

The Racing Queensland Board (trading as Racing Queensland) and provider are not responsible for the completeness or accuracy of any of the information contained herein, and makes no representations about its suitability for any purpose.

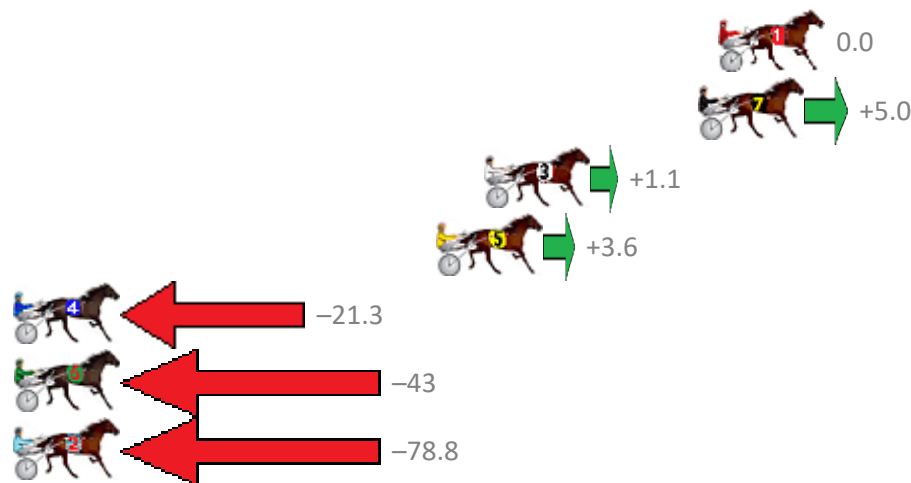
Albion Park Race 3 Distance 1660m

Tuesday, 19 February 2019

Gross Time: 1:58.90 MileRate: 1:55.30 LeadTime: 3.20s First Qtr: 29.30s Second Qtr: 31.00s Third Qtr: 28.10s Fourth Qtr: 27.30s

No Horse	Plc	Margin	Time	800Time (W)	400 Time (W)
1 PARAVANI	1	0.0m	1:58.90	55.40s (0)	27.30s (0)
7 PINUP BOY	2	0.8m	1:58.95	55.05s (1)	26.93s (1)
3 MY SECRET TORQUE	3	9.3m	1:59.53	55.32s (1)	27.20s (1)
5 TUESDAYS FELLA	4	11.2m	1:59.66	55.15s (1)	26.99s (1)
4 BANGKOK BRAVADO	5	30.9m	2:01.01	56.88s (0)	28.70s (0)
6 JACKS AT THE BEACH	6	57.2m	2:02.80	58.34s (0)	30.18s (0)
2 TORQUE FEELS GOOD	7	83.8m	2:04.62	60.86s (0)	32.65s (0)

Finish Position and metres gained from 800m



Sectionals
Powered by



The Racing Queensland Board (trading as Racing Queensland) and provider are not responsible for the completeness or accuracy of any of the information contained herein, and makes no representations about its suitability for any purpose.

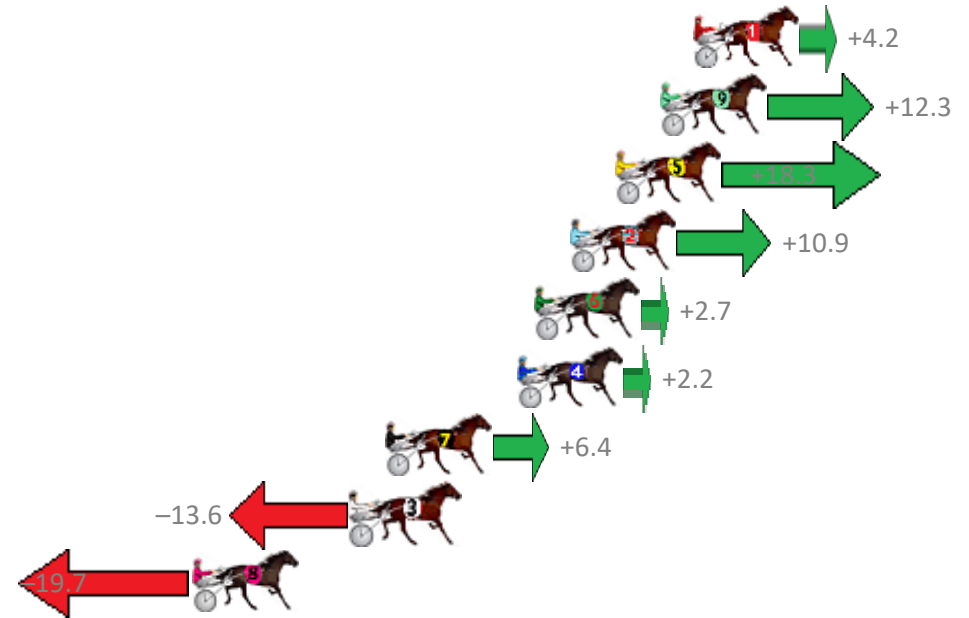
Albion Park Race 4 Distance 2138m

Tuesday, 19 February 2019

Gross Time: 2:36.80 MileRate: 1:58.00 LeadTime: 39.80s First Qtr: 30.80s Second Qtr: 27.90s Third Qtr: 28.40s Fourth Qtr: 29.90s

No Horse	Plc	Margin	Time	800Time (W)	400 Time (W)
1 MR KALYPSO	1	0.0m	2:36.80	57.99s (0)	29.59s (0)
9 GRINVIL	2	1.3m	2:36.90	57.40s (0)	29.00s (0)
5 SUBTLE DELIGHT	3	3.1m	2:37.03	56.97s (1)	28.88s (1)
2 GOD SAKE	4	4.9m	2:37.17	57.51s (1)	29.37s (1)
6 LOTS MORE ART	5	6.3m	2:37.27	58.10s (0)	29.71s (0)
4 ILLAWONG DREAMTIM	6	7.0m	2:37.32	58.14s (1)	29.87s (1)
7 EVERYTHING	7	12.2m	2:37.71	57.83s (0)	29.45s (0)
3 SWITOWSKI	8	13.6m	2:37.82	59.29s (0)	30.92s (0)
8 MISS KENNY	9	19.9m	2:38.29	59.74s (1)	31.27s (1)

Finish Position and metres gained from 800m



Sectionals
Powered by



PJ Harness Analyser
Master harness racing with the power of sectionals
Owners, Trainers and Punters - Check out what's new at www.pjdata.com.au

The Racing Queensland Board (trading as Racing Queensland) and provider are not responsible for the completeness or accuracy of any of the information contained herein, and makes no representations about its suitability for any purpose.

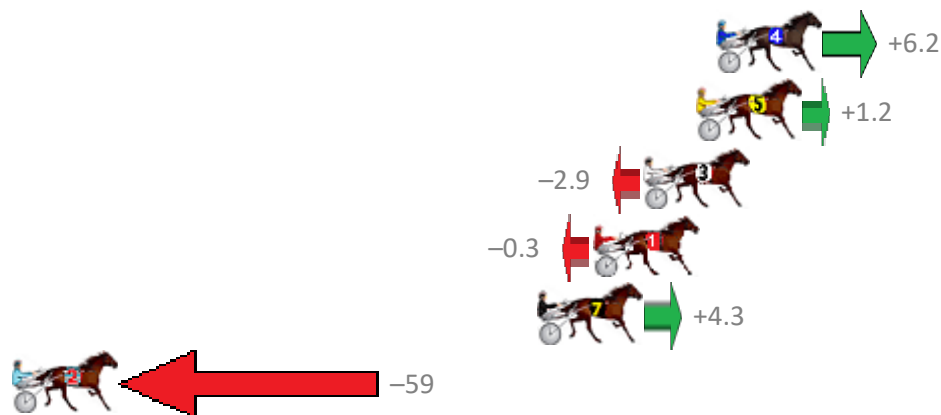
Albion Park Race 5 Distance 1660m

Tuesday, 19 February 2019

Gross Time: 2:01.00 MileRate: 1:57.40 LeadTime: 3.40s First Qtr: 28.50s Second Qtr: 32.80s Third Qtr: 29.00s Fourth Qtr: 27.30s

No Horse	Plc	Margin	Time	800Time (W)	400 Time (W)
4 TUAPEKA LIGHT	1	0.0m	2:01.00	55.86s (1)	26.84s (1)
5 ESCALERA	2	0.8m	2:01.05	56.22s (1)	27.20s (1)
3 SPECIAL RESERVE	3	2.9m	2:01.20	56.50s (0)	27.50s (0)
1 LITTLE ARROWS	4	4.9m	2:01.33	56.32s (0)	27.29s (0)
7 IM NO OUTLAW	5	7.1m	2:01.48	56.00s (1)	26.88s (1)
2 OUR MASQUERADE	6	69.0m	2:05.71	60.45s (0)	30.62s (0)

Finish Position and metres gained from 800m



Sectionals
Powered by



PJ Harness Analyser
Master harness racing with the power of sectionals
Owners, Trainers and Punters - Check out what's new at www.pjdata.com.au

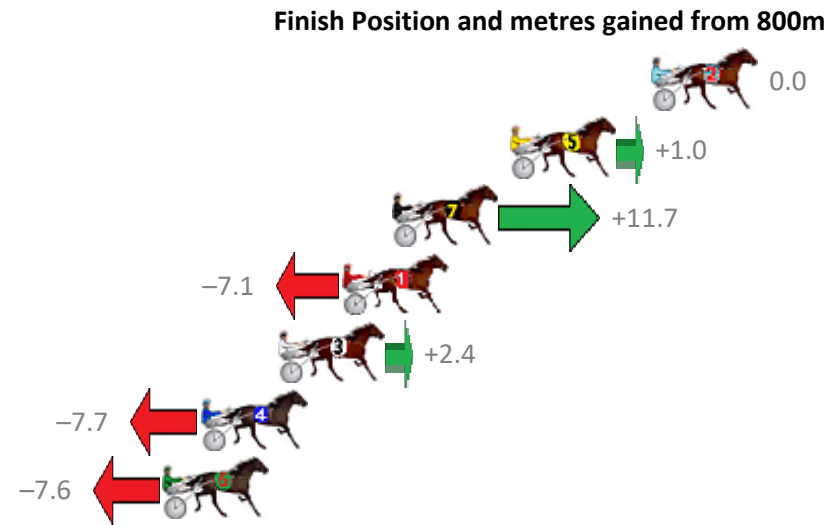
The Racing Queensland Board (trading as Racing Queensland) and provider are not responsible for the completeness or accuracy of any of the information contained herein, and makes no representations about its suitability for any purpose.

Albion Park Race 6 Distance 1660m

Tuesday, 19 February 2019

Gross Time: 1:57.60 MileRate: 1:54.00 LeadTime: 3.30s First Qtr: 28.10s Second Qtr: 29.90s Third Qtr: 27.80s Fourth Qtr: 28.50s

No Horse	Plc	Margin	Time	800Time (W)	400 Time (W)
2 BOULDER CITY	1	0.0m	1:57.60	56.30s (0)	28.50s (0)
5 BRIAN WHO	2	5.6m	1:58.00	56.23s (1)	28.63s (1)
7 MISS BLUE GLORY	3	10.3m	1:58.33	55.48s (1)	28.09s (2)
1 MACH TORQUE	4	12.3m	1:58.48	56.80s (0)	28.99s (0)
3 NEWMERELLA LADYKAY	5	14.8m	1:58.65	56.13s (1)	28.46s (1)
4 SPORTS STORY	6	17.9m	1:58.88	56.84s (0)	29.06s (0)
6 IFYOUBELIEVE	7	19.4m	1:58.98	56.83s (1)	29.08s (1)



Sectionals
Powered by



PJ Harness Analyser
Master harness racing with the power of sectionals
Owners, Trainers and Punters - Check out what's new at www.pjdata.com.au

The Racing Queensland Board (trading as Racing Queensland) and provider are not responsible for the completeness or accuracy of any of the information contained herein, and makes no representations about its suitability for any purpose.

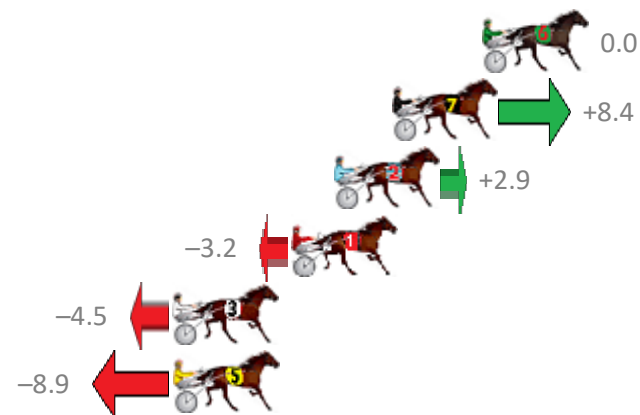
Albion Park Race 7 Distance 2138m

Tuesday, 19 February 2019

Gross Time: 2:36.30 MileRate: 1:57.70 LeadTime: 38.80s First Qtr: 29.60s Second Qtr: 30.90s Third Qtr: 29.10s Fourth Qtr: 27.90s

No Horse	Plc	Margin	Time	800Time (W)	400 Time (W)
6 TOM ME GUN	1	0.0m	2:36.30	57.00s (0)	27.90s (0)
7 THE BOYS GNP	2	3.6m	2:36.55	56.40s (1)	27.31s (1)
2 SPRING CAMPAIGN	3	5.9m	2:36.71	56.79s (0)	27.67s (0)
1 TELL THE LINESMEN	4	7.6m	2:36.83	57.23s (0)	28.10s (0)
3 THE HARLEM HAMMER	5	12.3m	2:37.16	57.32s (1)	28.24s (1)
5 BETTOR BE LUCKY	6	12.3m	2:37.16	57.63s (1)	28.56s (1)

Finish Position and metres gained from 800m



Sectionals
Powered by



PJ Harness Analyser
Master harness racing with the power of sectionals
Owners, Trainers and Punters - Check out what's new at www.pjdata.com.au

The Racing Queensland Board (trading as Racing Queensland) and provider are not responsible for the completeness or accuracy of any of the information contained herein, and makes no representations about its suitability for any purpose.

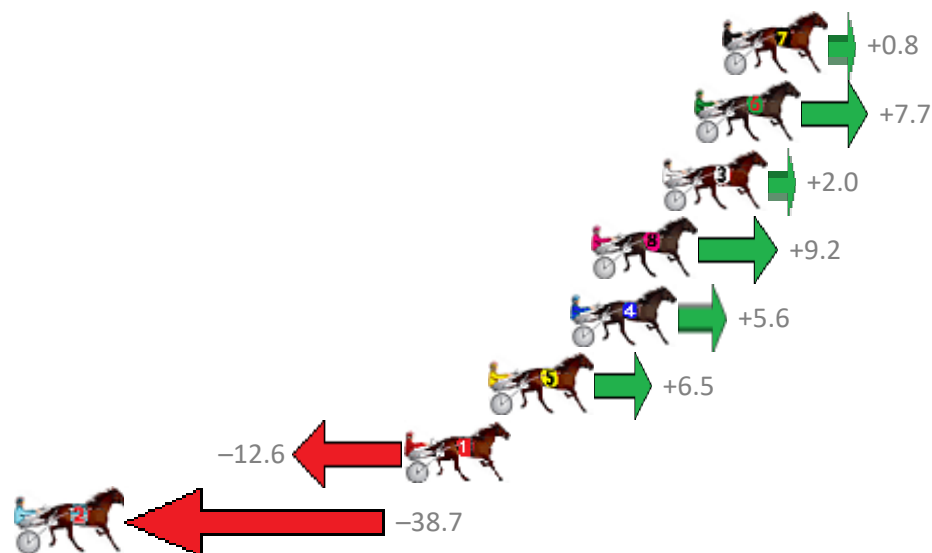
Albion Park Race 8 Distance 2138m

Tuesday, 19 February 2019

Gross Time: 2:36.40 MileRate: 1:57.70 LeadTime: 37.40s First Qtr: 29.90s Second Qtr: 30.80s Third Qtr: 29.00s Fourth Qtr: 29.30s

No Horse	Plc	Margin	Time	800Time (W)	400 Time (W)
7 MATT BELFORD	1	0.0m	2:36.40	58.24s (1)	29.30s (1)
6 NIKALONG HENRY	2	1.1m	2:36.48	57.74s (0)	28.46s (0)
3 OASIS DREAM	3	2.4m	2:36.58	58.15s (0)	28.99s (0)
8 REGAL ROCK	4	5.2m	2:36.78	57.63s (0)	28.38s (0)
4 PHOTOZEN	5	6.0m	2:36.84	57.89s (1)	28.55s (1)
5 WHOSTOLEMYPIGEON	6	9.3m	2:37.08	57.83s (1)	28.49s (1)
1 GOALKICKER	7	12.6m	2:37.32	59.22s (0)	30.11s (0)
2 MUCH BETTOR	8	44.9m	2:39.69	61.12s (1)	31.72s (1)

Finish Position and metres gained from 800m



Sectionals
Powered by



PJ Harness Analyser
Master harness racing with the power of sectionals
Owners, Trainers and Punters - Check out what's new at www.pjdata.com.au

The Racing Queensland Board (trading as Racing Queensland) and provider are not responsible for the completeness or accuracy of any of the information contained herein, and makes no representations about its suitability for any purpose.


Albion Park Race 9 Distance 1660m

Tuesday, 19 February 2019

Gross Time: 1:58.50 MileRate: 1:54.90 LeadTime: 3.30s First Qtr: 27.40s Second Qtr: 30.80s Third Qtr: 28.30s Fourth Qtr: 28.70s

No Horse	Plc	Margin	Time	800Time (W)	400 Time (W)
7 INNOCENT CROCKER	1	0.0m	1:58.50	55.58s (1)	28.20s (2)
3 JUST DEAL IT	2	0.2m	1:58.51	56.29s (1)	28.26s (1)
5 ROYAL LINCOLN	3	4.9m	1:58.85	56.28s (1)	28.26s (1)
1 ULTIMATE RISK	4	7.0m	1:59.00	57.50s (0)	29.20s (0)
8 ELMAUR JOY	5	7.7m	1:59.05	57.16s (0)	28.88s (0)
9 NEWPORT DREAMZ	6	9.3m	1:59.17	57.26s (1)	29.21s (1)
4 JACKS GAMBIT	7	11.1m	1:59.30	56.37s (0)	28.09s (0)
11 HAPPY FEELINGS	8	12.1m	1:59.37	56.11s (1)	28.31s (1)
2 LOVELY MOTH	9	12.2m	1:59.38	57.14s (0)	28.90s (0)
10 JANIES GOT A GUN	10	13.9m	1:59.50	56.94s (0)	28.65s (0)
12 ITSADANCEOFF	11	16.7m	1:59.70	56.10s (1)	28.74s (2)
6 JUSTA DALE	12	18.7m	1:59.84	56.45s (0)	28.33s (1)

Finish Position and metres gained from 800m



Sectionals
Powered by



PJ Harness Analyser
Master harness racing with the power of sectionals
Owners, Trainers and Punters - Check out what's new at www.pjdata.com.au

The Racing Queensland Board (trading as Racing Queensland) and provider are not responsible for the completeness or accuracy of any of the information contained herein, and makes no representations about its suitability for any purpose.