

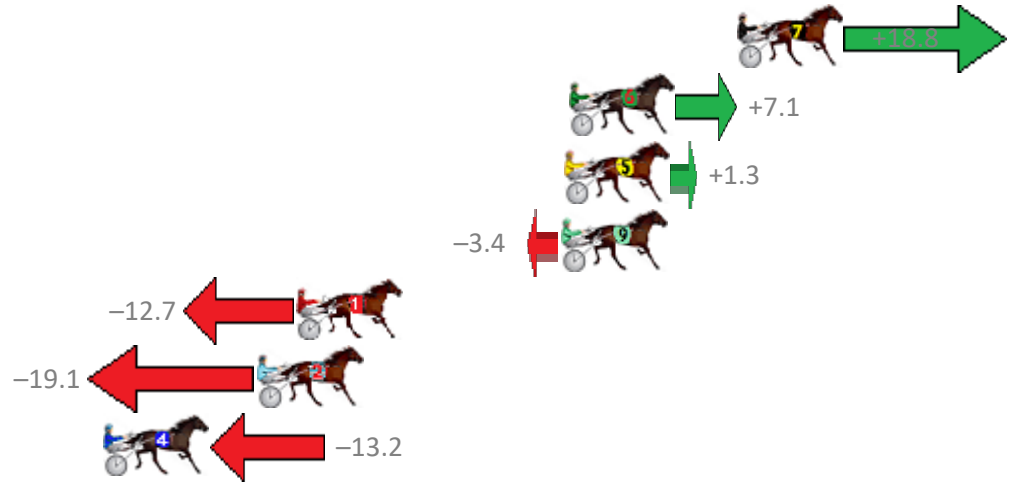
Albion Park Race 1 Distance 1660m

Tuesday, 15 January 2019

Gross Time: 2:01.40 MileRate: 1:57.70 LeadTime: 3.60s First Qtr: 27.80s Second Qtr: 31.30s Third Qtr: 28.90s Fourth Qtr: 29.80s

No Horse	Plc	Margin	Time	800Time (W)	400 Time (W)
7 ONE OFF	1	0.0m	2:01.40	57.32s (1)	29.43s (3)
6 MY ULTIMATE HELL	2	6.7m	2:01.90	58.18s (1)	29.54s (2)
5 OUR CHAMPION	3	6.9m	2:01.91	58.60s (1)	29.96s (2)
9 GLASSCUTTERSPIRIT	4	7.0m	2:01.92	58.95s (1)	30.32s (1)
1 MANOFLISA	5	17.5m	2:02.70	59.63s (0)	30.63s (1)
2 MODERNDAY FALCON	6	19.1m	2:02.82	60.10s (0)	31.09s (0)
4 ITS YOU NOT ME	7	25.2m	2:03.28	59.67s (0)	30.72s (0)

Finish Position and metres gained from 800m



Sectionals
Powered by



PJ Harness Analyser
Master harness racing with the power of sectionals
Owners, Trainers and Punters - Check out what's new at www.pjdata.com.au

The Racing Queensland Board (trading as Racing Queensland) and provider are not responsible for the completeness or accuracy of any of the information contained herein, and makes no representations about its suitability for any purpose.

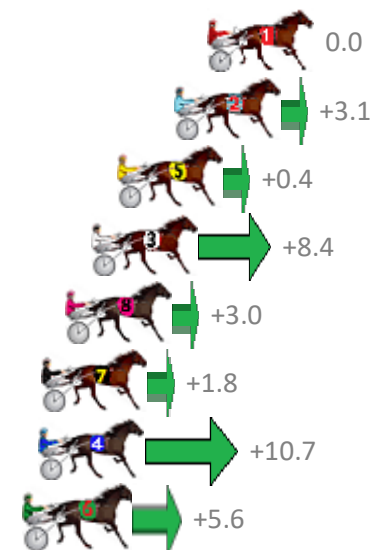
Albion Park Race 2 Distance 2647m

Tuesday, 15 January 2019

Gross Time: 3:27.00 MileRate: 2:05.80 LeadTime: 86.30s First Qtr: 31.70s Second Qtr: 31.40s Third Qtr: 28.40s Fourth Qtr: 29.20s

No Horse	Plc	Margin	Time	800Time (W)	400 Time (W)
1 LANSBURY	1	0.0m	3:27.00	57.60s (0)	29.20s (0)
2 EL SWAVO	2	1.3m	3:27.09	57.38s (0)	28.94s (0)
5 MATATOKI	3	3.6m	3:27.26	57.57s (1)	29.13s (1)
3 SCORCHED	4	4.6m	3:27.34	57.00s (0)	28.44s (0)
8 IVANOV	5	5.6m	3:27.41	57.38s (0)	28.89s (0)
7 WHATABOYZ	6	6.6m	3:27.48	57.47s (1)	28.97s (1)
4 HELLBOUND	7	6.7m	3:27.49	56.83s (1)	28.33s (1)
6 JETER	8	7.2m	3:27.53	57.20s (1)	28.69s (1)

Finish Position and metres gained from 800m



Sectionals
Powered by



PJ Harness Analyser
Master harness racing with the power of sectionals
Owners, Trainers and Punters - Check out what's new at www.pjdata.com.au

The Racing Queensland Board (trading as Racing Queensland) and provider are not responsible for the completeness or accuracy of any of the information contained herein, and makes no representations about its suitability for any purpose.

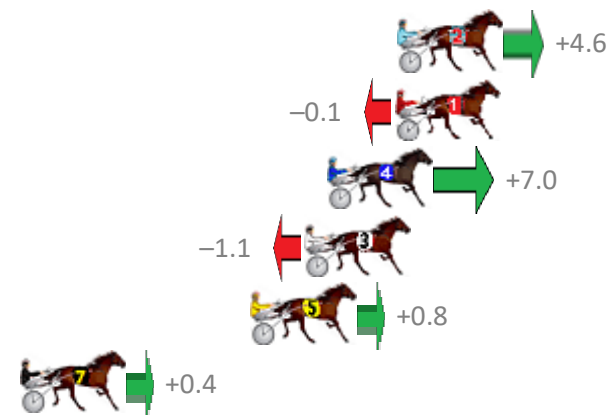
Albion Park Race 3 Distance 1660m

Tuesday, 15 January 2019

Gross Time: 1:57.20 MileRate: 1:53.70 LeadTime: 3.30s First Qtr: 27.80s Second Qtr: 28.40s Third Qtr: 28.60s Fourth Qtr: 29.10s

No Horse	Plc	Margin	Time	800Time (W)	400 Time (W)
2 PAY ME INTEREST	1	0.0m	1:57.20	57.37s (0)	28.78s (0)
1 KEY LARGO	2	0.1m	1:57.21	57.71s (0)	29.11s (0)
4 TOOK YOUR TIME	3	2.8m	1:57.40	57.20s (0)	28.68s (0)
3 BIG IN AMERICA	4	3.7m	1:57.47	57.78s (1)	29.15s (1)
5 THATS HOW WEROLL	5	5.8m	1:57.62	57.64s (1)	29.11s (2)
7 THE GUN ROCKSTAR	6	15.0m	1:58.29	57.67s (0)	29.06s (0)

Finish Position and metres gained from 800m



Sectionals
Powered by



PJ Harness Analyser
Master harness racing with the power of sectionals
Owners, Trainers and Punters - Check out what's new at www.pjdata.com.au

The Racing Queensland Board (trading as Racing Queensland) and provider are not responsible for the completeness or accuracy of any of the information contained herein, and makes no representations about its suitability for any purpose.

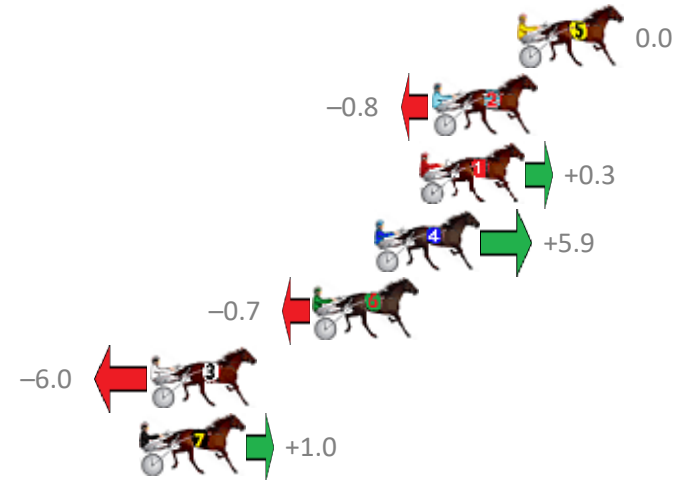
Albion Park Race 4 Distance 2138m

Tuesday, 15 January 2019

Gross Time: 2:32.60 MileRate: 1:54.90 LeadTime: 38.50s First Qtr: 29.30s Second Qtr: 29.80s Third Qtr: 28.00s Fourth Qtr: 27.00s

No Horse	Plc	Margin	Time	800Time (W)	400 Time (W)
5 MACH ALERT	1	0.0m	2:32.60	55.00s (0)	27.00s (0)
2 OHOKA PUNTER	2	3.4m	2:32.83	55.06s (1)	27.01s (1)
1 OUR HI JINX	3	3.9m	2:32.86	54.98s (0)	26.98s (0)
4 THE SPACE INVADER	4	5.7m	2:32.98	54.59s (1)	26.55s (1)
6 SMOOTH SHOWGIRL	5	8.1m	2:33.15	55.05s (1)	27.01s (1)
3 REMEMBER THEM	6	14.6m	2:33.59	55.41s (0)	27.35s (0)
7 GANGSTER BOY	7	15.0m	2:33.61	54.93s (1)	26.81s (0)

Finish Position and metres gained from 800m



Sectionals
Powered by



PJ Harness Analyser
Master harness racing with the power of sectionals
Owners, Trainers and Punters - Check out what's new at www.pjdata.com.au

The Racing Queensland Board (trading as Racing Queensland) and provider are not responsible for the completeness or accuracy of any of the information contained herein, and makes no representations about its suitability for any purpose.

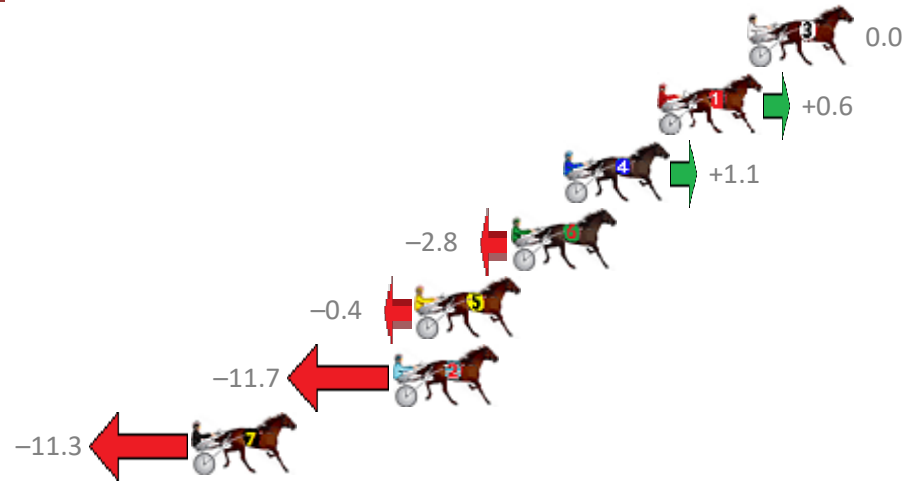
Albion Park Race 5 Distance 2138m

Tuesday, 15 January 2019

Gross Time: 2:33.60 MileRate: 1:55.60 LeadTime: 37.80s First Qtr: 29.30s Second Qtr: 30.20s Third Qtr: 28.60s Fourth Qtr: 27.70s

No Horse	Plc	Margin	Time	800Time (W)	400 Time (W)
3 LINCOLN ROAD	1	0.0m	2:33.60	56.30s (0)	27.70s (0)
1 NOVENA ROSE	2	3.6m	2:33.85	56.26s (0)	27.66s (0)
4 DRIVE THE DREAM	3	7.3m	2:34.11	56.22s (0)	27.61s (0)
6 GRINVIL	4	9.4m	2:34.25	56.50s (1)	27.84s (1)
5 SON OF MARA	5	13.2m	2:34.51	56.33s (0)	27.69s (0)
2 THE MUSE	6	14.1m	2:34.58	57.12s (1)	28.45s (1)
7 MY MASTERCRAFTSMA	7	22.1m	2:35.13	57.10s (1)	28.50s (2)

Finish Position and metres gained from 800m



Sectionals
Powered by



PJ Harness Analyser
Master harness racing with the power of sectionals
Owners, Trainers and Punters - Check out what's new at www.pjdata.com.au

The Racing Queensland Board (trading as Racing Queensland) and provider are not responsible for the completeness or accuracy of any of the information contained herein, and makes no representations about its suitability for any purpose.

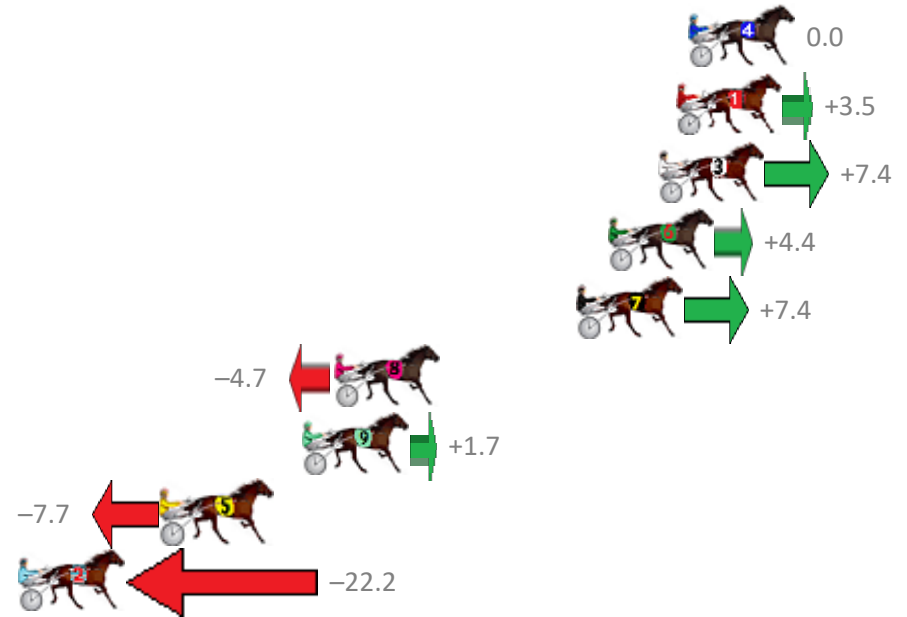
Albion Park Race 6 Distance 1660m

Tuesday, 15 January 2019

Gross Time: 2:00.80 MileRate: 1:57.10 LeadTime: 3.40s First Qtr: 27.70s Second Qtr: 30.70s Third Qtr: 28.90s Fourth Qtr: 30.10s

No Horse	Plc	Margin	Time	800Time (W)	400 Time (W)
4 TORQUE FEELS GOOD	1	0.0m	2:00.80	59.00s (0)	30.10s (0)
1 MY MAGIC MERLIN	2	0.5m	2:00.84	58.74s (1)	29.94s (1)
3 DONT BE JEALOUS	3	1.2m	2:00.89	58.45s (1)	29.66s (1)
6 FUTURE FUN	4	3.2m	2:01.04	58.68s (2)	29.95s (2)
7 MONTANA EXPRESS	5	4.4m	2:01.13	58.45s (2)	29.71s (2)
8 MAYWYN A JUG ORTW	6	14.1m	2:01.86	59.35s (0)	30.48s (0)
9 COULDNTNOKHIMBAK	7	15.3m	2:01.95	58.87s (0)	30.18s (0)
5 DATSGOOD	8	20.9m	2:02.37	59.57s (1)	30.48s (1)
2 MINION GIRL	9	26.6m	2:02.80	60.64s (0)	31.74s (0)

Finish Position and metres gained from 800m



Sectionals
Powered by



PJ Harness Analyser
Master harness racing with the power of sectionals
Owners, Trainers and Punters - Check out what's new at www.pjdata.com.au

The Racing Queensland Board (trading as Racing Queensland) and provider are not responsible for the completeness or accuracy of any of the information contained herein, and makes no representations about its suitability for any purpose.

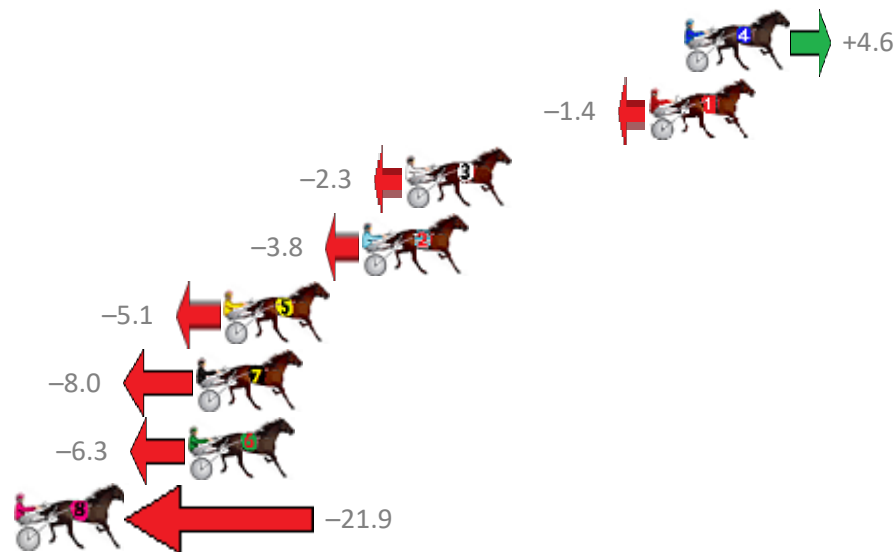
Albion Park Race 7 Distance 2138m

Tuesday, 15 January 2019

Gross Time: 2:35.20 MileRate: 1:56.80 LeadTime: 38.50s First Qtr: 29.80s Second Qtr: 30.90s Third Qtr: 28.00s Fourth Qtr: 28.00s

No Horse	Plc	Margin	Time	800Time (W)	400 Time (W)
4 SOMWHEREOVARAINB	1	0.0m	2:35.20	55.68s (1)	27.58s (1)
1 PINUP BOY	2	1.4m	2:35.30	56.10s (0)	28.10s (0)
3 JUST DEAL IT	3	11.1m	2:35.98	56.16s (1)	28.06s (2)
2 TOO GOOD FOR YOU	4	12.8m	2:36.10	56.27s (0)	28.25s (0)
5 ALWAYS AT NIGHT	5	18.3m	2:36.48	56.36s (1)	28.34s (1)
7 CC JONES	6	19.4m	2:36.56	56.56s (2)	28.43s (3)
6 NIKALONG HENRY	7	19.7m	2:36.58	56.44s (0)	28.36s (0)
8 JUSTALITTLE TORQUE	8	26.5m	2:37.05	57.53s (0)	29.50s (0)

Finish Position and metres gained from 800m



Sectionals
Powered by



PJ Harness Analyser
Master harness racing with the power of sectionals
Owners, Trainers and Punters - Check out what's new at www.pjdata.com.au

The Racing Queensland Board (trading as Racing Queensland) and provider are not responsible for the completeness or accuracy of any of the information contained herein, and makes no representations about its suitability for any purpose.

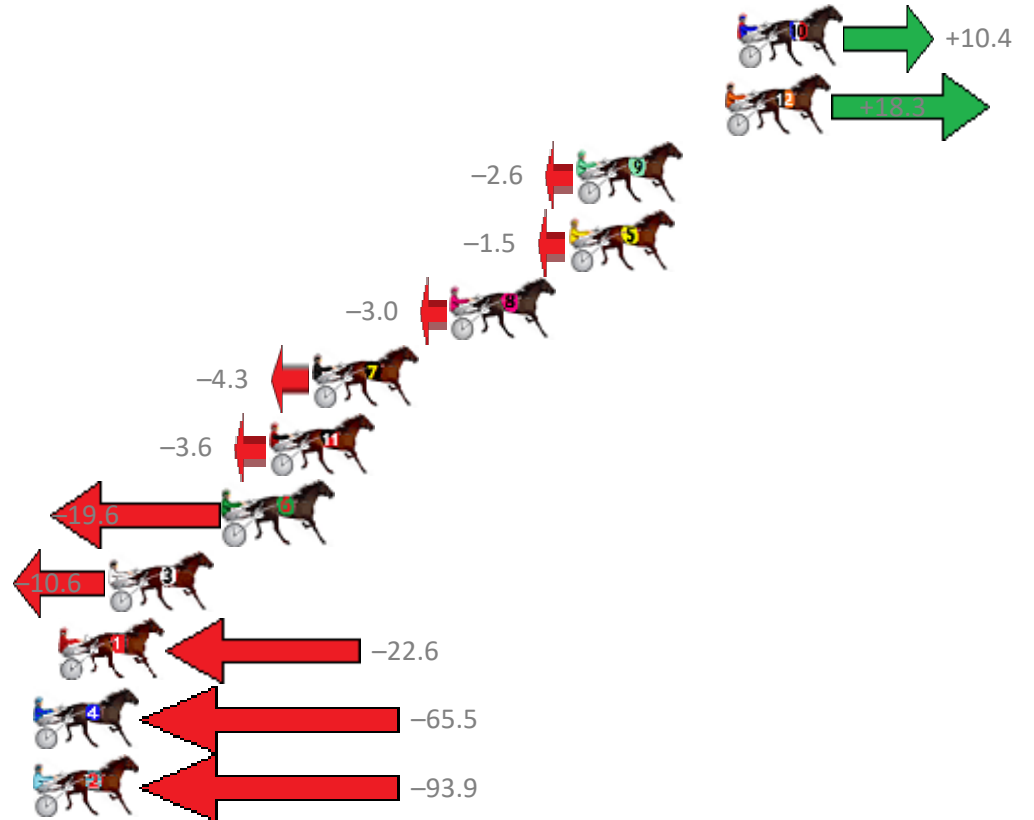
Albion Park Race 8 Distance 2138m

Tuesday, 15 January 2019

Gross Time: 2:36.40 MileRate: 1:57.70 LeadTime: 37.40s First Qtr: 29.10s Second Qtr: 31.40s Third Qtr: 29.00s Fourth Qtr: 29.50s

No Horse	Plc	Margin	Time	800Time (W)	400 Time (W)
10 EARL JUJON	1	0.0m	2:36.40	57.74s (2)	29.41s (2)
12 HARD TO HEAR	2	0.5m	2:36.44	57.16s (1)	28.76s (2)
9 ONLY IN ROME	3	6.4m	2:36.87	58.69s (2)	29.97s (1)
5 MAJORDOIT	4	6.7m	2:36.89	58.61s (1)	29.67s (1)
8 ARBIT MAJOR	5	11.4m	2:37.24	58.72s (0)	29.78s (0)
7 RED ROCKER	6	16.9m	2:37.65	58.81s (0)	29.46s (1)
11 RIVERLEIGH WILLIAM	7	18.6m	2:37.77	58.76s (2)	30.40s (2)
6 JACKS AT THE BEACH	8	20.4m	2:37.90	59.93s (1)	30.86s (0)
3 RARING TO GO	9	25.0m	2:38.24	59.28s (1)	29.93s (2)
1 CAESARS ASTRUM	10	27.0m	2:38.39	60.15s (0)	29.75s (1)
4 MISSINMEMATE	11	75.5m	2:41.97	63.29s (1)	33.89s (0)
2 HAVANA MOON	12	93.9m	2:43.33	65.37s (0)	34.23s (0)

Finish Position and metres gained from 800m



Sectionals
Powered by



PJ Harness Analyser
Master harness racing with the power of sectionals
Owners, Trainers and Punters - Check out what's new at www.pjdata.com.au

The Racing Queensland Board (trading as Racing Queensland) and provider are not responsible for the completeness or accuracy of any of the information contained herein, and makes no representations about its suitability for any purpose.

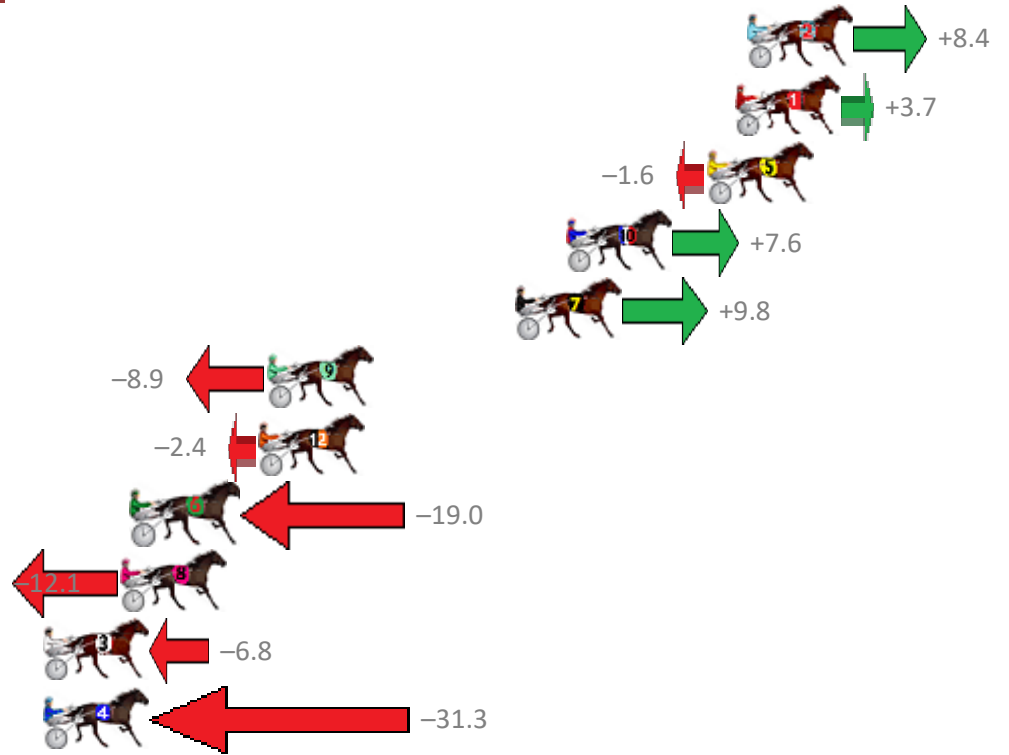
Albion Park Race 9 Distance 1660m

Tuesday, 15 January 2019

Gross Time: 1:57.10 MileRate: 1:53.50 LeadTime: 3.40s First Qtr: 26.10s Second Qtr: 29.90s Third Qtr: 29.10s Fourth Qtr: 28.60s

No Horse	Plc	Margin	Time	800Time (W)	400 Time (W)
2 KETUT	1	0.0m	1:57.10	57.09s (0)	27.99s (0)
1 LEXUS ON THE BEACH	2	0.5m	1:57.14	57.43s (0)	28.34s (0)
5 ILLAWONG DREAMTIM	3	1.6m	1:57.21	57.82s (0)	28.71s (0)
10 LANCELOT BROMAC	4	7.2m	1:57.61	57.15s (1)	28.96s (1)
7 BETTOR BE LUCKY	5	9.2m	1:57.76	56.99s (2)	28.96s (2)
9 IMA GRUMPY POSSUM	6	19.1m	1:58.47	58.34s (1)	28.82s (2)
12 JESTER OH JESTER	7	19.4m	1:58.49	57.87s (0)	28.51s (1)
6 LONG TERM FELLA	8	24.4m	1:58.84	59.07s (1)	29.32s (1)
8 COMIGAL	9	24.9m	1:58.88	58.57s (0)	29.31s (0)
3 BEAU CISHLOM	10	28.6m	1:59.14	58.19s (1)	29.89s (2)
4 KARLOO MAC	11	31.9m	1:59.38	59.96s (1)	30.18s (1)

Finish Position and metres gained from 800m



Sectionals
Powered by



PJ Harness Analyser
Master harness racing with the power of sectionals
Owners, Trainers and Punters - Check out what's new at www.pjdata.com.au

The Racing Queensland Board (trading as Racing Queensland) and provider are not responsible for the completeness or accuracy of any of the information contained herein, and makes no representations about its suitability for any purpose.