

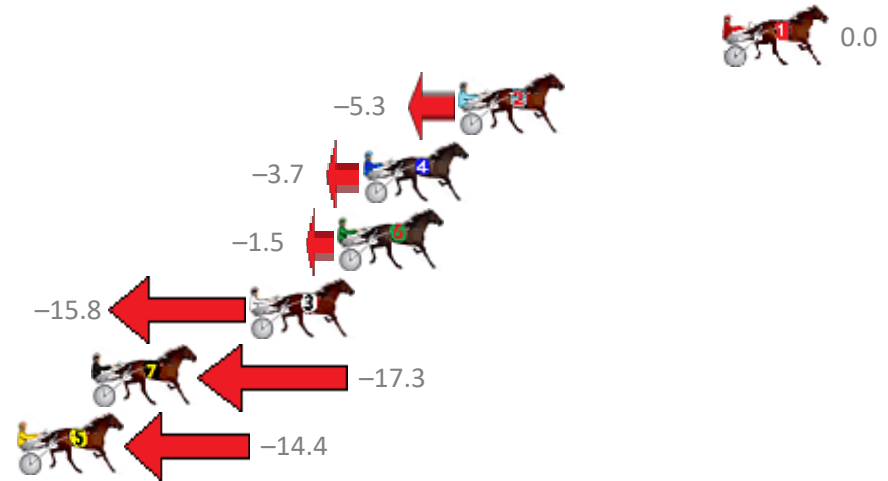
Redcliffe Race 1 Distance 2280m

Tuesday, 20 November 2018

Gross Time: 2:57.60 MileRate: 2:05.40 LeadTime: 56.40s First Qtr: 30.20s Second Qtr: 31.20s Third Qtr: 30.60s Fourth Qtr: 29.20s

No Horse	Plc	Margin	Time	800Time (W)	400 Time (W)
1 REDRIVERDEBBA	1	0.0m	2:57.60	59.80s (0)	29.20s (0)
2 LANSBURY	2	10.5m	2:58.37	60.20s (0)	29.57s (0)
4 MISTER OZ	3	14.3m	2:58.64	60.08s (0)	29.50s (0)
6 MATATOKI	4	15.3m	2:58.72	59.91s (1)	29.28s (2)
3 NORTHERN MUSCLE	5	18.8m	2:58.97	60.98s (1)	30.15s (1)
7 JETER	6	25.1m	2:59.43	61.09s (1)	30.32s (2)
5 HELLBOUND	7	82.4m	3:03.62	60.88s (0)	32.00s (0)

Finish Position and metres gained from 800m



Sectionals
Powered by



PJ Harness Analyser
Master harness racing with the power of sectionals
Owners, Trainers and Punters - Check out what's new at www.pjdata.com.au

The Racing Queensland Board (trading as Racing Queensland) and provider are not responsible for the completeness or accuracy of any of the information contained herein, and makes no representations about its suitability for any purpose.

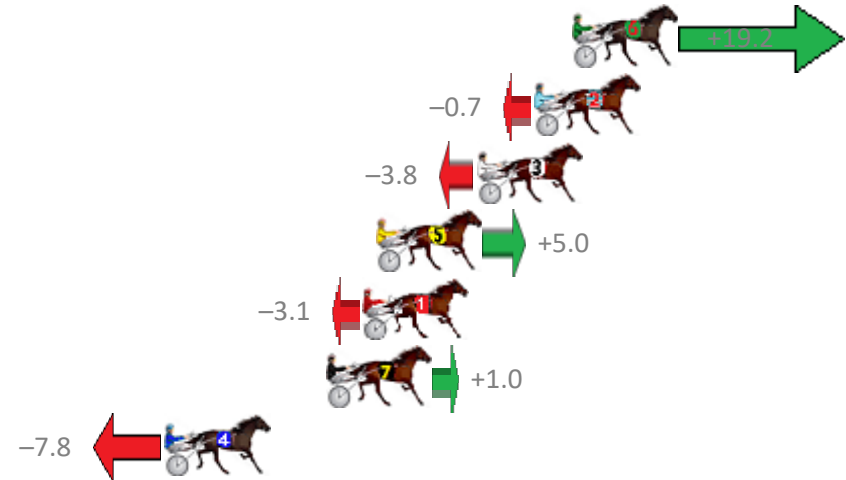
Redcliffe Race 2 Distance 1780m

Tuesday, 20 November 2018

Gross Time: 2:10.30 MileRate: 1:57.80 LeadTime: 11.30s First Qtr: 29.90s Second Qtr: 30.10s Third Qtr: 28.60s Fourth Qtr: 30.40s

No Horse	Plc	Margin	Time	800Time (W)	400 Time (W)
6 NEWMERELLA SHARKIE	1	0.0m	2:10.30	57.58s (1)	29.23s (1)
2 RUTHLESS ARMBRO	2	1.5m	2:10.41	59.05s (1)	30.39s (1)
3 MO JARNEY	3	3.8m	2:10.59	59.28s (0)	30.69s (0)
5 SMILING ARMADA	4	7.8m	2:10.89	58.63s (1)	30.16s (2)
1 REGAL NIGHTSHADE	5	8.3m	2:10.93	59.23s (0)	30.65s (0)
7 SLIPASLYGRIN	6	9.8m	2:11.04	58.93s (0)	30.35s (0)
4 LOORRIM LAD	7	16.2m	2:11.53	59.58s (1)	30.96s (1)

Finish Position and metres gained from 800m



Sectionals
Powered by



PJ Harness Analyser
Master harness racing with the power of sectionals
Owners, Trainers and Punters - Check out what's new at www.pjdata.com.au

The Racing Queensland Board (trading as Racing Queensland) and provider are not responsible for the completeness or accuracy of any of the information contained herein, and makes no representations about its suitability for any purpose.

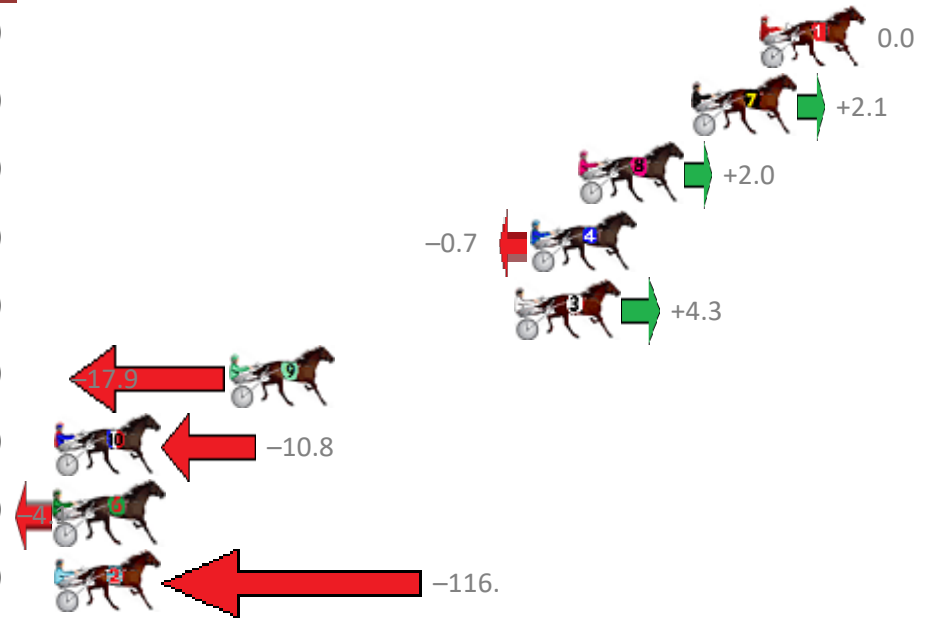
Redcliffe Race 3 Distance 2040m

Tuesday, 20 November 2018

Gross Time: 2:32.80 MileRate: 2:00.60 LeadTime: 31.40s First Qtr: 30.00s Second Qtr: 30.00s Third Qtr: 30.10s Fourth Qtr: 31.30s

No Horse	Plc	Margin	Time	800Time (W)	400 Time (W)
1 MAJOR SEASCAPE	1	0.0m	2:32.80	61.40s (0)	31.30s (0)
7 MY MAGIC MERLIN	2	2.7m	2:33.01	61.24s (0)	31.15s (0)
8 TODAYS HERO	3	7.2m	2:33.36	61.25s (0)	31.14s (0)
4 GUNRNEEDABIGRBOAT	4	9.1m	2:33.51	61.45s (1)	31.59s (1)
3 MOONLIGHT JACK	5	9.7m	2:33.56	61.07s (1)	31.25s (1)
9 MONTANA CHIEF	6	21.1m	2:34.45	62.77s (1)	32.90s (1)
10 LIVING FREE	7	30.2m	2:35.16	62.23s (1)	32.47s (0)
6 HIGH ON MONTANA	8	41.1m	2:36.02	61.71s (0)	31.70s (0)
2 ASHLEE NITRO	9	131.3m	2:43.07	70.33s (0)	39.71s (0)

Finish Position and metres gained from 800m



Sectionals
Powered by



PJ Harness Analyser
Master harness racing with the power of sectionals
Owners, Trainers and Punters - Check out what's new at www.pjdata.com.au

The Racing Queensland Board (trading as Racing Queensland) and provider are not responsible for the completeness or accuracy of any of the information contained herein, and makes no representations about its suitability for any purpose.

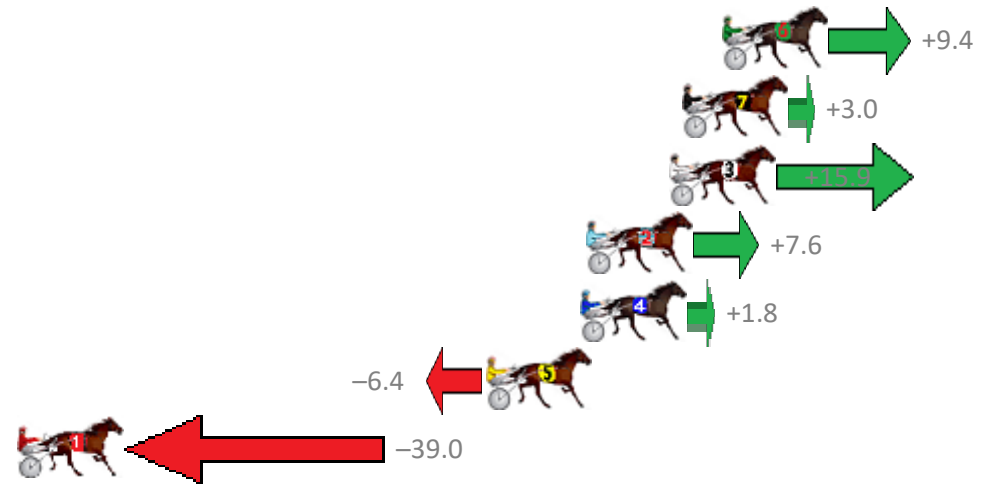
Redcliffe Race 4 Distance 1780m

Tuesday, 20 November 2018

Gross Time: 2:10.40 MileRate: 1:57.90 LeadTime: 11.10s First Qtr: 28.50s Second Qtr: 29.90s Third Qtr: 29.90s Fourth Qtr: 31.00s

No Horse	Plc	Margin	Time	800Time (W)	400 Time (W)
6 FIOKI	1	0.0m	2:10.40	60.18s (0)	30.33s (0)
7 ROCKING	2	1.6m	2:10.52	60.67s (0)	30.78s (0)
3 BETTOR BE LUCKY	3	2.1m	2:10.56	59.69s (1)	30.78s (2)
2 MACHIN OUT	4	5.4m	2:10.82	60.32s (1)	30.64s (2)
4 DIVAS DELIGHT	5	5.6m	2:10.83	60.76s (1)	30.98s (1)
5 HOT DOGMA	6	9.4m	2:11.13	61.39s (1)	31.62s (1)
1 JESTER OH JESTER	7	39.0m	2:13.42	63.87s (0)	34.02s (0)

Finish Position and metres gained from 800m



Sectionals
Powered by



PJ Harness Analyser
Master harness racing with the power of sectionals
Owners, Trainers and Punters - Check out what's new at www.pjdata.com.au

The Racing Queensland Board (trading as Racing Queensland) and provider are not responsible for the completeness or accuracy of any of the information contained herein, and makes no representations about its suitability for any purpose.

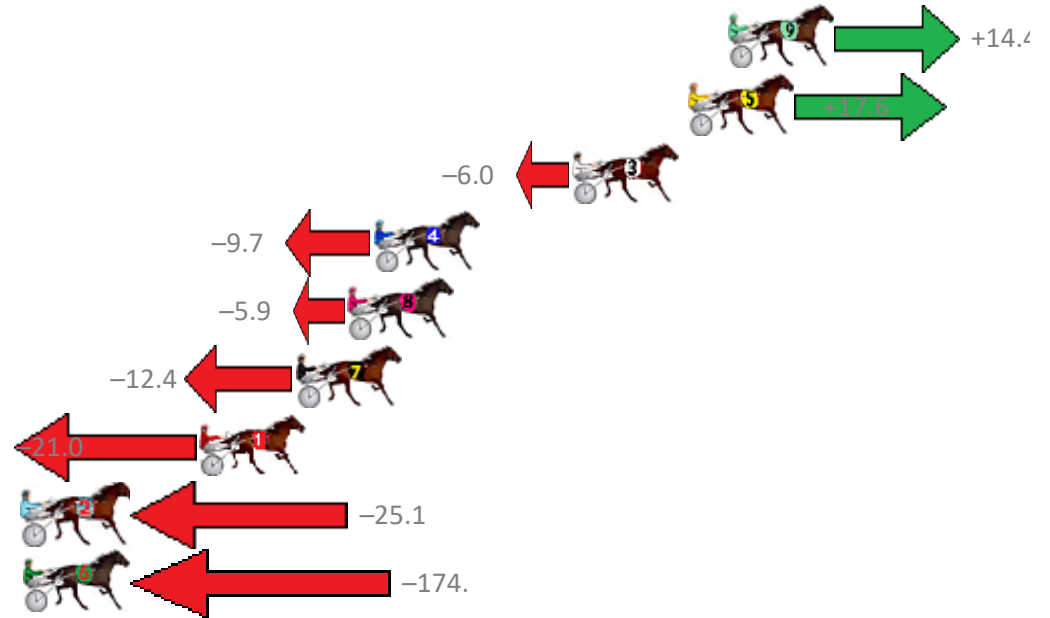
Redcliffe Race 5 Distance 2040m

Tuesday, 20 November 2018

Gross Time: 2:31.60 MileRate: 1:59.60 LeadTime: 29.30s First Qtr: 30.90s Second Qtr: 30.80s Third Qtr: 29.30s Fourth Qtr: 31.30s

No Horse	Plc	Margin	Time	800Time (W)	400 Time (W)
9 PATERNITY SUIT	1	0.0m	2:31.60	59.51s (1)	30.52s (2)
5 TOOK YOUR TIME	2	1.6m	2:31.73	59.27s (1)	30.31s (2)
3 KEY LARGO	3	6.2m	2:32.09	61.05s (1)	31.79s (1)
4 CHIRPY CHUCKLES	4	14.1m	2:32.70	61.33s (0)	32.03s (0)
8 LANCELOT BROMAC	5	15.1m	2:32.78	61.05s (2)	32.06s (2)
7 PRECIOUS CULLEN	6	17.2m	2:32.95	61.54s (1)	32.25s (1)
1 BLUE MOON RISING	7	21.0m	2:33.24	62.19s (0)	32.90s (0)
2 LYNNSANITY	8	33.7m	2:34.24	62.50s (0)	33.01s (0)
6 NOVENA ROSE	9	197.9m	2:47.09	73.82s (1)	45.88s (1)

Finish Position and metres gained from 800m



Sectionals
Powered by



PJ Harness Analyser
Master harness racing with the power of sectionals
Owners, Trainers and Punters - Check out what's new at www.pjdata.com.au

The Racing Queensland Board (trading as Racing Queensland) and provider are not responsible for the completeness or accuracy of any of the information contained herein, and makes no representations about its suitability for any purpose.


Redcliffe Race 6 Distance 1780m

Tuesday, 20 November 2018

Gross Time: 2:09.60 MileRate: 1:57.20 LeadTime: 11.60s First Qtr: 28.90s Second Qtr: 30.90s Third Qtr: 28.60s Fourth Qtr: 29.60s

No Horse	Plc	Margin	Time	800Time (W)	400 Time (W)
4 TRILIGHT BRIGADE	1	0.0m	2:09.60	58.20s (0)	29.60s (0)
5 GOT THE GOODS	2	11.0m	2:10.41	58.01s (2)	29.90s (1)
9 THE BOYS GNP	3	11.2m	2:10.43	57.65s (2)	29.60s (2)
10 NEWPORT DREAMZ	4	18.6m	2:10.98	59.04s (2)	30.89s (1)
8 SACHE GIRL	5	19.2m	2:11.02	59.07s (1)	30.10s (1)
2 VILLAGE CRUISER	6	34.6m	2:12.16	60.35s (0)	31.26s (0)
3 ITSMEGS	7	40.5m	2:12.60	60.13s (1)	30.64s (1)
7 STRANGE CONDUCT	8	41.2m	2:12.65	59.93s (0)	30.44s (0)
1 UNDERTHEKILT	9	44.5m	2:12.89	60.65s (0)	31.16s (0)

Finish Position and metres gained from 800m



Sectionals
Powered by



PJ Harness Analyser
Master harness racing with the power of sectionals
Owners, Trainers and Punters - Check out what's new at www.pjdata.com.au

The Racing Queensland Board (trading as Racing Queensland) and provider are not responsible for the completeness or accuracy of any of the information contained herein, and makes no representations about its suitability for any purpose.