

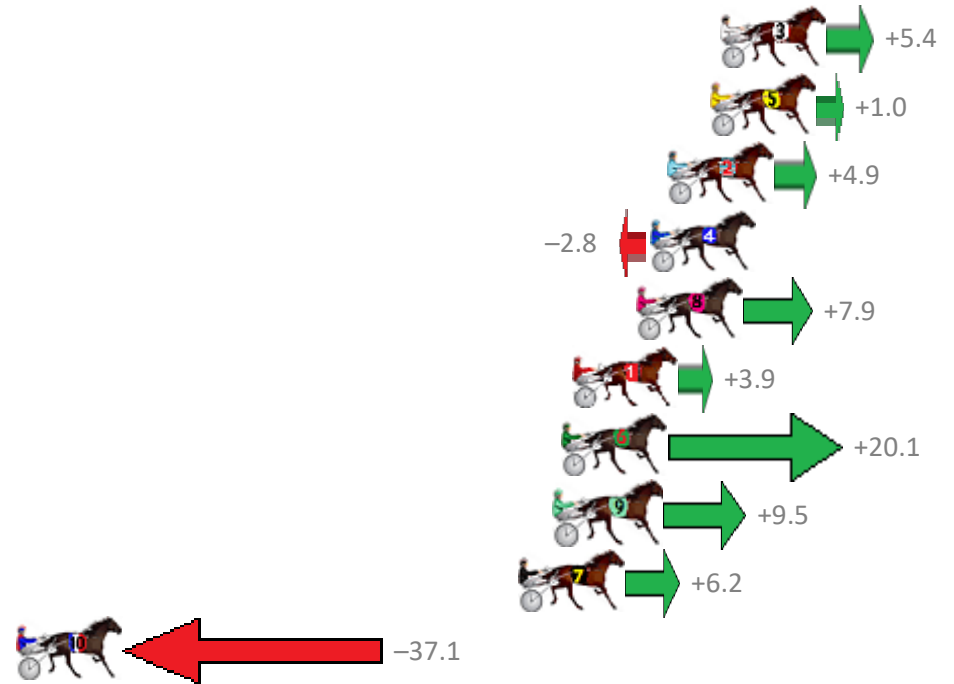
Redcliffe Race 1 Distance 2040m

Saturday, 17 November 2018

Gross Time: 2:32.00 MileRate: 1:59.90 LeadTime: 31.30s First Qtr: 31.30s Second Qtr: 32.00s Third Qtr: 28.40s Fourth Qtr: 29.00s

No Horse	Plc	Margin	Time	800Time (W)	400 Time (W)
3 SIR JULIAN	1	0.0m	2:32.00	57.01s (0)	28.64s (0)
5 OUR MAJOR DAY	2	0.4m	2:32.03	57.33s (1)	28.99s (1)
2 PRINCE OF ZANZIBAR	3	2.1m	2:32.15	57.05s (1)	28.78s (1)
4 PADRISIMO	4	2.8m	2:32.20	57.60s (0)	29.20s (0)
8 IMA TOP TYCOON	5	3.3m	2:32.24	56.83s (1)	28.57s (2)
1 RIVERLEIGH WILLIAM	6	5.9m	2:32.43	57.12s (0)	28.72s (0)
6 EVERYTHING	7	6.3m	2:32.46	55.96s (1)	27.96s (2)
9 TIWANAKU	8	6.5m	2:32.47	56.72s (1)	28.41s (1)
7 ZALTA	9	8.0m	2:32.58	56.96s (0)	28.52s (0)
10 MUCHO MACHO MAN	10	57.9m	2:36.20	60.06s (1)	32.11s (2)

Finish Position and metres gained from 800m



Sectionals
Powered by



PJ Harness Analyser
Master harness racing with the power of sectionals
Owners, Trainers and Punters - Check out what's new at www.pjdata.com.au

The Racing Queensland Board (trading as Racing Queensland) and provider are not responsible for the completeness or accuracy of any of the information contained herein, and makes no representations about its suitability for any purpose.


Redcliffe Race 2 Distance 1780m

Saturday, 17 November 2018

Gross Time: 2:10.10 MileRate: 1:57.60 LeadTime: 11.50s First Qtr: 30.10s Second Qtr: 30.60s Third Qtr: 28.10s Fourth Qtr: 29.80s

No Horse	Plc	Margin	Time	800Time (W)	400 Time (W)
3 MY ULTIMATE FELLA	1	0.0m	2:10.10	57.90s (1)	29.80s (1)
1 TED WEST	2	3.8m	2:10.38	58.13s (0)	29.79s (0)
7 HEZ RAZOR SHARP	3	7.4m	2:10.65	58.06s (0)	29.70s (0)
9 PARISIAN ROCKSTAR	4	10.0m	2:10.85	57.89s (0)	29.49s (0)
4 NIKALONG HENRY	5	13.1m	2:11.08	57.11s (1)	28.76s (0)
8 MISTER JOGALONG	6	13.5m	2:11.11	57.83s (1)	29.38s (1)
6 THE GOLDEN CROSS	7	15.4m	2:11.25	57.96s (0)	29.47s (0)
2 ONE WISE MAN	8	17.5m	2:11.40	58.82s (1)	30.57s (1)
5 RUATO BAY	9	18.8m	2:11.50	58.58s (1)	30.13s (1)
10 MO JARNEY	10	20.7m	2:11.64	58.01s (1)	29.49s (1)

Finish Position and metres gained from 800m



Sectionals
Powered by



PJ Harness Analyser
Master harness racing with the power of sectionals
Owners, Trainers and Punters - Check out what's new at www.pjdata.com.au

The Racing Queensland Board (trading as Racing Queensland) and provider are not responsible for the completeness or accuracy of any of the information contained herein, and makes no representations about its suitability for any purpose.

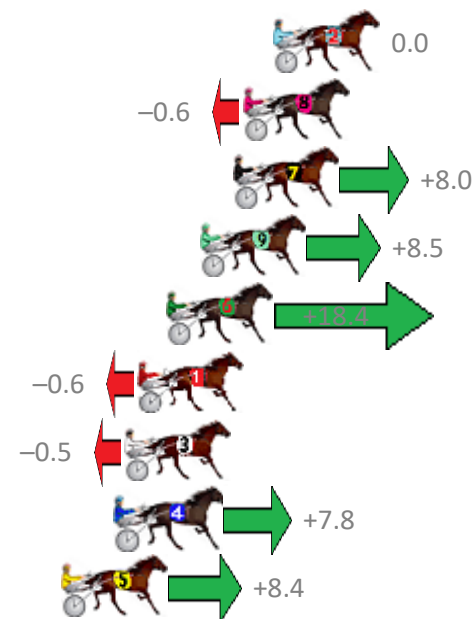
Redcliffe Race 3 Distance 1780m

Saturday, 17 November 2018

Gross Time: 2:11.20 MileRate: 1:58.60 LeadTime: 11.60s First Qtr: 31.00s Second Qtr: 30.80s Third Qtr: 27.80s Fourth Qtr: 30.00s

No Horse	Plc	Margin	Time	800Time (W)	400 Time (W)
2 ANNA BAY AL	1	0.0m	2:11.20	57.80s (0)	30.00s (0)
8 SWEET AS	2	1.2m	2:11.29	57.84s (1)	29.86s (1)
7 KETUT	3	1.6m	2:11.32	57.22s (0)	29.20s (0)
9 FIOKI	4	2.9m	2:11.42	57.19s (1)	29.24s (1)
6 MANDY KRIDEN	5	4.2m	2:11.51	56.47s (1)	28.56s (1)
1 FOURS ENUF TAS	6	5.4m	2:11.60	57.84s (0)	29.88s (0)
3 ILLAWONG DREAMTIM	7	5.9m	2:11.64	57.84s (1)	29.83s (1)
4 LANCELOT BROMAC	8	6.2m	2:11.66	57.24s (0)	29.17s (0)
5 ALWAYS MY MATE	9	8.4m	2:11.83	57.19s (1)	29.30s (1)

Finish Position and metres gained from 800m



Sectionals
Powered by



PJ Harness Analyser
Master harness racing with the power of sectionals
Owners, Trainers and Punters - Check out what's new at www.pjdata.com.au

The Racing Queensland Board (trading as Racing Queensland) and provider are not responsible for the completeness or accuracy of any of the information contained herein, and makes no representations about its suitability for any purpose.

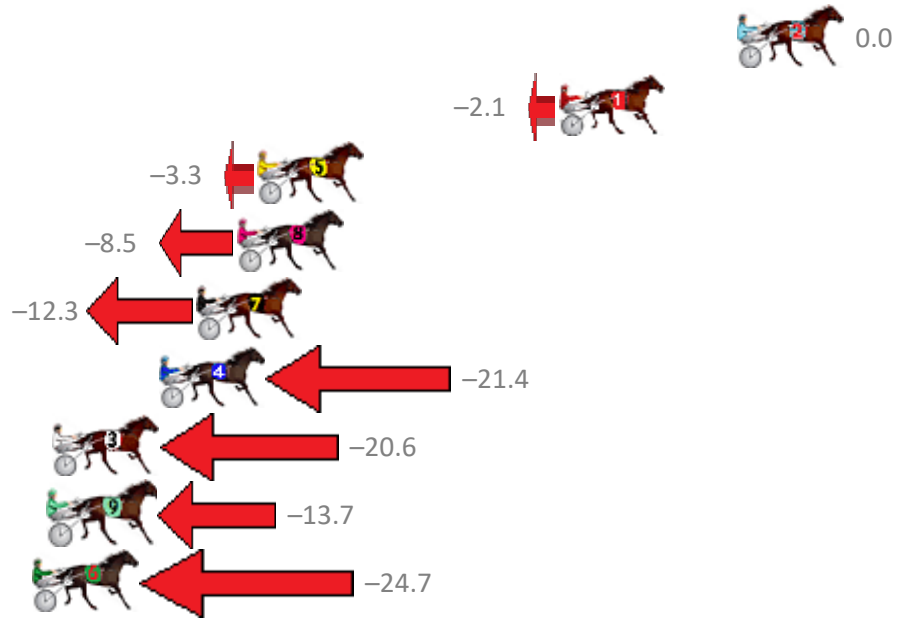
Redcliffe Race 4 Distance 1780m

Saturday, 17 November 2018

Gross Time: 2:09.60 MileRate: 1:57.10 LeadTime: 11.50s First Qtr: 28.80s Second Qtr: 30.60s Third Qtr: 29.40s Fourth Qtr: 29.30s

No Horse	Plc	Margin	Time	800Time (W)	400 Time (W)
2 NONE BETTOR	1	0.0m	2:09.60	58.70s (0)	29.30s (0)
1 CANKICKATARGET	2	7.1m	2:10.12	58.85s (0)	29.37s (0)
5 VADER	3	19.1m	2:11.00	58.94s (1)	29.78s (2)
8 GRINVIL	4	19.9m	2:11.06	59.32s (1)	29.67s (1)
7 BELLS BEACH HOUSE	5	21.5m	2:11.17	59.60s (0)	29.98s (0)
4 LEXUS ON THE BEACH	6	23.0m	2:11.28	60.27s (1)	30.59s (1)
3 DARBY BRIGHTS	7	27.2m	2:11.59	60.21s (1)	30.56s (1)
9 ANOTHER BROADWAY	8	27.3m	2:11.60	59.71s (0)	30.05s (0)
6 LONG TERM FELLA	9	29.3m	2:11.75	60.51s (2)	30.89s (2)

Finish Position and metres gained from 800m



Sectionals
Powered by



PJ Harness Analyser
Master harness racing with the power of sectionals
Owners, Trainers and Punters - Check out what's new at www.pjdata.com.au

The Racing Queensland Board (trading as Racing Queensland) and provider are not responsible for the completeness or accuracy of any of the information contained herein, and makes no representations about its suitability for any purpose.

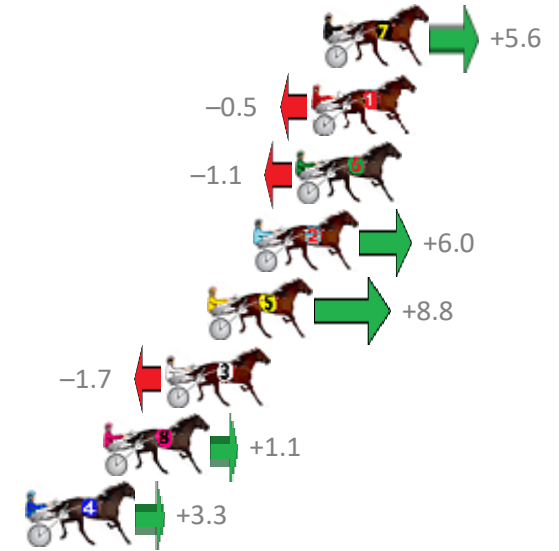
Redcliffe Race 5 Distance 1780m

Saturday, 17 November 2018

Gross Time: 2:11.50 MileRate: 1:58.90 LeadTime: 11.50s First Qtr: 31.50s Second Qtr: 31.20s Third Qtr: 29.20s Fourth Qtr: 28.10s

No Horse	Plc	Margin	Time	800Time (W)	400 Time (W)
7 FRANKIE ROCKS	1	0.0m	2:11.50	56.90s (0)	27.65s (0)
1 MAKO BANNER	2	0.5m	2:11.54	57.34s (0)	28.06s (0)
6 OHOKA PUNTER	3	1.1m	2:11.58	57.38s (1)	28.18s (1)
2 BODHI TREE	4	2.8m	2:11.70	56.87s (1)	28.00s (2)
5 AMAJORJO	5	4.6m	2:11.82	56.67s (1)	27.73s (2)
3 MAJESTIC MAJOR	6	6.3m	2:11.94	57.42s (1)	28.19s (1)
8 WITHALOTOFLUCK	7	8.7m	2:12.11	57.22s (0)	27.90s (0)
4 WATTLEBANK FLYER	8	11.7m	2:12.32	57.06s (0)	27.95s (1)

Finish Position and metres gained from 800m



Sectionals
Powered by



PJ Harness Analyser
Master harness racing with the power of sectionals
Owners, Trainers and Punters - Check out what's new at www.pjdata.com.au

The Racing Queensland Board (trading as Racing Queensland) and provider are not responsible for the completeness or accuracy of any of the information contained herein, and makes no representations about its suitability for any purpose.

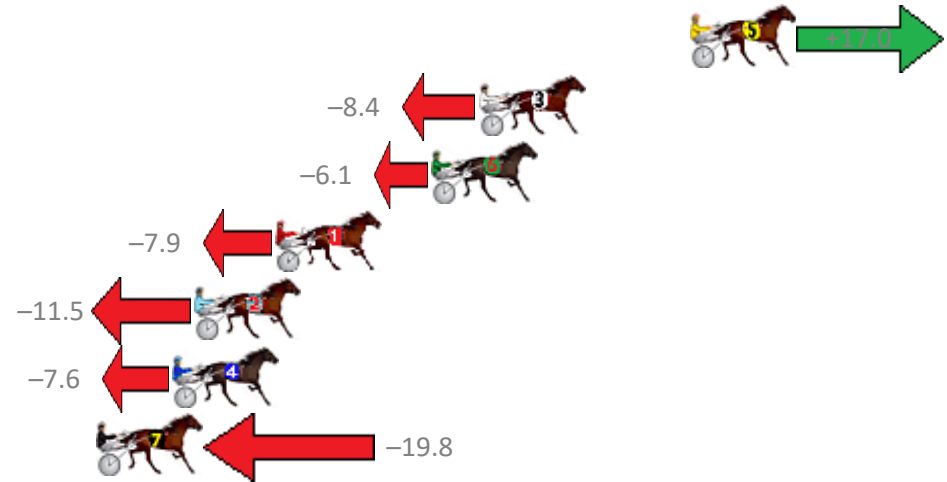
Redcliffe Race 6 Distance 1780m

Saturday, 17 November 2018

Gross Time: 2:10.50 MileRate: 1:57.90 LeadTime: 11.30s First Qtr: 30.20s Second Qtr: 30.70s Third Qtr: 29.80s Fourth Qtr: 28.50s

No Horse	Plc	Margin	Time	800Time (W)	400 Time (W)
5 FRANCO TOTEM	1	0.0m	2:10.50	57.06s (2)	28.46s (2)
3 TOP TRIO	2	8.4m	2:11.10	58.91s (0)	29.10s (0)
6 MAFUTA VAUTIN	3	10.3m	2:11.23	58.74s (0)	28.92s (0)
1 THE IDES OF MARCH	4	16.5m	2:11.68	58.88s (0)	29.05s (0)
2 HOT DOGMA	5	19.7m	2:11.90	59.14s (1)	29.39s (2)
4 MAGOOGAN	6	20.6m	2:11.97	58.85s (1)	29.01s (2)
7 LIKEALLOFUS	7	23.6m	2:12.18	59.74s (1)	29.95s (1)

Finish Position and metres gained from 800m



Sectionals
Powered by



PJ Harness Analyser
Master harness racing with the power of sectionals
Owners, Trainers and Punters - Check out what's new at www.pjdata.com.au

The Racing Queensland Board (trading as Racing Queensland) and provider are not responsible for the completeness or accuracy of any of the information contained herein, and makes no representations about its suitability for any purpose.

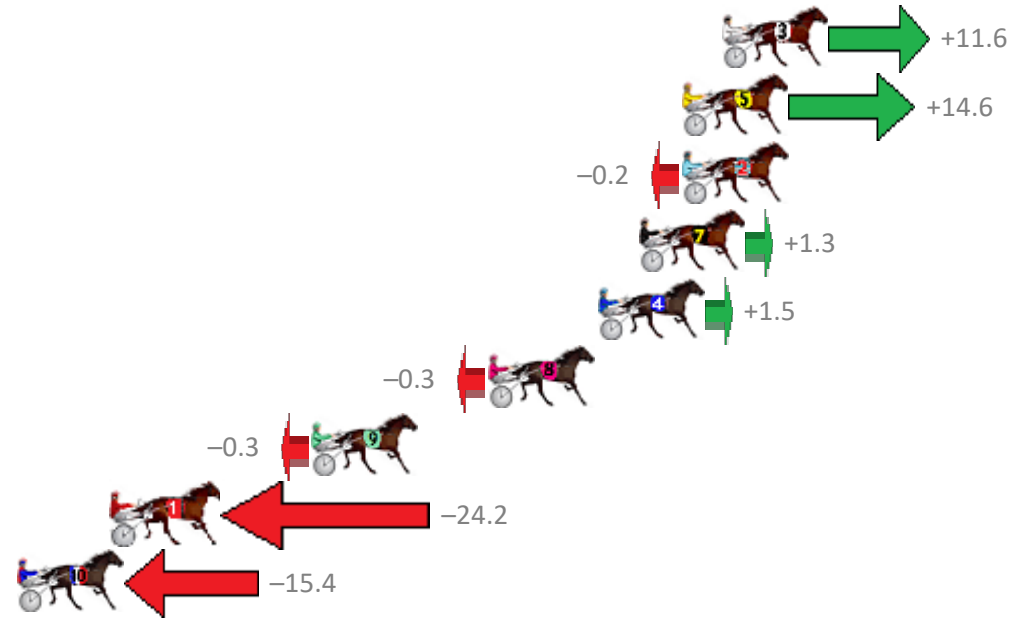
Redcliffe Race 7 Distance 1780m

Saturday, 17 November 2018

Gross Time: 2:13.10 MileRate: 2:00.30 LeadTime: 11.20s First Qtr: 31.10s Second Qtr: 31.50s Third Qtr: 29.80s Fourth Qtr: 29.50s

No Horse	Plc	Margin	Time	800Time (W)	400 Time (W)
3 JUST SEDUCE ME	1	0.0m	2:13.10	58.44s (1)	28.95s (2)
5 SHARDS HALO	2	1.6m	2:13.22	58.22s (1)	28.69s (1)
2 MIGHT AND MAIN	3	1.6m	2:13.22	59.31s (1)	29.62s (1)
7 BIG IN AMERICA	4	3.3m	2:13.34	59.20s (0)	29.33s (0)
4 SPLASH OF GOLD	5	4.9m	2:13.46	59.19s (1)	29.51s (1)
8 LETHAL STAR	6	9.3m	2:13.79	59.32s (0)	29.46s (0)
9 ARGYLE BEACH	7	16.3m	2:14.30	59.32s (0)	29.65s (0)
1 BELLIGERENCE	8	24.2m	2:14.88	61.09s (0)	31.20s (0)
10 STEVIE DEE	9	46.4m	2:16.52	60.44s (0)	31.06s (0)

Finish Position and metres gained from 800m



Sectionals
Powered by



PJ Harness Analyser
Master harness racing with the power of sectionals
Owners, Trainers and Punters - Check out what's new at www.pjdata.com.au

The Racing Queensland Board (trading as Racing Queensland) and provider are not responsible for the completeness or accuracy of any of the information contained herein, and makes no representations about its suitability for any purpose.

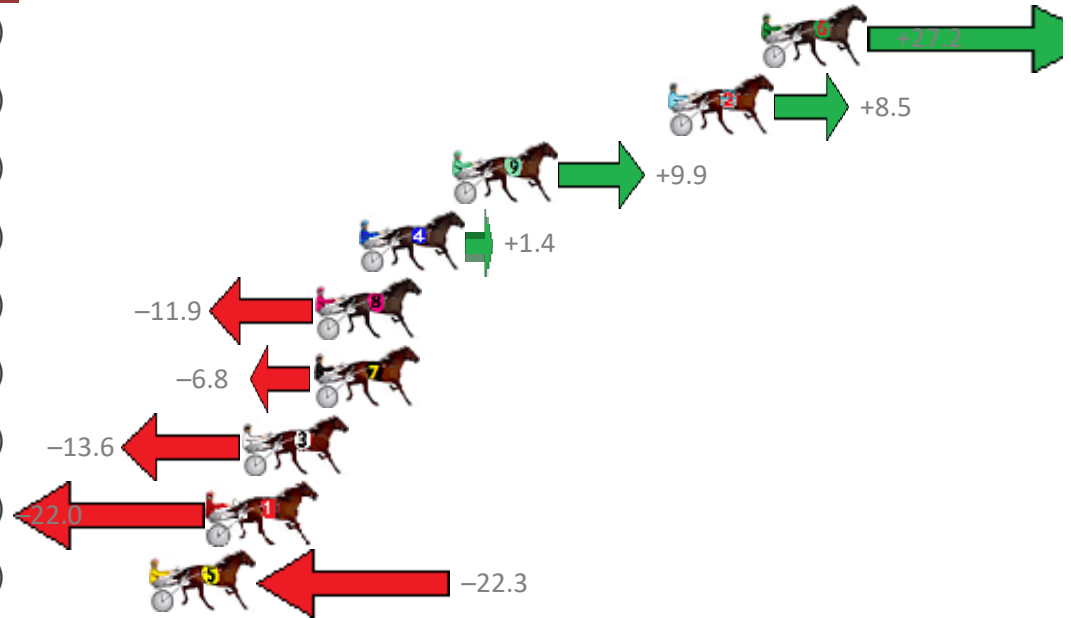
Redcliffe Race 8 Distance 2040m

Saturday, 17 November 2018

Gross Time: 2:29.20 MileRate: 1:57.70 LeadTime: 30.00s First Qtr: 30.30s Second Qtr: 30.10s Third Qtr: 29.50s Fourth Qtr: 29.30s

No Horse	Plc	Margin	Time	800Time (W)	400 Time (W)
6 LILAC FLASH	1	0.0m	2:29.20	56.80s (1)	28.39s (3)
2 THE SPACE INVADER	2	3.7m	2:29.47	58.18s (1)	28.84s (2)
9 ROCK WITH SAM	3	12.3m	2:30.10	58.07s (1)	28.85s (2)
4 FLAMING HERO	4	16.0m	2:30.37	58.70s (1)	29.40s (1)
8 JERRYS JET	5	17.7m	2:30.50	59.67s (0)	30.23s (0)
7 CASINO TOMMY	6	17.8m	2:30.50	59.30s (0)	29.89s (0)
3 DEVIL DODGER	7	20.6m	2:30.71	59.80s (1)	30.34s (1)
1 POLISHED ROCKS	8	22.0m	2:30.81	60.42s (0)	30.91s (0)
5 SAMS A CHAMP	9	24.3m	2:30.98	60.44s (1)	30.96s (1)

Finish Position and metres gained from 800m



Sectionals
Powered by



PJ Harness Analyser
Master harness racing with the power of sectionals
Owners, Trainers and Punters - Check out what's new at www.pjdata.com.au

The Racing Queensland Board (trading as Racing Queensland) and provider are not responsible for the completeness or accuracy of any of the information contained herein, and makes no representations about its suitability for any purpose.

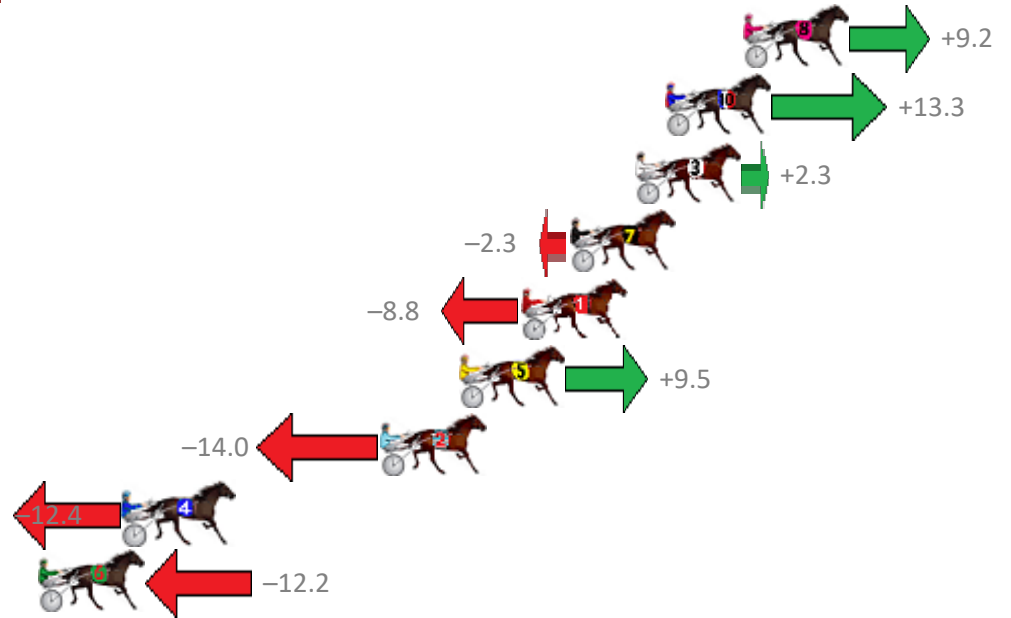
Redcliffe Race 9 Distance 1780m

Saturday, 17 November 2018

Gross Time: 2:12.60 MileRate: 1:59.90 LeadTime: 11.00s First Qtr: 29.60s Second Qtr: 30.70s Third Qtr: 29.90s Fourth Qtr: 31.40s

No Horse	Plc	Margin	Time	800Time (W)	400 Time (W)
8 GUTS	1	0.0m	2:12.60	60.60s (0)	30.88s (1)
10 REDDY FIRE	2	3.1m	2:12.84	60.28s (1)	30.53s (1)
3 BETTOR WATCH HIM	3	4.3m	2:12.94	61.12s (1)	31.50s (2)
7 KEARNEY LANE	4	6.9m	2:13.14	61.48s (0)	31.56s (0)
1 TASCOTT LADY	5	8.8m	2:13.29	61.97s (0)	32.09s (0)
5 LOTS MORE GRINS	6	11.3m	2:13.49	60.57s (1)	30.83s (2)
2 LIGHTHORSE	7	14.4m	2:13.73	62.37s (1)	32.42s (1)
4 OSCARS GLORY	8	24.6m	2:14.53	62.25s (1)	32.56s (2)
6 KAA NAPALI	9	29.4m	2:14.91	62.23s (0)	32.69s (0)

Finish Position and metres gained from 800m



Sectionals
Powered by



PJ Harness Analyser
Master harness racing with the power of sectionals
Owners, Trainers and Punters - Check out what's new at www.pjdata.com.au

The Racing Queensland Board (trading as Racing Queensland) and provider are not responsible for the completeness or accuracy of any of the information contained herein, and makes no representations about its suitability for any purpose.

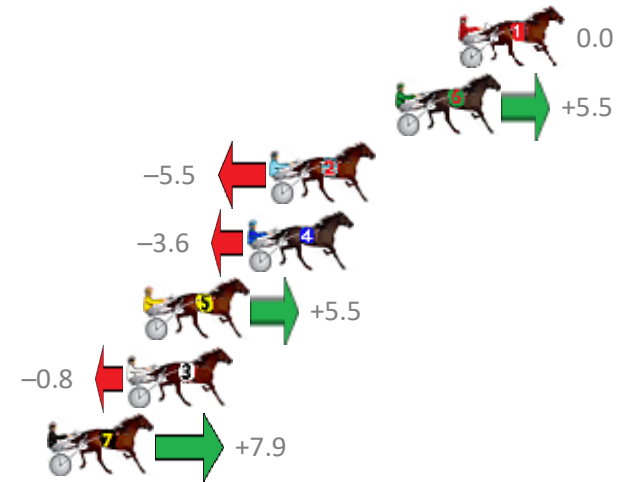
Redcliffe Race 10 Distance 2280m

Saturday, 17 November 2018

Gross Time: 2:58.80 MileRate: 2:06.20 LeadTime: 56.70s First Qtr: 32.70s Second Qtr: 30.30s Third Qtr: 29.70s Fourth Qtr: 29.40s

No	Horse	Plc	Margin	Time	800Time (W)	400 Time (W)
1	ASTRAL RULER	1	0.0m	2:58.80	59.10s (0)	29.40s (0)
6	MAYBETOTHEMAX	2	2.5m	2:58.98	58.69s (1)	28.98s (1)
2	QUIETLY SPOKEN	3	7.5m	2:59.35	59.51s (1)	29.72s (1)
4	SOUTHERN ALPS	4	8.4m	2:59.42	59.37s (0)	29.58s (0)
5	MISTER GUNSEN	5	12.5m	2:59.72	58.69s (0)	29.14s (0)
3	MELPARK ROYAL SON	6	13.2m	2:59.77	59.16s (0)	29.52s (0)
7	RELEVEN DREAM	7	16.3m	2:60.00	58.52s (0)	28.86s (0)

Finish Position and metres gained from 800m



Sectionals
Powered by



PJ Harness Analyser
Master harness racing with the power of sectionals
Owners, Trainers and Punters - Check out what's new at www.pjdata.com.au

The Racing Queensland Board (trading as Racing Queensland) and provider are not responsible for the completeness or accuracy of any of the information contained herein, and makes no representations about its suitability for any purpose.