

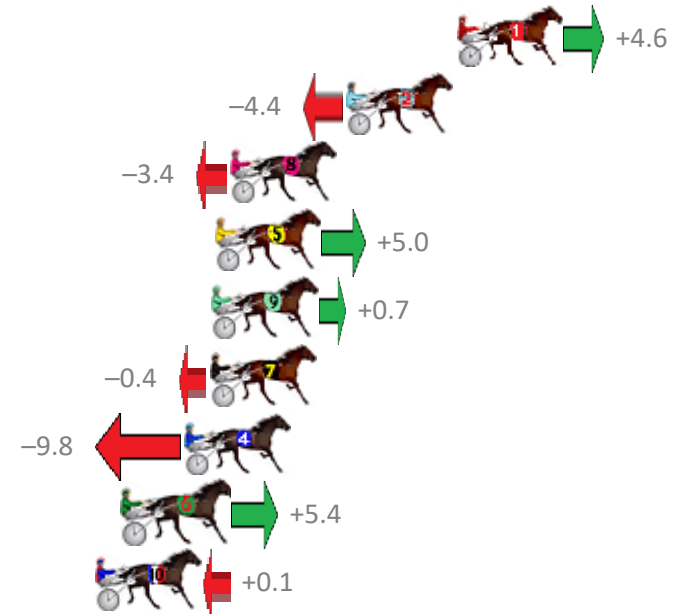
Redcliffe Race 1 Distance 2040m

Wednesday, 4 July 2018

Gross Time: 2:33.70 MileRate: 2:01.30 LeadTime: 32.70s First Qtr: 32.00s Second Qtr: 31.30s Third Qtr: 29.30s Fourth Qtr: 28.40s

NoHorse	Plc	Margin	Time	800Time (W)	400 Time (W)
1 KATNISS	1	0.0m	2:33.70	57.37s (0)	28.07s (0)
2 INVITE ONLY	2	4.4m	2:34.01	58.02s (0)	28.71s (0)
8 TOP FLIGHT CRUIZE	3	9.0m	2:34.34	57.95s (1)	28.66s (1)
5 LITTLE CHANGE	4	9.6m	2:34.38	57.34s (1)	28.51s (2)
9 IMA TOP TYCOON	5	9.7m	2:34.39	57.65s (1)	28.83s (2)
7 CHIKA MATTGREGOR	6	9.8m	2:34.40	57.73s (0)	28.44s (0)
4 SONNY ORLANDO	7	10.8m	2:34.47	58.41s (1)	29.08s (1)
6 RAFFERTY DELIGHTS	8	13.2m	2:34.64	57.31s (0)	28.37s (2)
10 BLAZING VC	9	14.3m	2:34.72	57.69s (0)	28.68s (1)

Finish Position and metres gained from 800m



Trots Sectionals
 Powered by
www.pjdata.com.au
 Home of PJ Trots Analyser



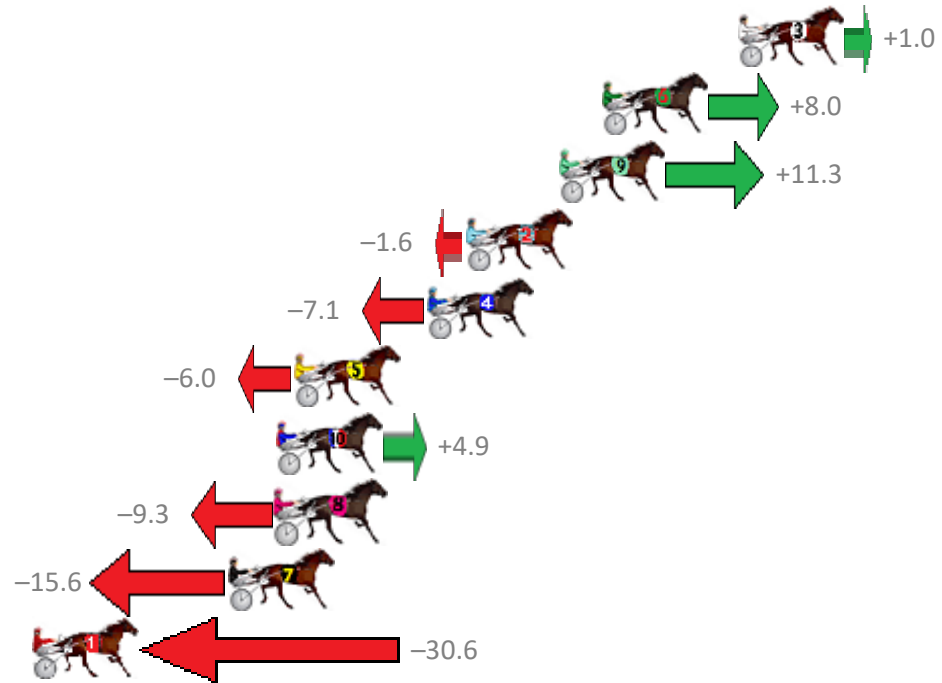
Redcliffe Race 2 Distance 1780m

Wednesday, 4 July 2018

Gross Time: 2:11.40 MileRate: 1:58.80 LeadTime: 11.70s First Qtr: 29.30s Second Qtr: 32.10s Third Qtr: 29.30s Fourth Qtr: 29.00s

NoHorse	Plc	Margin	Time	800Time (W)	400 Time (W)
3 THE FRAME	1	0.0m	2:11.40	58.23s (1)	29.00s (1)
6 CALCAVADO	2	5.4m	2:11.79	57.72s (2)	28.94s (2)
9 MASTER DIP	3	7.1m	2:11.91	57.48s (2)	28.72s (3)
2 ROCKNROLL AMBER	4	10.8m	2:12.18	58.42s (2)	29.64s (2)
4 XTRAORDINARY LOMB	5	12.3m	2:12.29	58.82s (1)	29.54s (1)
5 VADER	6	17.6m	2:12.68	58.74s (1)	29.52s (1)
10 PALE BEAR BOO	7	18.3m	2:12.73	57.94s (1)	29.50s (2)
8 TRENTLEIGH	8	18.3m	2:12.73	58.98s (0)	29.43s (0)
7 GUTS	9	20.2m	2:12.86	59.44s (0)	29.91s (0)
1 CONFEDERATE GIRL	10	30.6m	2:13.62	60.53s (0)	31.04s (0)

Finish Position and metres gained from 800m



Trots Sectionals
 Powered by
www.pjdata.com.au
 Home of PJ Trots Analyser



The Racing Queensland Board (trading as Racing Queensland) and provider are not responsible for the completeness or accuracy of any of the information contained herein, and makes no representations about its suitability for any purpose.

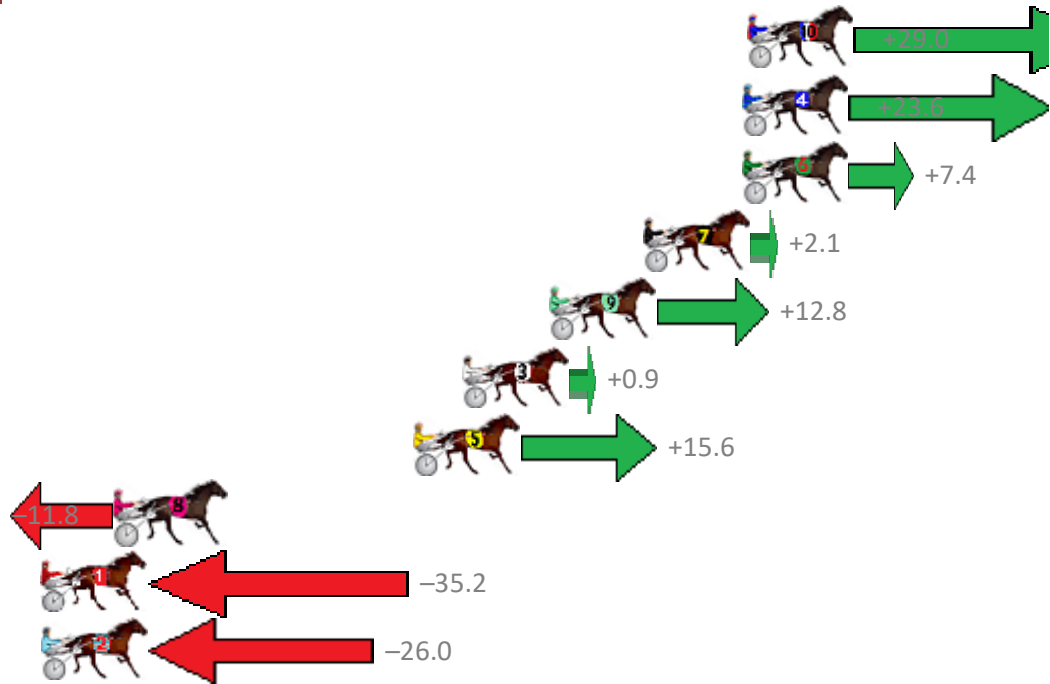
Redcliffe Race 3 Distance 1780m

Wednesday, 4 July 2018

Gross Time: 2:11.80 MileRate: 1:59.20 LeadTime: 11.50s First Qtr: 29.70s Second Qtr: 29.40s Third Qtr: 30.20s Fourth Qtr: 31.00s

NoHorse	Plc	Margin	Time	800Time (W)	400 Time (W)
10 FARRAHFOWLER	1	0.0m	2:11.80	58.98s (1)	30.33s (2)
4 BRONZE ECSTASY	2	0.2m	2:11.82	59.39s (1)	30.74s (2)
6 SPLASH OF GOLD	2	0.2m	2:11.82	60.63s (1)	31.02s (1)
7 ELZBOY	4	4.1m	2:12.12	61.04s (0)	30.93s (0)
9 HOOFNIT	5	7.8m	2:12.40	60.22s (0)	30.55s (0)
3 KAA NAPALI	6	11.3m	2:12.68	61.13s (1)	31.49s (1)
5 CAPTAIN CHARGE OVER	7	13.2m	2:12.82	60.01s (0)	30.88s (2)
8 IRISHTOWN BABE	8	25.0m	2:13.74	62.10s (0)	32.21s (0)
1 FLASH UNDER FIRE	9	35.2m	2:14.53	63.89s (0)	33.67s (0)
2 DALACOS EMPRESS	10	44.8m	2:15.27	63.19s (1)	33.59s (1)

Finish Position and metres gained from 800m



Trots Sectionals
 Powered by
www.pjdata.com.au
 Home of PJ Trots Analyser



The Racing Queensland Board (trading as Racing Queensland) and provider are not responsible for the completeness or accuracy of any of the information contained herein, and makes no representations about its suitability for any purpose.


Redcliffe Race 4 Distance 1780m

Wednesday, 4 July 2018

Gross Time: 2:11.20 MileRate: 1:58.60 LeadTime: 11.60s First Qtr: 29.20s Second Qtr: 30.10s Third Qtr: 29.40s Fourth Qtr: 30.90s

NoHorse	Plc	Margin	Time	800Time (W)	400 Time (W)
6 DEADLY ROCKER	1	0.0m	2:11.20	59.98s (0)	30.58s (0)
2 OUR EDUARDO DENARI	2	5.2m	2:11.60	60.69s (0)	31.30s (0)
9 DIXIE TRIX	3	14.6m	2:12.33	60.36s (0)	30.85s (0)
1 SAND SAFARI	4	15.5m	2:12.40	60.74s (0)	31.31s (0)
7 LATIN BEATS	5	30.3m	2:13.54	61.88s (1)	32.13s (1)
10 HAMMERHOFF	6	35.5m	2:13.94	61.56s (0)	31.87s (0)
4 ARES	7	38.1m	2:14.14	63.16s (2)	33.19s (1)
8 MICKEY RAMONE	8	48.1m	2:14.92	62.48s (1)	32.61s (3)
3 CAGNEY	9	48.7m	2:14.96	62.86s (1)	32.68s (2)
5 NICKY MATTGREGOR	10	72.4m	2:16.79	65.44s (1)	34.58s (1)

Finish Position and metres gained from 800m



Trots Sectionals
 Powered by
www.pjdata.com.au
 Home of PJ Trots Analyser



The Racing Queensland Board (trading as Racing Queensland) and provider are not responsible for the completeness or accuracy of any of the information contained herein, and makes no representations about its suitability for any purpose.

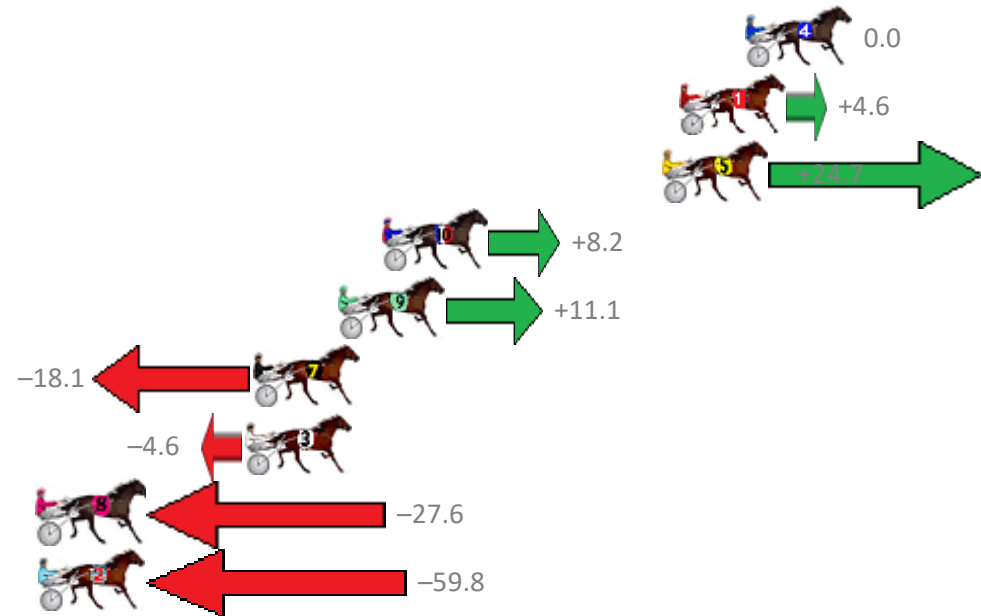
Redcliffe Race 5 Distance 2040m

Wednesday, 4 July 2018

Gross Time: 2:31.60 MileRate: 1:59.60 LeadTime: 31.60s First Qtr: 30.40s Second Qtr: 29.20s Third Qtr: 29.20s Fourth Qtr: 31.20s

NoHorse	Plc	Margin	Time	800Time (W)	400 Time (W)
4 HOT DOGMA	1	0.0m	2:31.60	60.40s (0)	31.20s (0)
1 OUR CHAMPION	2	2.6m	2:31.80	60.05s (0)	31.04s (0)
5 MINI MIRACLE	3	3.3m	2:31.86	58.54s (0)	29.12s (1)
10 STYLISH FEELING	4	14.4m	2:32.72	59.78s (0)	30.33s (1)
9 MATRON JUJON	5	16.1m	2:32.86	59.56s (1)	30.65s (2)
7 MAJOR TRALEE	6	19.5m	2:33.12	61.77s (1)	32.41s (1)
3 ITS ALLABOUT ALICE	7	19.8m	2:33.14	60.75s (1)	31.56s (0)
8 DOWNTOWN LUCCA	8	49.4m	2:35.45	62.48s (1)	33.43s (1)
2 TAFFY BOY	9	76.8m	2:37.59	64.91s (0)	34.91s (0)

Finish Position and metres gained from 800m



Trots Sectionals
 Powered by
www.pjdata.com.au
 Home of PJ Trots Analyser



The Racing Queensland Board (trading as Racing Queensland) and provider are not responsible for the completeness or accuracy of any of the information contained herein, and makes no representations about its suitability for any purpose.

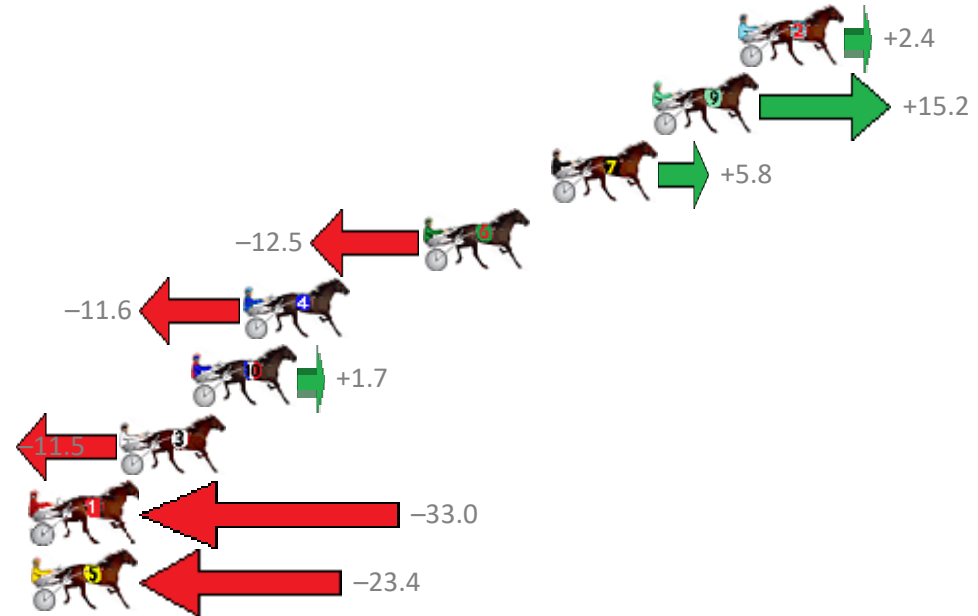
Redcliffe Race 6 Distance 1780m

Wednesday, 4 July 2018

Gross Time: 2:12.80 MileRate: 2:00.00 LeadTime: 11.50s First Qtr: 30.70s Second Qtr: 31.00s Third Qtr: 29.70s Fourth Qtr: 29.90s

NoHorse	Plc	Margin	Time	800Time (W)	400 Time (W)
2 MY MAGIC MERLIN	1	0.0m	2:12.80	59.42s (1)	29.90s (1)
9 GRIZZLY MONTANA	2	3.4m	2:13.05	58.47s (1)	29.45s (2)
7 SAMMARI	3	7.4m	2:13.35	59.17s (0)	29.23s (0)
6 FAKEROCKNROLL	4	12.5m	2:13.73	60.53s (0)	30.80s (0)
4 THANKHEAVNFORGIRLS	5	19.6m	2:14.27	60.46s (1)	30.92s (1)
10 ANGELOFSPEED	6	21.7m	2:14.42	59.47s (1)	30.21s (2)
3 VELVET MONKEY	7	24.5m	2:14.63	60.46s (1)	30.88s (1)
1 BRONSKI BABY	8	40.0m	2:15.79	62.06s (0)	32.02s (0)
5 KATHLEEN GRACE	9	46.6m	2:16.28	61.34s (0)	31.83s (1)

Finish Position and metres gained from 800m



Trots Sectionals
 Powered by
www.pjdata.com.au
 Home of PJ Trots Analyser



The Racing Queensland Board (trading as Racing Queensland) and provider are not responsible for the completeness or accuracy of any of the information contained herein, and makes no representations about its suitability for any purpose.

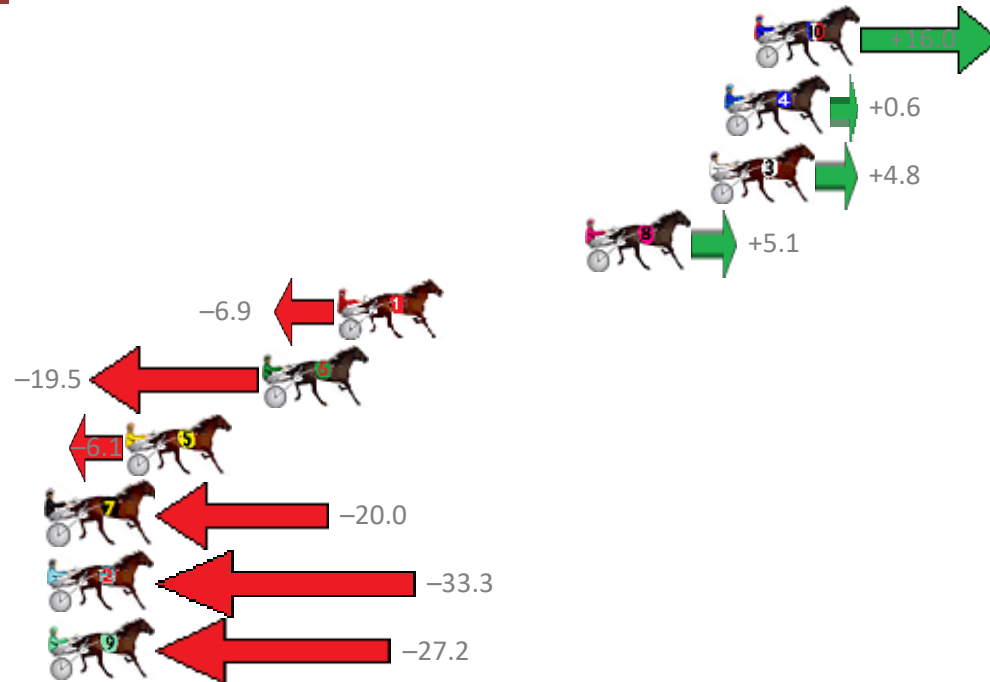
Redcliffe Race 7 Distance 1780m

Wednesday, 4 July 2018

Gross Time: 2:13.70 MileRate: 2:00.80 LeadTime: 11.90s First Qtr: 30.00s Second Qtr: 31.90s Third Qtr: 29.50s Fourth Qtr: 30.40s

NoHorse	Plc	Margin	Time	800Time (W)	400 Time (W)
10 LARA BAY	1	0.0m	2:13.70	58.70s (1)	30.31s (2)
4 CHANG	2	1.2m	2:13.79	59.86s (1)	30.34s (1)
3 NIGHT NINJA	3	1.8m	2:13.84	59.54s (1)	29.99s (1)
8 KAYJAYS TERROR	4	6.7m	2:14.21	59.52s (1)	29.75s (1)
1 HAWAIIAN SUN RISE	5	16.5m	2:14.95	60.42s (0)	30.48s (0)
6 SUGAR BRICHERS	6	19.5m	2:15.18	61.36s (0)	31.88s (0)
5 PRETTYCOMPACT	7	24.9m	2:15.59	60.36s (0)	30.73s (1)
7 MADAM EXCEPTIONAL	8	34.4m	2:16.31	61.40s (0)	31.45s (0)
2 WESTERN FALCON	9	37.7m	2:16.57	62.39s (0)	32.46s (0)
9 PATCHWORK JET	10	47.8m	2:17.33	61.94s (1)	32.27s (2)

Finish Position and metres gained from 800m



Trots Sectionals
 Powered by
www.pjdata.com.au
 Home of PJ Trots Analyser



The Racing Queensland Board (trading as Racing Queensland) and provider are not responsible for the completeness or accuracy of any of the information contained herein, and makes no representations about its suitability for any purpose.

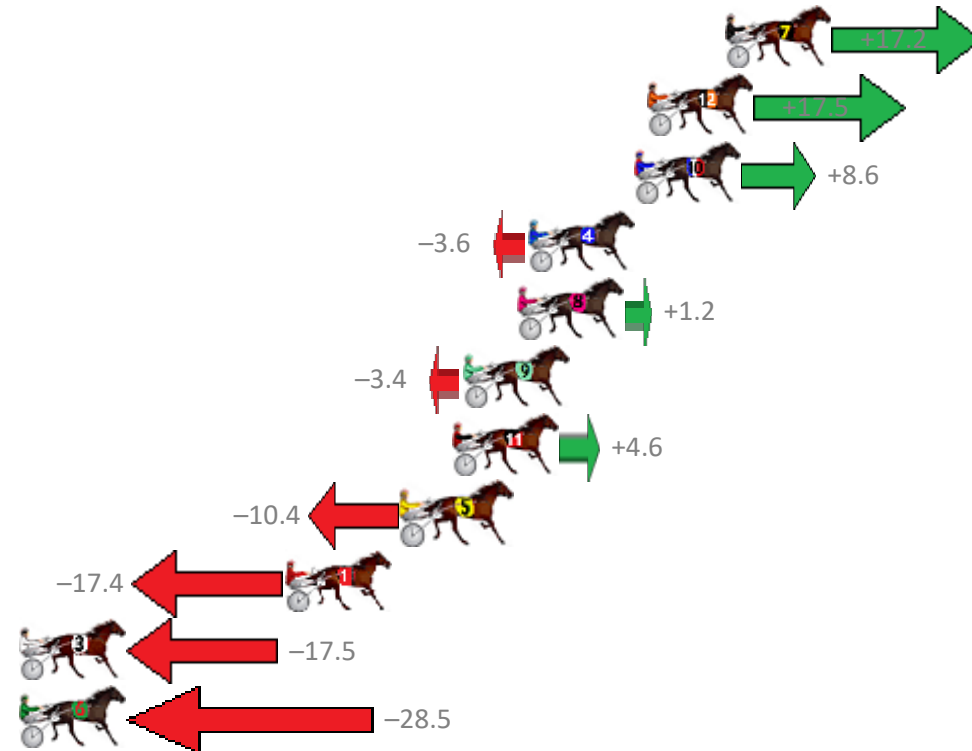
Redcliffe Race 8 Distance 2280m

Wednesday, 4 July 2018

Gross Time: 3:01.10 MileRate: 2:06.70 LeadTime: 55.10s First Qtr: 31.20s Second Qtr: 32.60s Third Qtr: 30.80s Fourth Qtr: 31.40s

NoHorse	Plc	Margin	Time	800Time (W)	400 Time (W)
7 NORTHERN MUSCLE	1	0.0m	3:01.10	60.86s (1)	30.82s (2)
12 ASTRAL RULER	2	3.1m	3:01.34	60.84s (0)	30.48s (2)
10 OLE SUN	3	3.6m	3:01.38	61.53s (1)	30.82s (1)
4 MISS INVASION	4	7.8m	3:01.71	62.48s (0)	31.65s (0)
8 DAY TOURER	5	8.2m	3:01.74	62.11s (0)	31.35s (0)
9 NORAHS FLING	6	10.4m	3:01.92	62.46s (1)	31.75s (1)
11 GHENT	7	10.8m	3:01.95	61.84s (0)	31.12s (0)
5 NO TRANSACTIONS	8	12.8m	3:02.10	63.01s (1)	32.33s (1)
1 MAPLE CROWN	9	17.4m	3:02.47	63.55s (0)	32.77s (0)
3 GO AHEAD MAKEMYDA	10	50.3m	3:05.05	63.56s (0)	33.31s (0)
6 SODESKA	11	85.5m	3:07.81	64.42s (0)	34.33s (0)

Finish Position and metres gained from 800m



Trots Sectionals
 Powered by
www.pjdata.com.au
 Home of PJ Trots Analyser



The Racing Queensland Board (trading as Racing Queensland) and provider are not responsible for the completeness or accuracy of any of the information contained herein, and makes no representations about its suitability for any purpose.

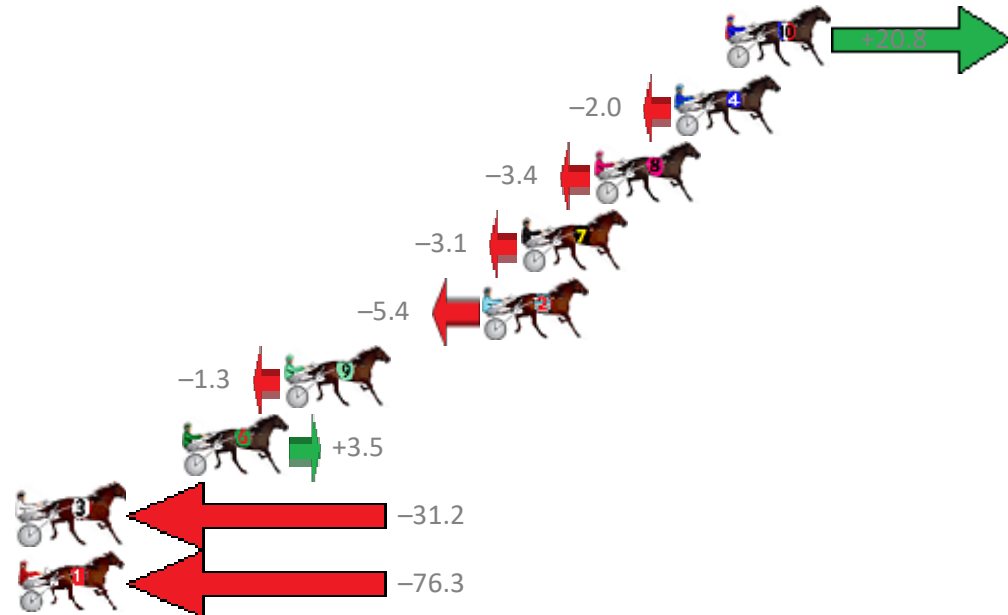
Redcliffe Race 9 Distance 1780m

Wednesday, 4 July 2018

Gross Time: 2:12.50 MileRate: 1:59.80 LeadTime: 11.40s First Qtr: 29.60s Second Qtr: 30.00s Third Qtr: 29.90s Fourth Qtr: 31.60s

NoHorse	Plc	Margin	Time	800Time (W)	400 Time (W)
10 THE DREAM MAKER	1	0.0m	2:12.50	59.90s (1)	31.02s (2)
4 ART SECRET	2	2.0m	2:12.66	61.65s (0)	31.76s (0)
8 MATT BELFORD	3	5.2m	2:12.91	61.76s (2)	31.84s (2)
7 COAST WARNING	4	8.1m	2:13.14	61.74s (1)	31.73s (1)
2 JAYCEE STYLE	5	9.6m	2:13.26	61.92s (0)	31.96s (0)
9 SCOTT TOM	6	17.5m	2:13.88	61.60s (1)	31.81s (0)
6 MISTER CHOMP	7	21.5m	2:14.20	61.23s (1)	31.94s (1)
3 MANOFLISA	8	31.4m	2:14.98	63.90s (1)	33.95s (1)
1 HEZ TO BLAME	9	86.5m	2:19.33	67.37s (0)	35.91s (0)

Finish Position and metres gained from 800m



Trots Sectionals
 Powered by
www.pjdata.com.au
 Home of PJ Trots Analyser



The Racing Queensland Board (trading as Racing Queensland) and provider are not responsible for the completeness or accuracy of any of the information contained herein, and makes no representations about its suitability for any purpose.