


Redcliffe Race 1 Distance 1780m

Friday, 8 June 2018

Gross Time: 2:09.70 MileRate: 1:57.30 LeadTime: 11.20s First Qtr: 28.40s Second Qtr: 30.20s Third Qtr: 28.90s Fourth Qtr: 31.00s

NoHorse	Plc	Margin	Time	800Time (W)	400 Time (W)
3 MAJOR KIWI	1	0.0m	2:09.70	59.50s (0)	30.63s (0)
2 SICILIAN SLUMBER	2	2.6m	2:09.90	60.09s (0)	31.20s (0)
10 MONARKMAC	3	3.2m	2:09.95	58.49s (1)	29.65s (1)
4 SECRET SMILE	4	3.4m	2:09.96	59.91s (1)	30.81s (1)
5 RAESAWINNER	5	6.1m	2:10.17	59.79s (1)	30.68s (1)
9 RORY MACH	6	11.3m	2:10.58	59.65s (0)	30.68s (1)
7 CHEAP TINT	7	26.1m	2:11.72	61.08s (0)	31.98s (0)
6 OUR MELS DREAM	8	27.7m	2:11.85	60.72s (1)	31.50s (2)
8 SHAREAPASSION	9	28.9m	2:11.94	61.17s (1)	31.95s (2)

Finish Position and metres gained from 800m



Trots Sectionals
 Powered by
www.pjdata.com.au
 Home of PJ Trots Analyser



The Racing Queensland Board (trading as Racing Queensland) and provider are not responsible for the completeness or accuracy of any of the information contained herein, and makes no representations about its suitability for any purpose.

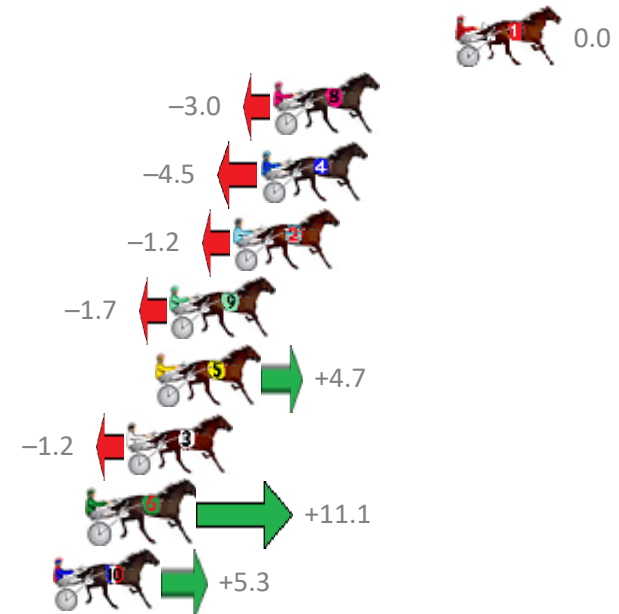
Redcliffe Race 2 Distance 1780m

Friday, 8 June 2018

Gross Time: 2:11.90 MileRate: 1:59.20 LeadTime: 11.70s First Qtr: 30.70s Second Qtr: 31.90s Third Qtr: 29.50s Fourth Qtr: 28.10s

NoHorse	Plc	Margin	Time	800Time (W)	400 Time (W)
1 IOWNATURBO	1	0.0m	2:11.90	57.60s (0)	28.10s (0)
8 COURAGEOUS LEO	2	7.2m	2:12.41	57.82s (0)	28.27s (0)
4 THE HARLEM HAMMER	3	7.7m	2:12.44	57.92s (1)	28.44s (1)
2 FIRE ONE	4	8.8m	2:12.52	57.69s (1)	28.18s (1)
9 BOB GAGE	5	11.3m	2:12.69	57.72s (0)	28.18s (0)
5 BELLA RIPPIN	6	11.9m	2:12.74	57.26s (1)	27.80s (1)
3 MASTER DIP	7	13.0m	2:12.81	57.69s (1)	28.17s (1)
6 CALCAVADO	8	14.5m	2:12.92	56.80s (1)	27.97s (2)
10 THE CHARGING MOA	9	15.9m	2:13.02	57.22s (1)	27.78s (1)

Finish Position and metres gained from 800m



Trots Sectionals
 Powered by
www.pjdata.com.au
 Home of PJ Trots Analyser



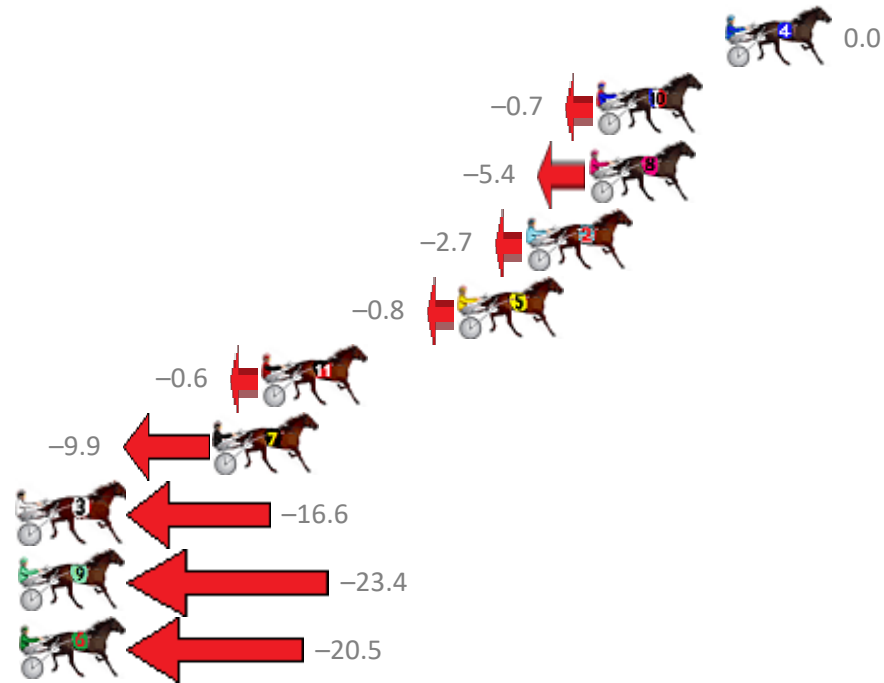
Redcliffe Race 3 Distance 2040m

Friday, 8 June 2018

Gross Time: 2:31.40 MileRate: 1:59.50 LeadTime: 31.70s First Qtr: 31.10s Second Qtr: 31.70s Third Qtr: 28.90s Fourth Qtr: 28.00s

NoHorse	Plc	Margin	Time	800Time (W)	400 Time (W)
4 SOCIABLE	1	0.0m	2:31.40	56.90s (0)	28.00s (0)
10 FAME ASSURED	2	5.1m	2:31.76	56.95s (1)	27.73s (1)
8 AQUA MISS	3	5.4m	2:31.78	57.28s (1)	28.18s (1)
2 JUSTALITTLE TORQUE	4	7.9m	2:31.95	57.09s (0)	28.17s (0)
5 MISS HOOLLIGAN	5	10.6m	2:32.14	56.96s (1)	27.79s (1)
11 DARKERSHADEOFFPALE	6	18.4m	2:32.69	56.94s (0)	28.04s (0)
7 LISA LINCOLN	7	20.3m	2:32.82	57.60s (0)	28.54s (0)
3 MY SECRET TORQUE	8	31.2m	2:33.58	58.08s (1)	28.88s (1)
9 GETOUTNWALK	9	39.4m	2:34.16	58.56s (2)	29.22s (2)
6 DATSGOOD	10	40.5m	2:34.24	58.36s (1)	28.97s (1)

Finish Position and metres gained from 800m



Trots Sectionals
 Powered by
www.pjdata.com.au
 Home of PJ Trots Analyser



The Racing Queensland Board (trading as Racing Queensland) and provider are not responsible for the completeness or accuracy of any of the information contained herein, and makes no representations about its suitability for any purpose.

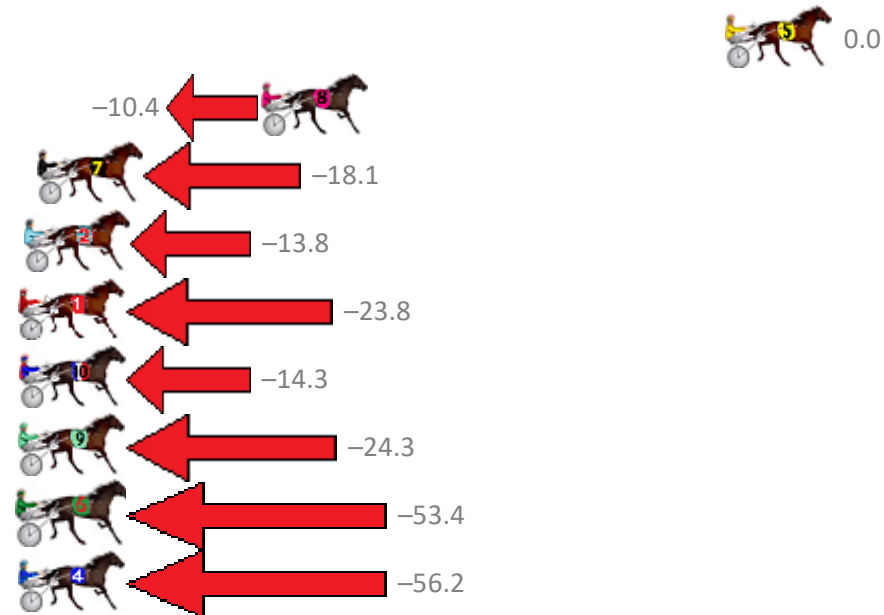
Redcliffe Race 4 Distance 2040m

Friday, 8 June 2018

Gross Time: 2:32.20 MileRate: 2:00.00 LeadTime: 32.70s First Qtr: 31.80s Second Qtr: 30.80s Third Qtr: 29.10s Fourth Qtr: 27.80s

NoHorse	Plc	Margin	Time	800Time (W)	400 Time (W)
5 SLICE OF HEAVEN	1	0.0m	2:32.20	56.90s (0)	27.80s (0)
8 HOT ROD HEAVEN	2	18.4m	2:33.48	57.64s (1)	28.77s (2)
7 ELZBOY	3	27.3m	2:34.10	58.19s (0)	28.96s (0)
2 ARCACHON	4	27.8m	2:34.13	57.88s (0)	28.70s (0)
1 MICKEY RAMONE	5	28.0m	2:34.15	58.59s (0)	29.41s (0)
10 GLENFERRIE DUSTER	6	37.9m	2:34.83	57.92s (1)	28.95s (1)
9 LIFEINHEAVEN	7	42.9m	2:35.18	58.63s (1)	29.66s (1)
6 VANTO HANOVER	8	56.8m	2:36.15	60.70s (1)	31.32s (1)
4 DEADLY ROCKER	9	69.6m	2:37.04	60.90s (1)	31.83s (1)

Finish Position and metres gained from 800m



Trots Sectionals
 Powered by
www.pjdata.com.au
 Home of PJ Trots Analyser



The Racing Queensland Board (trading as Racing Queensland) and provider are not responsible for the completeness or accuracy of any of the information contained herein, and makes no representations about its suitability for any purpose.

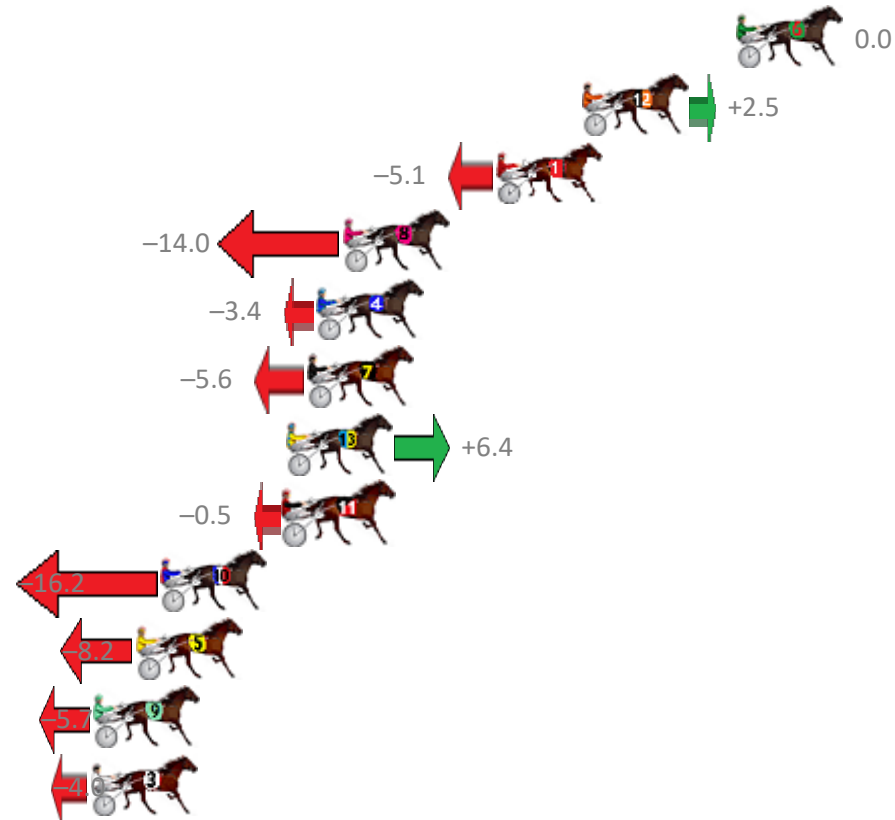
Redcliffe Race 5 Distance 2613m

Friday, 8 June 2018

Gross Time: 3:17.30 MileRate: 2:01.50 LeadTime: 78.20s First Qtr: 29.60s Second Qtr: 31.50s Third Qtr: 29.20s Fourth Qtr: 28.80s

No	Horse	Plc	Margin	Time	800Time (W)	400 Time (W)
6	CONSTANTLYSIDEWAYS	1	0.0m	3:17.30	58.00s (0)	28.80s (0)
12	ALLELUIA	2	6.1m	3:17.74	57.82s (0)	28.58s (0)
1	STIRLING WILLIAM	3	9.5m	3:17.98	58.37s (0)	29.17s (0)
8	MARKEY OH MARKEY	4	15.6m	3:18.42	59.01s (1)	29.81s (1)
4	MAJOR SCORE	5	16.6m	3:18.50	58.25s (0)	28.96s (0)
7	CASINO TOMMY	6	17.0m	3:18.52	58.41s (1)	29.20s (1)
13	GLENFERRIE HOOD	7	17.8m	3:18.58	57.54s (1)	28.64s (2)
11	BETTABE PERFECT	8	17.9m	3:18.59	58.04s (0)	28.91s (1)
10	THE SHADY ONE	9	22.8m	3:18.94	59.17s (1)	29.97s (1)
5	GET IN THE GROOVE	10	23.8m	3:19.01	58.59s (1)	29.40s (2)
9	JOYS A BABE	11	25.5m	3:19.14	58.41s (1)	29.10s (1)
3	FRANCO TARIQ	12	25.6m	3:19.14	58.29s (0)	29.22s (0)

Finish Position and metres gained from 800m



Trots Sectionals
 Powered by
www.pjdata.com.au
 Home of PJ Trots Analyser



The Racing Queensland Board (trading as Racing Queensland) and provider are not responsible for the completeness or accuracy of any of the information contained herein, and makes no representations about its suitability for any purpose.

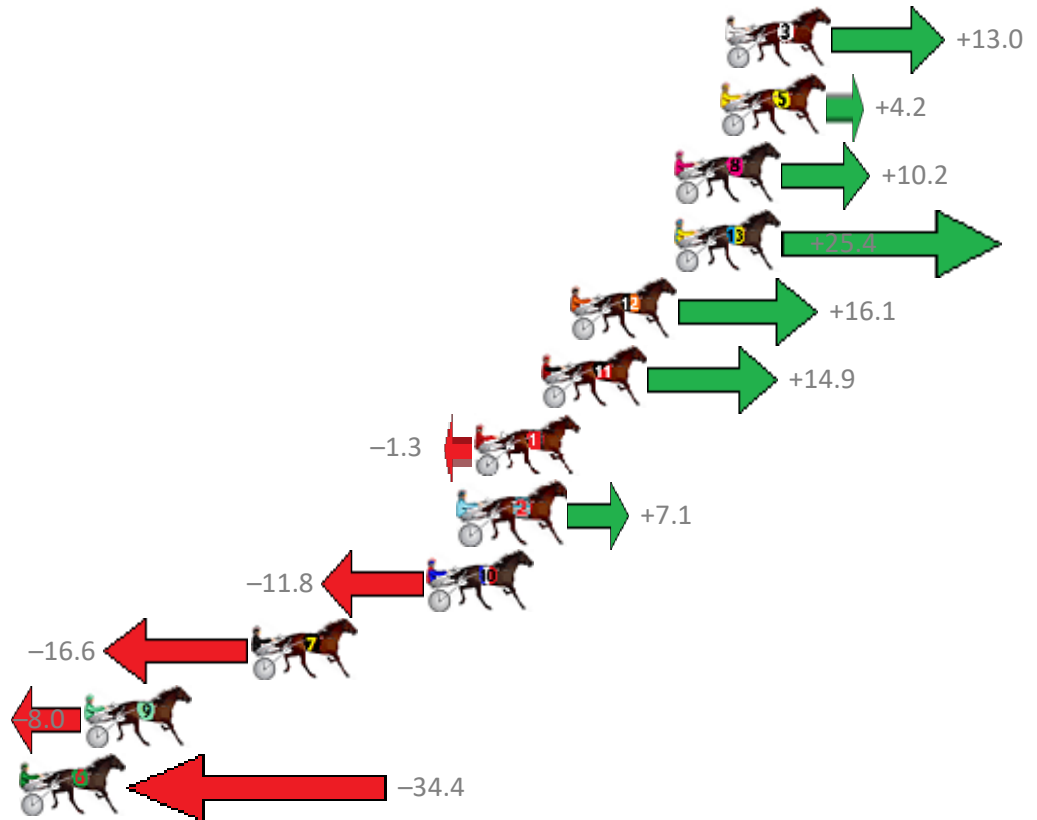
Redcliffe Race 6 Distance 2613m

Friday, 8 June 2018

Gross Time: 3:23.90 MileRate: 2:05.60 LeadTime: 80.40s First Qtr: 29.50s Second Qtr: 31.20s Third Qtr: 30.90s Fourth Qtr: 31.90s

NoHorse	Plc	Margin	Time	800Time (W)	400 Time (W)
3 JETER	1	0.0m	3:23.90	61.78s (0)	31.10s (0)
5 IVANOV	2	0.2m	3:23.92	62.47s (0)	31.53s (0)
8 MASTER HUGH	3	2.0m	3:24.06	62.00s (1)	31.13s (3)
13 OUR OVERANOVA	4	2.0m	3:24.06	60.81s (1)	30.75s (3)
12 RELEVEN DREAM	5	6.1m	3:24.39	61.54s (1)	30.71s (3)
11 GIACOMO	6	7.3m	3:24.48	61.63s (0)	31.22s (1)
1 LANSBURY	7	9.9m	3:24.69	62.90s (0)	32.00s (1)
2 KIP KEINO	8	10.5m	3:24.74	62.24s (0)	31.54s (0)
10 MISTER GUNSEN	9	11.8m	3:24.84	63.73s (0)	32.84s (0)
7 MISTER OZ	10	18.8m	3:25.40	64.10s (1)	33.08s (1)
9 MR MAYFLY	11	25.4m	3:25.93	63.43s (1)	32.41s (2)
6 SENITAS SUCCESS	12	42.2m	3:27.27	65.50s (1)	34.29s (2)

Finish Position and metres gained from 800m



Trots Sectionals
 Powered by
www.pjdata.com.au
 Home of PJ Trots Analyser



The Racing Queensland Board (trading as Racing Queensland) and provider are not responsible for the completeness or accuracy of any of the information contained herein, and makes no representations about its suitability for any purpose.

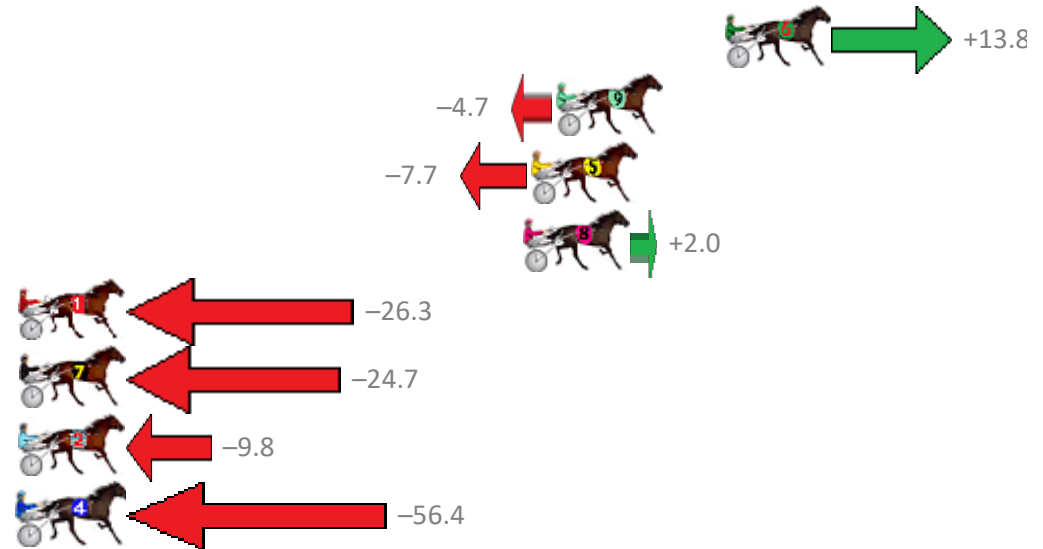
Redcliffe Race 7 Distance 1780m

Friday, 8 June 2018

Gross Time: 2:14.30 MileRate: 2:01.40 LeadTime: 11.70s First Qtr: 30.30s Second Qtr: 31.70s Third Qtr: 30.40s Fourth Qtr: 30.20s

NoHorse	Plc	Margin	Time	800Time (W)	400 Time (W)
6 ARK ME	1	0.0m	2:14.30	59.55s (1)	29.60s (2)
9 MY ULTIMATE MAJOR	2	6.7m	2:14.81	60.96s (1)	30.69s (1)
5 SAMS THE BEST	3	7.7m	2:14.88	61.18s (0)	30.78s (0)
8 LETS DIG IT	4	8.0m	2:14.90	60.45s (0)	30.11s (0)
1 POSER	5	30.5m	2:16.60	62.59s (0)	32.16s (0)
7 POINT OH FIVE	6	51.7m	2:18.20	62.47s (0)	32.38s (0)
2 MISS MIA	7	56.0m	2:18.53	61.34s (0)	31.63s (0)
4 DARPOOLMANJIM	8	65.2m	2:19.22	64.87s (1)	34.11s (1)

Finish Position and metres gained from 800m



Trots Sectionals
 Powered by
www.pjdata.com.au
 Home of PJ Trots Analyser

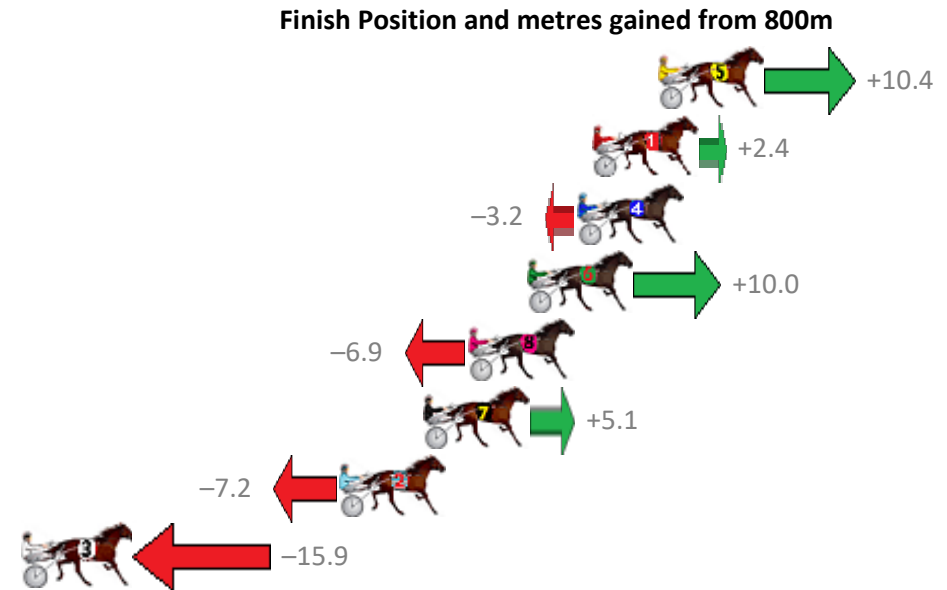


Redcliffe Race 8 Distance 2040m

Friday, 8 June 2018

Gross Time: 2:34.00 MileRate: 2:01.50 LeadTime: 31.60s First Qtr: 30.30s Second Qtr: 30.00s Third Qtr: 30.10s Fourth Qtr: 32.00s

NoHorse	Plc	Margin	Time	800Time (W)	400 Time (W)
5 MICKEE CULLEN	1	0.0m	2:34.00	61.29s (1)	31.33s (2)
1 BARBOO	2	2.6m	2:34.21	61.91s (0)	31.81s (0)
4 OH STANLEY	3	3.2m	2:34.26	62.35s (0)	32.26s (0)
6 VINNIE THE POET	4	5.2m	2:34.42	61.32s (1)	31.28s (2)
8 ARCH EMPRESS	5	7.5m	2:34.60	62.64s (1)	32.57s (1)
7 TELL THE LINESMEN	6	9.3m	2:34.74	61.70s (0)	31.64s (1)
2 MICKS MEMORY	7	12.6m	2:35.01	62.66s (1)	32.58s (1)
3 SEVEN RIPPIN ACES	8	25.1m	2:36.01	63.33s (0)	33.18s (0)



Trots Sectionals
 Powered by
www.pjdata.com.au
 Home of PJ Trots Analyser

The Racing Queensland Board (trading as Racing Queensland) and provider are not responsible for the completeness or accuracy of any of the information contained herein, and makes no representations about its suitability for any purpose.