

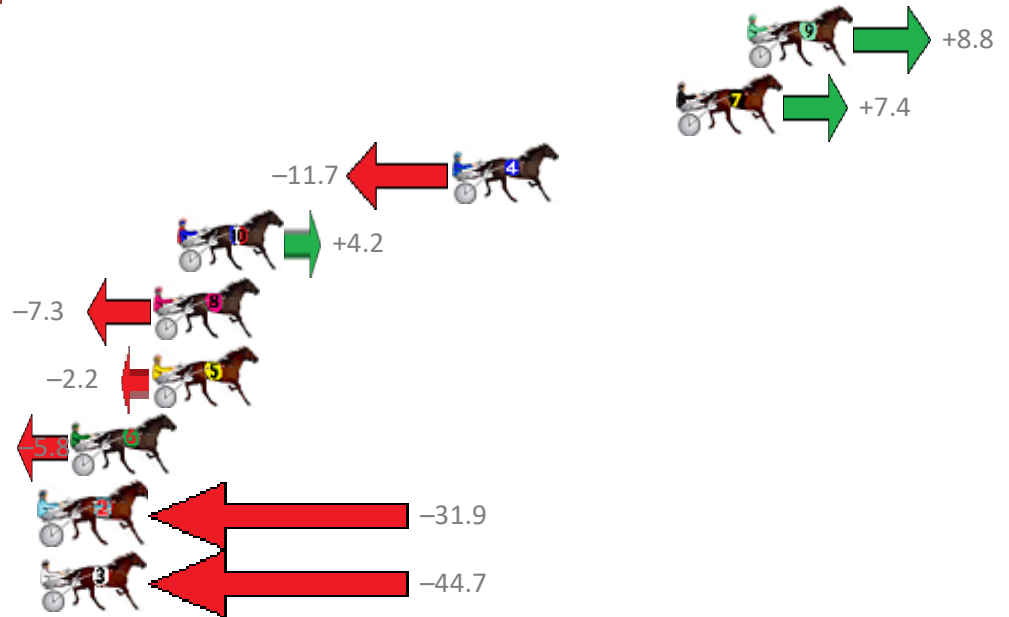
Redcliffe Race 1 Distance 2040m

Friday, 1 June 2018

Gross Time: 2:28.10 MileRate: 1:56.80 LeadTime: 31.20s First Qtr: 29.20s Second Qtr: 29.80s Third Qtr: 28.50s Fourth Qtr: 29.40s

NoHorse	Plc	Margin	Time	800Time (W)	400 Time (W)
9 SLICE OF HEAVEN	1	0.0m	2:28.10	57.26s (1)	29.05s (1)
7 LITTLE CHANGE	2	2.8m	2:28.31	57.36s (0)	28.77s (0)
4 MISTA NATURAL	3	11.7m	2:28.96	58.75s (0)	30.26s (0)
10 JUSTALITTLE TORQUE	4	22.6m	2:29.76	57.60s (1)	29.11s (1)
8 JANIES GOT A GUN	5	23.5m	2:29.83	58.43s (0)	30.08s (1)
5 BIG BEAT	6	23.6m	2:29.83	58.06s (1)	29.53s (1)
6 SHADOW PASS	7	26.8m	2:30.07	58.32s (0)	30.11s (0)
2 WOODLEA BEAU	8	37.3m	2:30.84	60.21s (0)	31.64s (0)
3 LYNCHMAN	9	61.1m	2:32.59	61.14s (1)	31.79s (0)

Finish Position and metres gained from 800m



Trots Sectionals
 Powered by
www.pjdata.com.au
 Home of PJ Trots Analyser



The Racing Queensland Board (trading as Racing Queensland) and provider are not responsible for the completeness or accuracy of any of the information contained herein, and makes no representations about its suitability for any purpose.

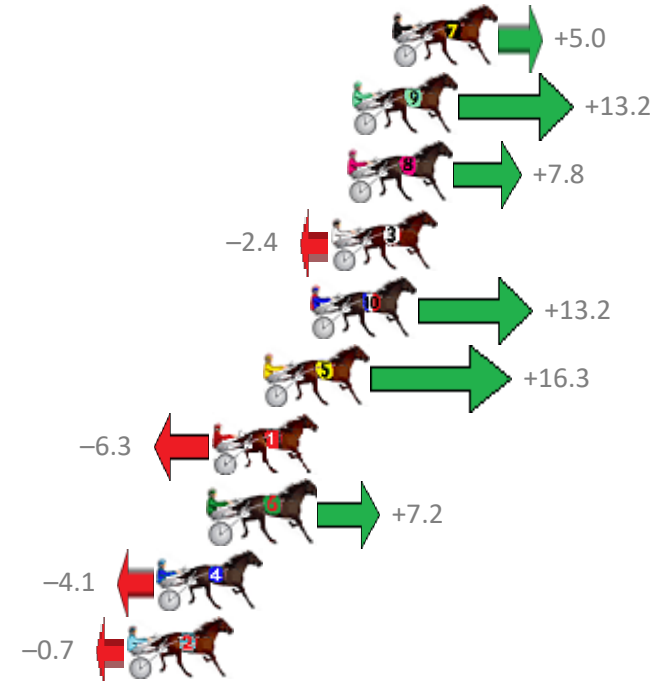
Redcliffe Race 2 Distance 1780m

Friday, 1 June 2018

Gross Time: 2:12.20 MileRate: 1:59.60 LeadTime: 11.50s First Qtr: 30.40s Second Qtr: 31.50s Third Qtr: 29.20s Fourth Qtr: 29.60s

No	Horse	Plc	Margin	Time	800Time (W)	400 Time (W)
7	COURAGEOUS LEO	1	0.0m	2:12.20	58.43s (0)	29.23s (0)
9	HOT ROD HEAVEN	2	1.6m	2:12.32	57.83s (1)	28.70s (2)
8	LIFEINHEAVEN	3	1.8m	2:12.33	58.23s (0)	29.02s (0)
3	THE GUN ROCKSTAR	4	2.4m	2:12.38	58.98s (1)	29.78s (1)
10	INVITE ONLY	5	3.2m	2:12.44	57.83s (2)	29.57s (2)
5	THERESACHANCE	6	5.1m	2:12.58	57.60s (2)	29.36s (2)
1	KAANAPALI	7	7.1m	2:12.73	59.26s (0)	30.10s (0)
6	ASHLEYS ANGEL	8	7.2m	2:12.73	58.27s (0)	29.02s (0)
4	BELLA RIPPIN	9	9.3m	2:12.89	59.10s (1)	29.89s (1)
2	DAPPER	10	10.5m	2:12.98	58.85s (1)	29.59s (1)

Finish Position and metres gained from 800m



Trots Sectionals
 Powered by
www.pjdata.com.au
 Home of PJ Trots Analyser



The Racing Queensland Board (trading as Racing Queensland) and provider are not responsible for the completeness or accuracy of any of the information contained herein, and makes no representations about its suitability for any purpose.

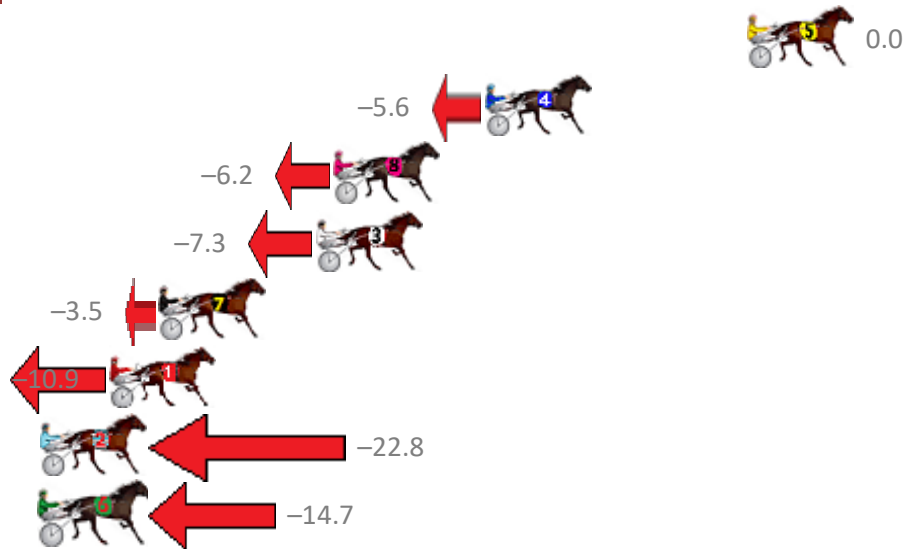
Redcliffe Race 3 Distance 1780m

Friday, 1 June 2018

Gross Time: 2:10.90 MileRate: 1:58.40 LeadTime: 11.60s First Qtr: 30.50s Second Qtr: 31.50s Third Qtr: 28.60s Fourth Qtr: 28.70s

NoHorse	Plc	Margin	Time	800Time (W)	400 Time (W)
5 LISA LINCOLN	1	0.0m	2:10.90	57.30s (0)	28.70s (0)
4 OH STANLEY	2	10.4m	2:11.65	57.70s (0)	29.10s (0)
8 MICKEE CULLEN	3	16.4m	2:12.08	57.74s (1)	29.29s (1)
3 TELL THE LINESMEN	4	17.1m	2:12.13	57.82s (0)	29.24s (0)
7 ARCH EMPRESS	5	23.3m	2:12.57	57.55s (0)	28.84s (0)
1 FRENCH DIVA	6	25.3m	2:12.72	58.08s (0)	29.37s (0)
2 GETINANHANGON	7	28.2m	2:12.92	58.93s (1)	30.48s (1)
6 SEVEN RIPPIN ACES	8	30.5m	2:13.09	58.35s (1)	29.64s (1)

Finish Position and metres gained from 800m



Trots Sectionals
 Powered by
www.pjdata.com.au
 Home of PJ Trots Analyser



The Racing Queensland Board (trading as Racing Queensland) and provider are not responsible for the completeness or accuracy of any of the information contained herein, and makes no representations about its suitability for any purpose.

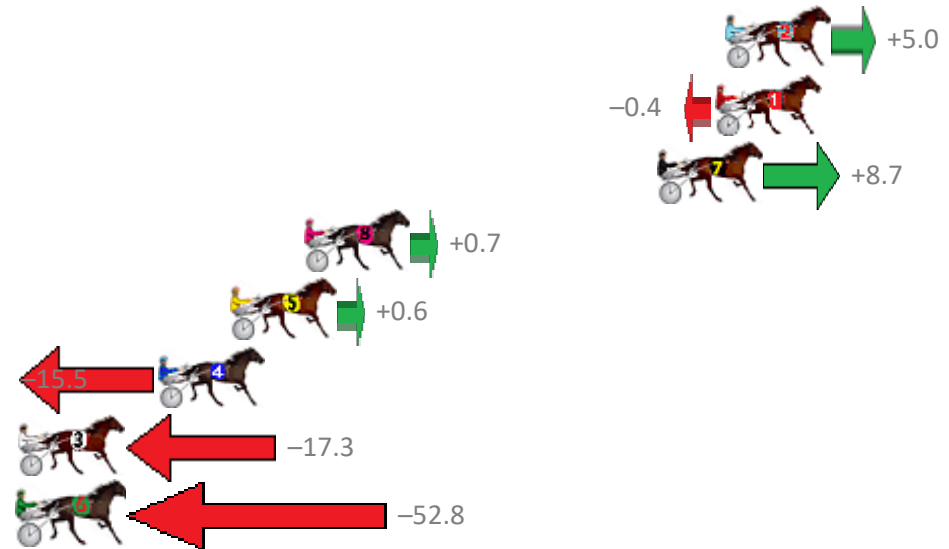
Redcliffe Race 4 Distance 1780m

Friday, 1 June 2018

Gross Time: 2:11.70 MileRate: 1:59.10 LeadTime: 12.40s First Qtr: 30.30s Second Qtr: 30.30s Third Qtr: 28.90s Fourth Qtr: 29.80s

NoHorse	Plc	Margin	Time	800Time (W)	400 Time (W)
2 STATEMENT PLEASE	1	0.0m	2:11.70	58.33s (0)	29.44s (0)
1 DATSGOOD	2	0.4m	2:11.73	58.73s (0)	29.83s (0)
7 GRIZZLY MONTANA	3	2.7m	2:11.90	58.06s (0)	29.17s (0)
8 BARBOO	4	16.7m	2:12.94	58.65s (0)	29.76s (0)
5 MY MAGIC MERLIN	5	19.6m	2:13.16	58.66s (1)	29.92s (2)
4 REGAL ROCK	6	22.5m	2:13.38	59.84s (1)	31.09s (1)
3 ANGELOFSPEED	7	29.5m	2:13.90	59.97s (1)	30.95s (1)
6 MICKS MEMORY	8	77.8m	2:17.50	62.57s (1)	32.93s (1)

Finish Position and metres gained from 800m



Trots Sectionals
 Powered by
www.pjdata.com.au
 Home of PJ Trots Analyser



The Racing Queensland Board (trading as Racing Queensland) and provider are not responsible for the completeness or accuracy of any of the information contained herein, and makes no representations about its suitability for any purpose.

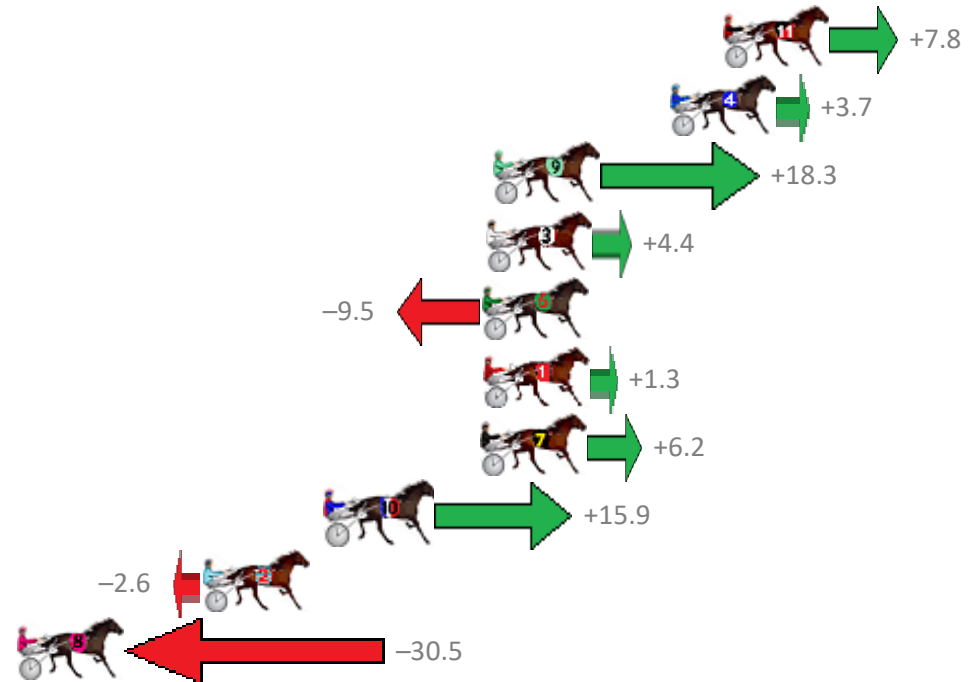
Redcliffe Race 5 Distance 1780m

Friday, 1 June 2018

Gross Time: 2:11.00 MileRate: 1:58.50 LeadTime: 11.60s First Qtr: 28.90s Second Qtr: 30.50s Third Qtr: 30.00s Fourth Qtr: 30.00s

NoHorse	Plc	Margin	Time	800Time (W)	400 Time (W)
11 REGULUS	1	0.0m	2:11.00	59.42s (1)	30.00s (1)
4 ARK ME	2	2.1m	2:11.16	59.72s (0)	29.63s (0)
9 MY ULTIMATE SPORT	3	9.1m	2:11.68	58.63s (1)	29.57s (1)
3 GINATIANO	4	9.4m	2:11.71	59.67s (1)	30.25s (1)
6 JUST WON MORE	5	9.5m	2:11.71	60.71s (0)	30.53s (0)
1 MUCHO GUAPA	6	9.5m	2:11.71	59.90s (0)	29.60s (0)
7 CUPCAKESNWHIPCREA	7	9.6m	2:11.72	59.53s (0)	29.25s (0)
10 ROCKNROLL CLASSIC	8	15.7m	2:12.18	58.81s (1)	30.19s (3)
2 SIGNORINA JUJON	9	20.6m	2:12.54	60.19s (1)	30.72s (2)
8 RIVERBOAT MYRTLE	10	53.3m	2:15.00	62.29s (1)	32.08s (0)

Finish Position and metres gained from 800m



Trots Sectionals
 Powered by
www.pjdata.com.au
 Home of PJ Trots Analyser



The Racing Queensland Board (trading as Racing Queensland) and provider are not responsible for the completeness or accuracy of any of the information contained herein, and makes no representations about its suitability for any purpose.

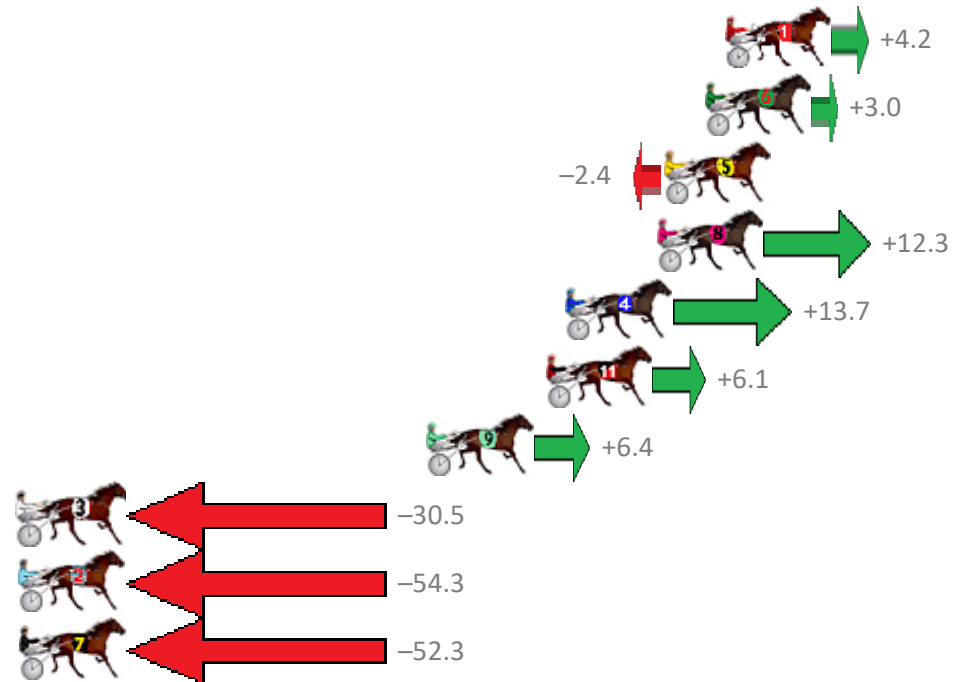
Redcliffe Race 6 Distance 1780m

Friday, 1 June 2018

Gross Time: 2:14.00 MileRate: 2:01.10 LeadTime: 12.20s First Qtr: 29.40s Second Qtr: 30.80s Third Qtr: 30.40s Fourth Qtr: 31.20s

NoHorse	Plc	Margin	Time	800Time (W)	400 Time (W)
1 DE VOYAGE	1	0.0m	2:14.00	61.28s (0)	30.84s (0)
6 HIPSTAR	2	0.8m	2:14.06	61.37s (1)	31.09s (1)
5 SAMS THE BEST	3	2.4m	2:14.19	61.78s (0)	31.39s (0)
8 OUR DOUG	4	2.7m	2:14.21	60.65s (0)	30.02s (1)
4 RICH RUBY RED	5	6.3m	2:14.49	60.55s (0)	29.98s (0)
11 POINT OH FIVE	6	7.1m	2:14.55	61.13s (1)	30.94s (2)
9 LOTS OF LUCK	7	11.8m	2:14.92	61.11s (1)	30.95s (2)
3 DOOLITTLE DAISY	8	39.9m	2:17.11	63.95s (0)	33.36s (0)
2 ZARAS ALL SMILES	9	62.7m	2:18.89	65.78s (1)	35.12s (1)
7 IMPRESSIVE DIAMOND	10	96.5m	2:21.53	65.63s (0)	34.72s (0)

Finish Position and metres gained from 800m



Trots Sectionals
 Powered by
www.pjdata.com.au
 Home of PJ Trots Analyser



The Racing Queensland Board (trading as Racing Queensland) and provider are not responsible for the completeness or accuracy of any of the information contained herein, and makes no representations about its suitability for any purpose.

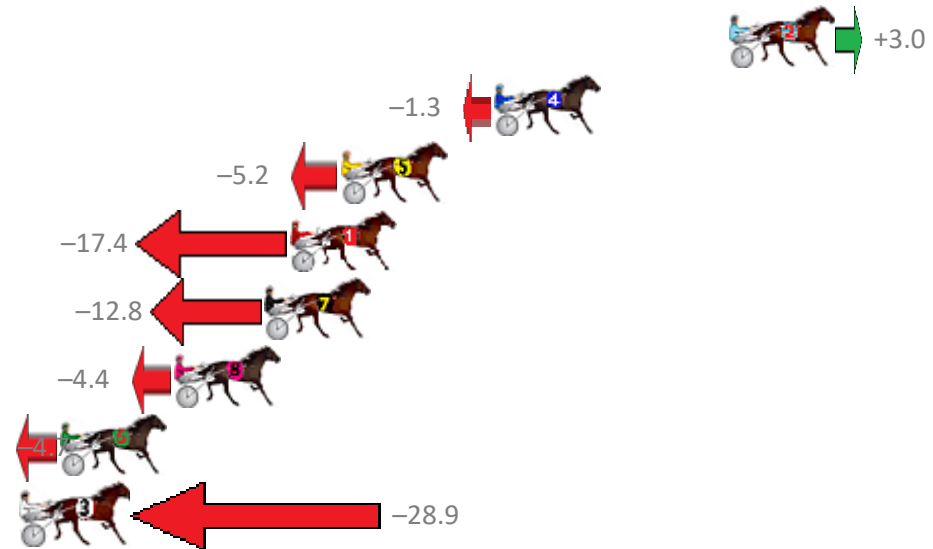
Redcliffe Race 7 Distance 2040m

Friday, 1 June 2018

Gross Time: 2:27.80 MileRate: 1:56.60 LeadTime: 30.80s First Qtr: 29.80s Second Qtr: 29.90s Third Qtr: 28.50s Fourth Qtr: 28.80s

NoHorse	Plc	Margin	Time	800Time (W)	400 Time (W)
2 COLT THIRTY ONE	1	0.0m	2:27.80	57.09s (1)	28.80s (1)
4 AQUA MISS	2	9.3m	2:28.47	57.39s (1)	29.12s (1)
5 RUHTREBO	3	15.4m	2:28.91	57.67s (0)	29.02s (1)
1 MAJORDOIT	4	17.4m	2:29.05	58.55s (0)	29.85s (0)
7 ONLY ONE PROMISE	5	18.4m	2:29.12	58.22s (0)	29.53s (0)
8 PINUP BOY	6	22.0m	2:29.38	57.62s (1)	28.84s (2)
6 ARK PATROL	7	26.5m	2:29.71	57.64s (1)	28.84s (2)
3 GOLD REACTOR	8	41.5m	2:30.79	59.37s (1)	30.54s (1)

Finish Position and metres gained from 800m



Trots Sectionals
 Powered by
www.pjdata.com.au
 Home of PJ Trots Analyser



The Racing Queensland Board (trading as Racing Queensland) and provider are not responsible for the completeness or accuracy of any of the information contained herein, and makes no representations about its suitability for any purpose.

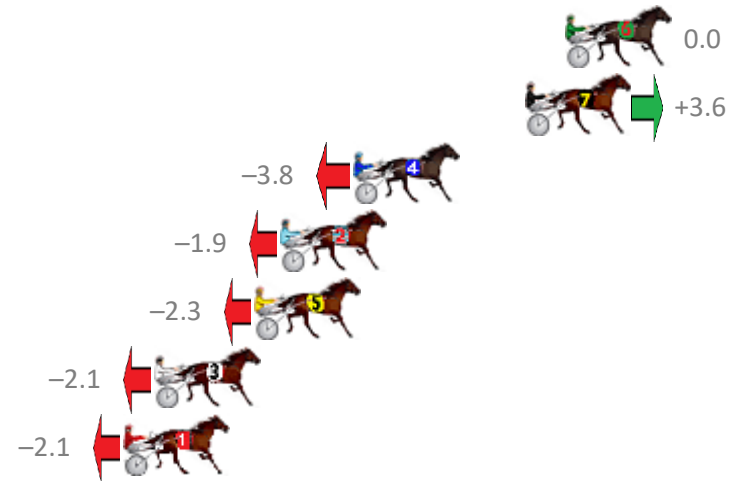
Redcliffe Race 8 Distance 2613m

Friday, 1 June 2018

Gross Time: 3:22.00 MileRate: 2:03.50 LeadTime: 80.10s First Qtr: 31.00s Second Qtr: 26.40s Third Qtr: 33.00s Fourth Qtr: 31.50s

NoHorse	Plc	Margin	Time	800Time (W)	400 Time (W)
6 MISTER GUNSEN	1	0.0m	3:22.00	64.50s (0)	31.50s (0)
7 OUR OVERANOVA	2	1.6m	3:22.13	64.21s (1)	31.33s (1)
4 LANSBURY	3	8.4m	3:22.66	64.81s (0)	31.67s (0)
2 BLUE DON	4	11.3m	3:22.89	64.65s (0)	31.49s (0)
5 OUR DAINTY LADY	5	12.3m	3:22.97	64.69s (1)	31.79s (1)
3 MONORAIL	6	16.3m	3:23.28	64.67s (0)	31.44s (0)
1 SPUD	7	17.5m	3:23.38	64.67s (1)	31.79s (1)

Finish Position and metres gained from 800m



Trots Sectionals
 Powered by
www.pjdata.com.au
 Home of PJ Trots Analyser



The Racing Queensland Board (trading as Racing Queensland) and provider are not responsible for the completeness or accuracy of any of the information contained herein, and makes no representations about its suitability for any purpose.