

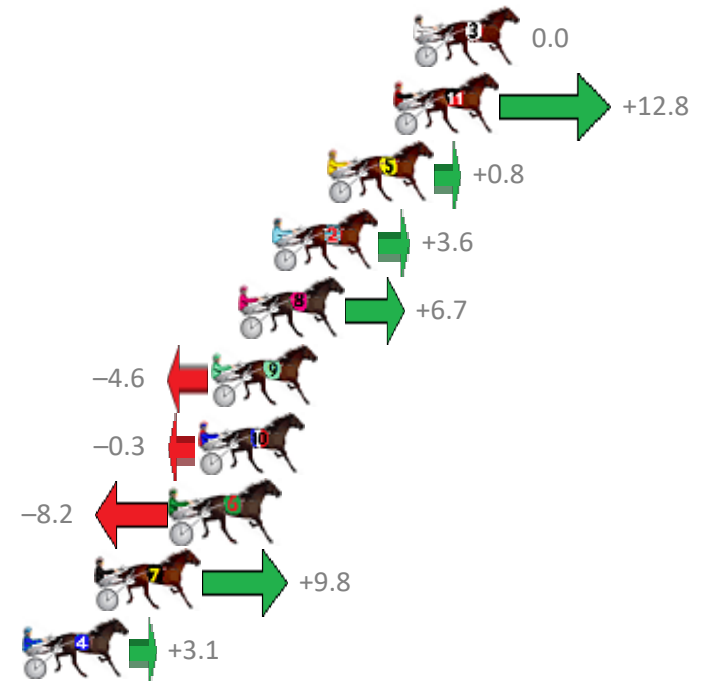
Albion Park Race 1 Distance 1660m

Saturday, 19 May 2018

Gross Time: 1:57.40 MileRate: 1:53.80 LeadTime: 3.50s First Qtr: 28.00s Second Qtr: 29.00s Third Qtr: 28.20s Fourth Qtr: 28.70s

NoHorse	Plc	Margin	Time	800Time (W)	400 Time (W)
3 CROFT BAY	1	0.0m	1:57.40	56.90s (0)	28.70s (0)
11 ANYCHANCE	2	0.8m	1:57.46	55.99s (1)	28.00s (2)
5 EXCEPTIONAL MACH	3	3.4m	1:57.64	56.84s (0)	28.61s (0)
2 STORMFORTHEBOYS	4	5.6m	1:57.80	56.64s (0)	28.31s (0)
8 SPARKLING COLLECT	5	6.9m	1:57.90	56.42s (0)	28.08s (0)
9 FEEL THE FAITH	6	8.0m	1:57.97	57.23s (2)	28.83s (2)
10 CASINO TOMMY	7	8.5m	1:58.01	56.92s (1)	28.79s (1)
6 MURANO	8	9.6m	1:58.09	57.48s (1)	29.23s (1)
7 CHAL FIRE	9	12.6m	1:58.30	56.20s (0)	28.17s (1)
4 BROADWAY PLAYBOY	10	15.5m	1:58.51	56.68s (1)	28.79s (1)

Finish Position and metres gained from 800m



Trots Sectionals
 Powered by
www.pjdata.com.au
 Home of PJ Trots Analyser



The Racing Queensland Board (trading as Racing Queensland) and provider are not responsible for the completeness or accuracy of any of the information contained herein, and makes no representations about its suitability for any purpose.

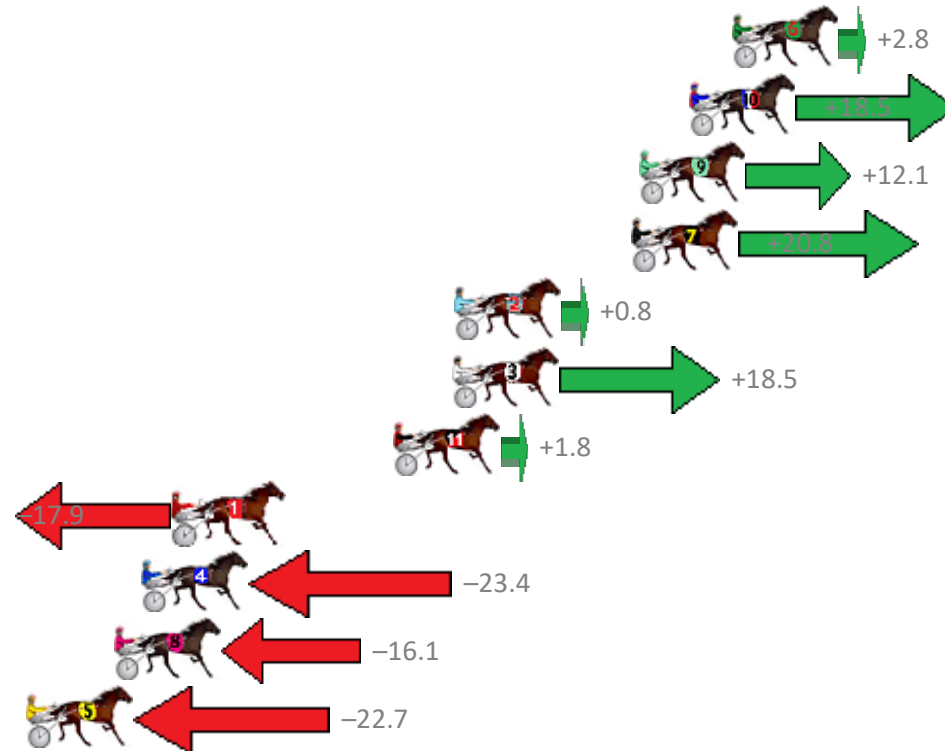
Albion Park Race 2 Distance 1660m

Saturday, 19 May 2018

Gross Time: 1:57.40 MileRate: 1:53.80 LeadTime: 3.50s First Qtr: 27.90s Second Qtr: 29.30s Third Qtr: 28.20s Fourth Qtr: 28.50s

NoHorse	Plc	Margin	Time	800Time (W)	400 Time (W)
6 ROYAL COUNSEL	1	0.0m	1:57.40	56.50s (1)	28.50s (1)
10 CONSTANTLYSIDEWAYS	2	1.7m	1:57.52	55.39s (2)	27.97s (2)
9 BULL MARKET	3	3.7m	1:57.66	55.84s (2)	28.55s (2)
7 IMA GRUMPY POSSUM	4	4.0m	1:57.69	55.23s (2)	27.79s (2)
2 JESTER OH JESTER	5	11.0m	1:58.18	56.64s (1)	28.49s (1)
3 WRITTEN IN RED	6	11.1m	1:58.19	55.39s (1)	28.09s (1)
11 OUTLAW FELLA	7	13.4m	1:58.35	56.57s (0)	28.26s (0)
1 IVE GOTTALIFE	8	22.1m	1:58.97	57.97s (0)	29.53s (0)
4 OUR HI JINX	9	23.4m	1:59.07	58.36s (0)	29.94s (0)
8 POLISHED ROCKS	10	24.5m	1:59.15	57.84s (0)	29.40s (0)
5 KOTARE YORK	11	30.3m	1:59.56	58.31s (1)	30.22s (1)

Finish Position and metres gained from 800m



Trots Sectionals
 Powered by
www.pjdata.com.au
 Home of PJ Trots Analyser



The Racing Queensland Board (trading as Racing Queensland) and provider are not responsible for the completeness or accuracy of any of the information contained herein, and makes no representations about its suitability for any purpose.

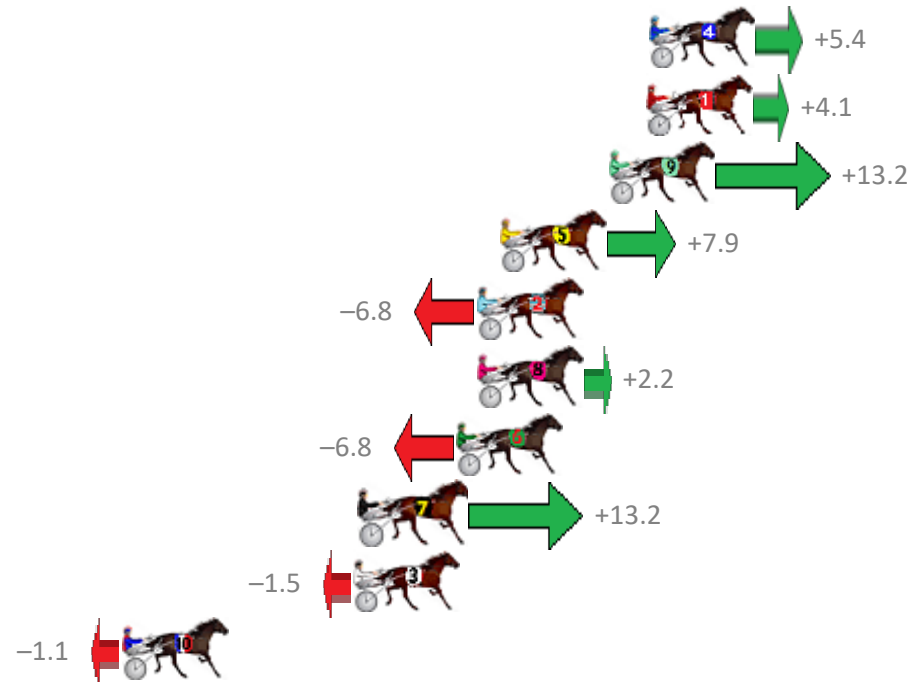
Albion Park Race 3 Distance 2138m

Saturday, 19 May 2018

Gross Time: 2:35.10 MileRate: 1:56.70 LeadTime: 37.40s First Qtr: 31.00s Second Qtr: 29.90s Third Qtr: 28.50s Fourth Qtr: 28.30s

NoHorse	Plc	Margin	Time	800Time (W)	400 Time (W)
4 GET IN THE GROOVE	1	0.0m	2:35.10	56.42s (1)	28.17s (2)
1 OUR MILLWOOD MAIZI	2	0.1m	2:35.11	56.51s (0)	28.01s (0)
9 SAMS A CHAMP	3	1.6m	2:35.21	55.86s (1)	27.96s (2)
5 COMIGAL	4	5.9m	2:35.52	56.24s (0)	27.91s (1)
2 LIKEALLOFUS	5	6.8m	2:35.58	57.28s (0)	28.78s (0)
8 WATTLEBANK FLYER	6	6.8m	2:35.58	56.64s (0)	28.12s (0)
6 LEXUS ON THE BEACH	7	7.6m	2:35.64	57.28s (1)	28.82s (1)
7 TOP TRIO	8	11.4m	2:35.91	55.86s (1)	28.02s (2)
3 JACK HAMMER	9	11.7m	2:35.93	56.91s (1)	28.66s (1)
10 COTTON COLD CANDY	10	20.9m	2:36.58	56.88s (1)	29.00s (2)

Finish Position and metres gained from 800m



Trots Sectionals
 Powered by
www.pjdata.com.au
 Home of PJ Trots Analyser



The Racing Queensland Board (trading as Racing Queensland) and provider are not responsible for the completeness or accuracy of any of the information contained herein, and makes no representations about its suitability for any purpose.

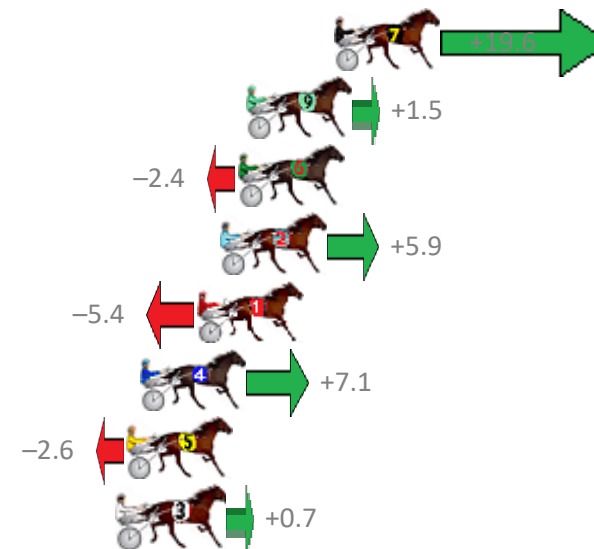
Albion Park Race 4 Distance 1660m

Saturday, 19 May 2018

Gross Time: 2:01.60 MileRate: 1:57.90 LeadTime: 3.40s First Qtr: 29.10s Second Qtr: 32.40s Third Qtr: 28.60s Fourth Qtr: 28.10s

NoHorse	Plc	Margin	Time	800Time (W)	400 Time (W)
7 BATTLE BORN	1	0.0m	2:01.60	55.31s (1)	27.80s (2)
9 ARROKEEFE	2	3.5m	2:01.85	56.59s (0)	27.87s (0)
6 MAGOOGAN	3	3.8m	2:01.87	56.87s (1)	28.30s (1)
2 KARLOO MAC	4	4.5m	2:01.92	56.28s (1)	27.62s (1)
1 SICILIAN SLUMBER	5	5.4m	2:01.98	57.08s (0)	28.38s (0)
4 IMA SEA STORM	6	7.7m	2:02.14	56.20s (1)	28.64s (2)
5 JESSICA AMBER	7	8.2m	2:02.18	56.88s (1)	28.23s (1)
3 LANCELOT BROMAC	8	8.5m	2:02.20	56.65s (0)	27.91s (0)

Finish Position and metres gained from 800m



Trots Sectionals
 Powered by
www.pjdata.com.au
 Home of PJ Trots Analyser



The Racing Queensland Board (trading as Racing Queensland) and provider are not responsible for the completeness or accuracy of any of the information contained herein, and makes no representations about its suitability for any purpose.


Albion Park Race 5 Distance 2647m

Saturday, 19 May 2018

Gross Time: 3:15.10 MileRate: 1:58.60 LeadTime: 77.80s First Qtr: 28.60s Second Qtr: 30.40s Third Qtr: 28.90s Fourth Qtr: 29.40s

NoHorse	Plc	Margin	Time	800Time (W)	400 Time (W)
1 MARKEY OH MARKEY	1	0.0m	3:15.10	58.30s (0)	29.40s (0)
15 ALLELUIA	2	1.7m	3:15.22	57.00s (2)	28.69s (2)
13 JACKAROO BROMAC	3	2.0m	3:15.25	56.71s (2)	28.39s (2)
3 THE SHADY ONE	4	3.2m	3:15.34	57.85s (0)	28.93s (1)
4 INA GREAT PLACE	5	11.0m	3:15.91	57.15s (1)	28.28s (2)
5 MAJOR SCORE	6	11.5m	3:15.95	58.10s (0)	29.16s (0)
11 WATCH PULP FICTION	7	13.5m	3:16.09	57.64s (1)	28.08s (1)
9 IDEAL SCOTT	8	14.8m	3:16.19	59.00s (0)	29.87s (0)
8 BETTABE PERFECT	9	15.5m	3:16.24	57.36s (2)	29.01s (2)
2 GEORGIA GRACE	10	29.9m	3:17.30	59.14s (1)	29.39s (0)
12 MAJESTIC MAJOR	11	43.0m	3:18.26	60.09s (0)	30.74s (0)
7 GANGSTER BOY	12	51.5m	3:18.89	61.02s (1)	30.45s (0)
10 JOYS A BABE	13	84.0m	3:21.27	59.83s (0)	32.12s (0)
14 MACH ALERT	14	136.3m	3:25.12	67.59s (1)	36.63s (1)

Finish Position and metres gained from 800m



Trots Sectionals
 Powered by
www.pjdata.com.au
 Home of PJ Trots Analyser



The Racing Queensland Board (trading as Racing Queensland) and provider are not responsible for the completeness or accuracy of any of the information contained herein, and makes no representations about its suitability for any purpose.



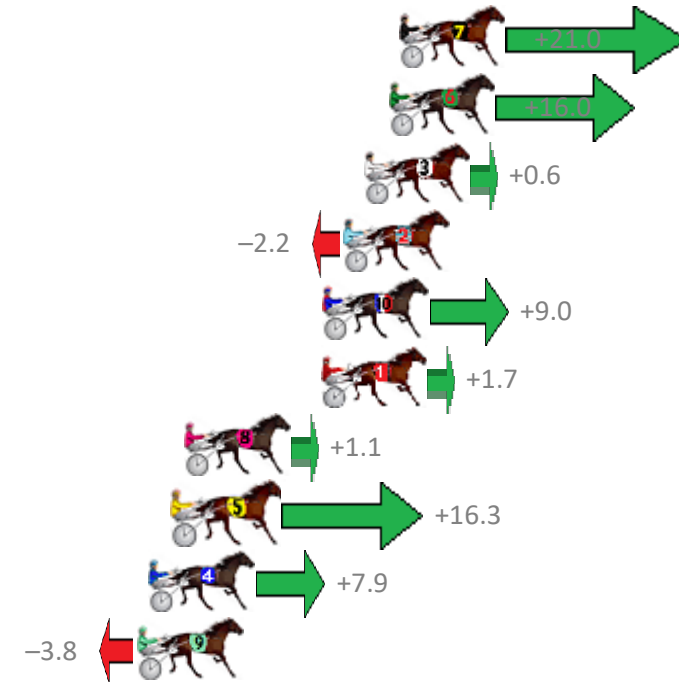
Albion Park Race 6 Distance 1660m

Saturday, 19 May 2018

Gross Time: 1:59.10 MileRate: 1:55.50 LeadTime: 3.50s First Qtr: 28.60s Second Qtr: 29.60s Third Qtr: 28.70s Fourth Qtr: 28.70s

NoHorse	Plc	Margin	Time	800Time (W)	400 Time (W)
7 GRINVIL	1	0.0m	1:59.10	55.89s (1)	27.78s (2)
6 FRANCO TARIQ	2	0.4m	1:59.13	56.25s (1)	28.13s (2)
3 PARISIAN ROCKSTAR	3	1.4m	1:59.20	57.36s (1)	28.77s (1)
2 OASIS DREAM	4	2.2m	1:59.26	57.56s (0)	28.86s (0)
10 GOTTASHOPEARLY	5	3.0m	1:59.32	56.75s (1)	28.64s (2)
1 THE PURITAN	6	3.1m	1:59.32	57.28s (0)	28.59s (0)
8 MONIVAE	7	8.5m	1:59.71	57.32s (0)	28.62s (0)
5 RUATO BAY	8	8.9m	1:59.74	56.23s (1)	28.29s (1)
4 HEZ RAZOR SHARP	9	9.9m	1:59.81	56.83s (0)	28.74s (1)
9 PALE BEAR BOO	10	10.4m	1:59.85	57.67s (1)	29.10s (1)

Finish Position and metres gained from 800m



Trots Sectionals
 Powered by
www.pjdata.com.au
 Home of PJ Trots Analyser



The Racing Queensland Board (trading as Racing Queensland) and provider are not responsible for the completeness or accuracy of any of the information contained herein, and makes no representations about its suitability for any purpose.

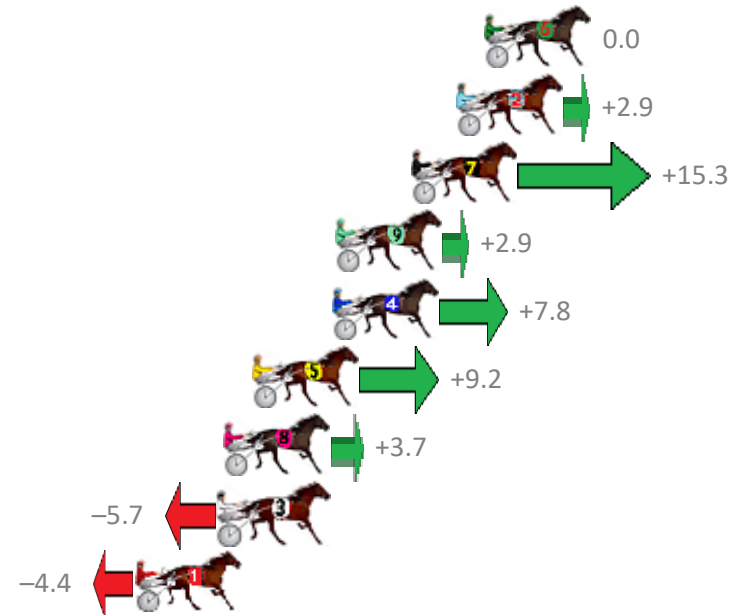
Albion Park Race 7 Distance 1660m

Saturday, 19 May 2018

Gross Time: 1:59.80 MileRate: 1:56.20 LeadTime: 3.50s First Qtr: 27.90s Second Qtr: 30.80s Third Qtr: 28.90s Fourth Qtr: 28.70s

NoHorse	Plc	Margin	Time	800Time (W)	400 Time (W)
6 YANKEE STRUTTER	1	0.0m	1:59.80	57.60s (0)	28.70s (0)
2 FOURS ENUF TAS	2	1.1m	1:59.88	57.39s (1)	28.59s (1)
7 NUI TOC TIEN	3	2.9m	2:00.01	56.50s (1)	27.63s (1)
9 THE PACMAN	4	5.9m	2:00.22	57.39s (1)	28.55s (1)
4 SPEEDIE MCARDLE	5	6.0m	2:00.23	57.04s (1)	28.18s (1)
5 LOMBO RANMILES	6	9.2m	2:00.46	56.94s (0)	27.84s (0)
8 CORPORAL LUNA	7	10.3m	2:00.54	57.33s (0)	28.29s (0)
3 IMA MORVEN LAD	8	10.5m	2:00.55	58.01s (0)	28.98s (0)
1 SWEET AS	9	13.8m	2:00.79	57.92s (0)	28.89s (0)

Finish Position and metres gained from 800m



Trots Sectionals
 Powered by
www.pjdata.com.au
 Home of PJ Trots Analyser



The Racing Queensland Board (trading as Racing Queensland) and provider are not responsible for the completeness or accuracy of any of the information contained herein, and makes no representations about its suitability for any purpose.

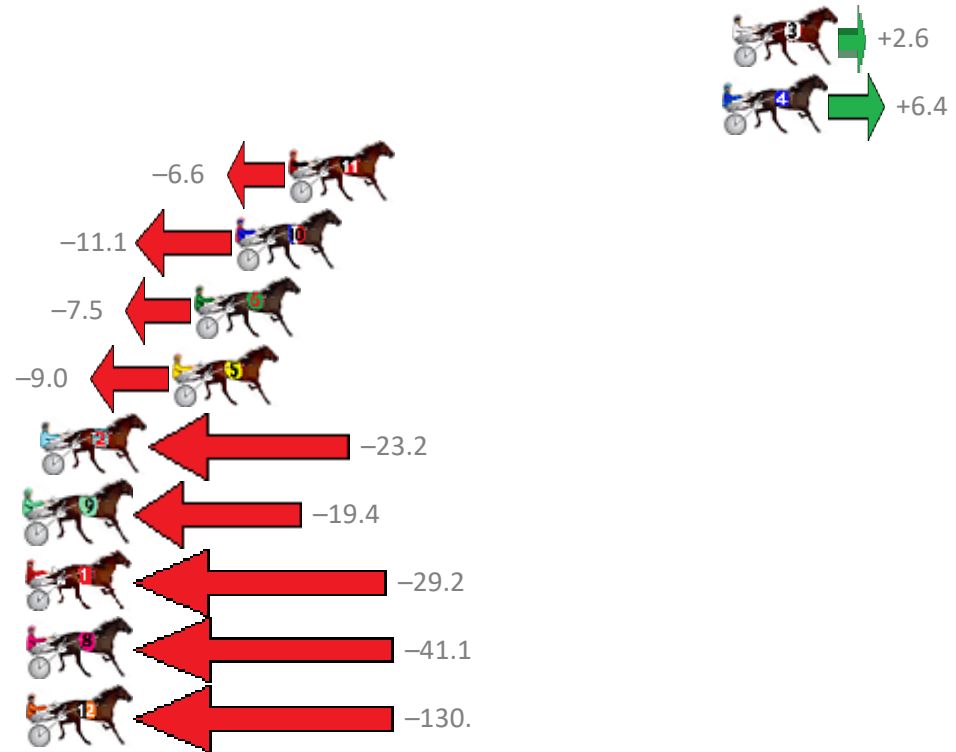
Albion Park Race 8 Distance 2138m

Saturday, 19 May 2018

Gross Time: 2:37.10 MileRate: 1:58.20 LeadTime: 39.30s First Qtr: 31.10s Second Qtr: 30.30s Third Qtr: 28.20s Fourth Qtr: 28.20s

NoHorse	Plc	Margin	Time	800Time (W)	400 Time (W)
3 RIVERLEIGH JEFF	1	0.0m	2:37.10	56.22s (1)	28.20s (0)
4 PSYCHEDELIC	2	0.4m	2:37.13	55.95s (2)	28.12s (1)
11 CALL ME YOURS	3	17.6m	2:38.34	56.87s (2)	28.74s (2)
10 READILY	4	19.7m	2:38.49	57.18s (1)	28.81s (1)
6 RED LUCK	5	21.3m	2:38.60	56.93s (1)	28.57s (2)
5 LEO THE LION	6	22.2m	2:38.67	57.03s (0)	28.31s (1)
2 GHOST GUM	7	27.4m	2:39.03	58.04s (0)	29.23s (0)
9 SIR SEMPER FIDELIS	8	28.2m	2:39.09	57.77s (0)	28.91s (0)
1 OSCARS GLORY	9	29.2m	2:39.16	58.46s (0)	29.68s (0)
8 WEEDONS EXPRESS	10	56.3m	2:41.07	59.30s (2)	30.58s (2)
12 SIR REGAL DELIGHT	11	210.5m	2:51.94	65.60s (0)	32.47s (0)

Finish Position and metres gained from 800m



Trots Sectionals
 Powered by
www.pjdata.com.au
 Home of PJ Trots Analyser



The Racing Queensland Board (trading as Racing Queensland) and provider are not responsible for the completeness or accuracy of any of the information contained herein, and makes no representations about its suitability for any purpose.

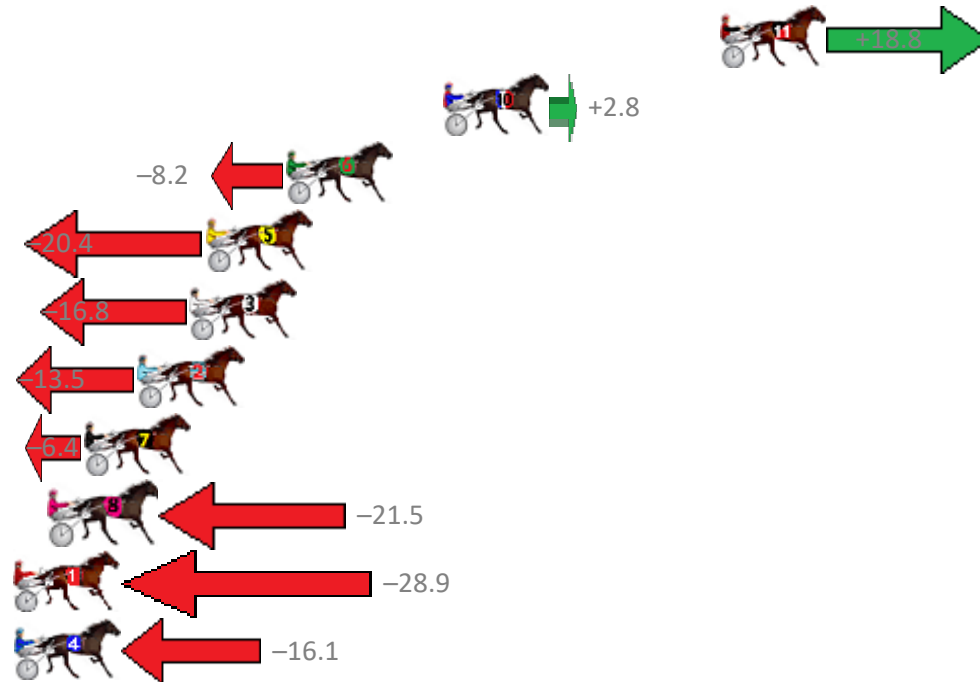
Albion Park Race 9 Distance 1660m

Saturday, 19 May 2018

Gross Time: 1:58.40 MileRate: 1:54.80 LeadTime: 3.50s First Qtr: 27.50s Second Qtr: 30.00s Third Qtr: 29.10s Fourth Qtr: 28.30s

NoHorse	Plc	Margin	Time	800Time (W)	400 Time (W)
11 ELENIARK	1	0.0m	1:58.40	56.05s (1)	27.96s (2)
10 NOVENA ROSE	2	11.0m	1:59.18	57.20s (1)	29.06s (2)
6 EVELYN JAY	3	17.2m	1:59.62	57.99s (1)	28.72s (1)
5 SLIPPERY JADE	4	20.4m	1:59.84	58.86s (1)	29.74s (1)
3 MISS CATALINA	5	21.0m	1:59.89	58.61s (1)	29.40s (1)
2 ALWAYS A JEWEL	6	23.1m	2:00.03	58.37s (0)	29.17s (0)
7 ONE TO TANGO	7	25.2m	2:00.18	57.86s (0)	28.78s (1)
8 HEAVENS HINT	8	26.5m	2:00.27	58.94s (0)	29.72s (0)
1 KATNISS	9	29.5m	2:00.49	59.47s (0)	30.34s (0)
4 IRISHTOWN BABE	10	30.3m	2:00.54	58.56s (0)	29.28s (0)

Finish Position and metres gained from 800m



Trots Sectionals
 Powered by
www.pjdata.com.au
 Home of PJ Trots Analyser



The Racing Queensland Board (trading as Racing Queensland) and provider are not responsible for the completeness or accuracy of any of the information contained herein, and makes no representations about its suitability for any purpose.