

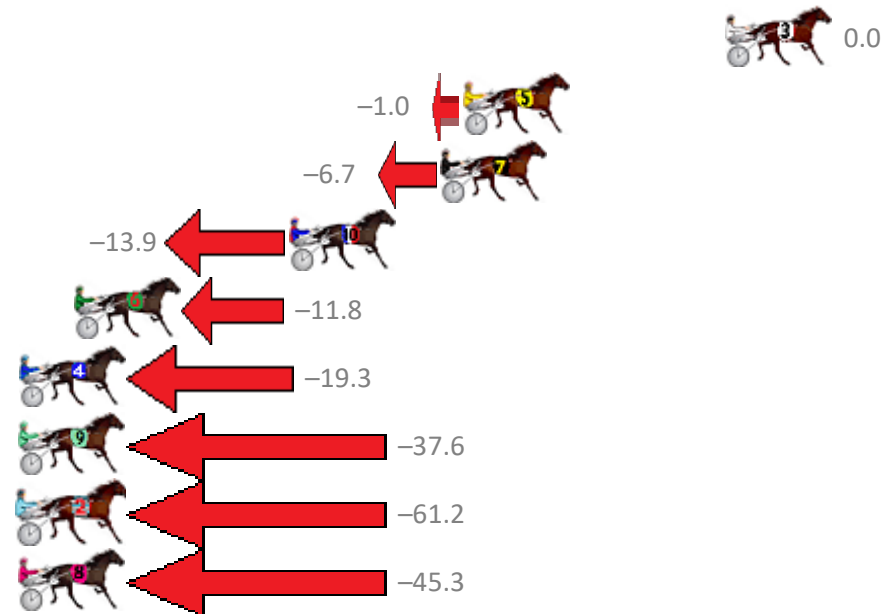
Albion Park Race 1 Distance 2138m

Thursday, 17 May 2018

Gross Time: 2:45.20 MileRate: 2:02.60 LeadTime: 43.90s First Qtr: 31.90s Second Qtr: 31.00s Third Qtr: 28.50s Fourth Qtr: 29.90s

NoHorse	Plc	Margin	Time	800Time (W)	400 Time (W)
3 JUSTABILIKEMUM	1	0.0m	2:45.20	58.40s (0)	29.90s (0)
5 DOWN UNDER RORS	2	10.4m	2:45.98	58.47s (0)	29.78s (0)
7 ASTRAL RULER	3	11.3m	2:46.04	58.89s (0)	30.25s (0)
10 JUSTABITCOCO	4	17.3m	2:46.49	59.41s (1)	30.30s (1)
6 EL SWAVO	5	25.8m	2:47.13	59.26s (2)	31.32s (2)
4 SOMEONES SINGING	6	29.7m	2:47.42	59.81s (1)	30.73s (1)
9 STONED AGAIN	7	43.8m	2:48.47	61.14s (2)	32.68s (1)
2 HAVANA MAGIC	8	92.4m	2:52.11	62.87s (0)	33.59s (0)
8 NORTHERN MUSCLE	9	130.3m	2:54.94	61.71s (0)	34.78s (0)

Finish Position and metres gained from 800m



Trots Sectionals
 Powered by
www.pjdata.com.au
 Home of PJ Trots Analyser



The Racing Queensland Board (trading as Racing Queensland) and provider are not responsible for the completeness or accuracy of any of the information contained herein, and makes no representations about its suitability for any purpose.

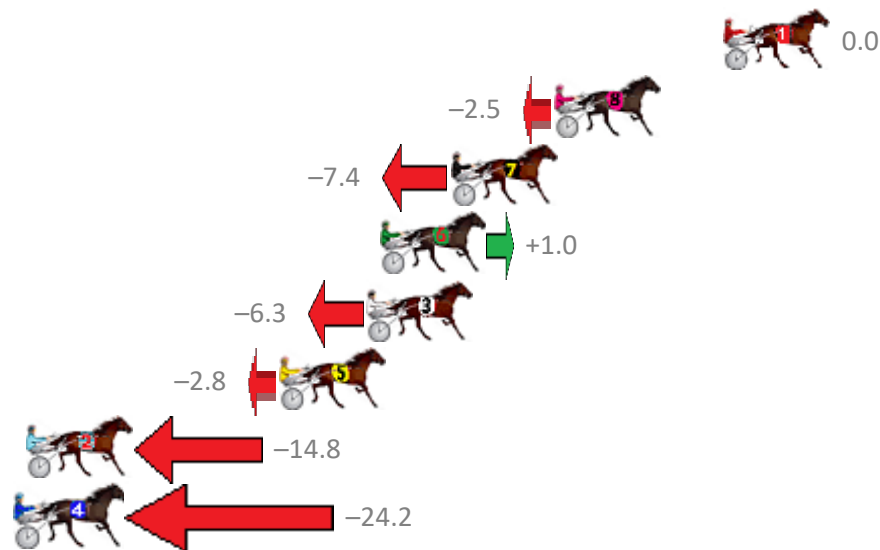
Albion Park Race 2 Distance 1660m

Thursday, 17 May 2018

Gross Time: 1:59.50 MileRate: 1:55.90 LeadTime: 3.60s First Qtr: 29.30s Second Qtr: 30.40s Third Qtr: 28.20s Fourth Qtr: 28.00s

NoHorse	Plc	Margin	Time	800Time (W)	400 Time (W)
1 JUSTALITTLE TORQUE	1	0.0m	1:59.50	56.20s (0)	28.00s (0)
8 SNAKES N LADDERS	2	6.7m	1:59.97	56.38s (0)	28.15s (0)
7 WHERE'S THE SPIRIT	3	10.8m	2:00.26	56.72s (1)	28.49s (1)
6 HEADWIN	4	13.6m	2:00.45	56.13s (0)	27.93s (1)
3 DARBY BRIGHTS	5	14.1m	2:00.49	56.64s (1)	28.36s (1)
5 MINI MIRACLE	6	17.6m	2:00.73	56.40s (2)	28.73s (2)
2 NOTMUCHUPTOP	7	27.6m	2:01.43	57.24s (1)	28.85s (2)
4 BEEF CITY BLAZE	8	33.4m	2:01.84	57.90s (0)	29.60s (0)

Finish Position and metres gained from 800m



Trots Sectionals
 Powered by
www.pjdata.com.au
 Home of PJ Trots Analyser



The Racing Queensland Board (trading as Racing Queensland) and provider are not responsible for the completeness or accuracy of any of the information contained herein, and makes no representations about its suitability for any purpose.

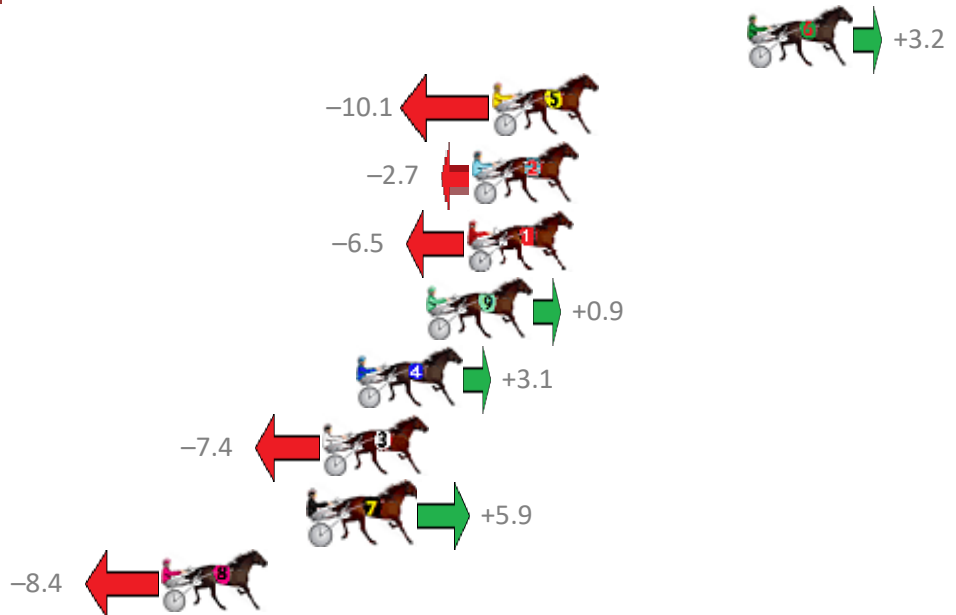
Albion Park Race 3 Distance 1660m

Thursday, 17 May 2018

Gross Time: 1:59.60 MileRate: 1:55.90 LeadTime: 3.70s First Qtr: 27.70s Second Qtr: 31.90s Third Qtr: 28.50s Fourth Qtr: 27.80s

NoHorse	Plc	Margin	Time	800Time (W)	400 Time (W)
6 SOMWHEREOVARAINB	1	0.0m	1:59.60	56.07s (1)	27.74s (1)
5 ANN MATTGREGOR	2	10.1m	2:00.30	57.01s (0)	28.50s (0)
2 MATRON JUJON	3	10.9m	2:00.36	56.49s (1)	28.00s (1)
1 STYLISH FEELING	4	11.1m	2:00.37	56.76s (0)	28.21s (0)
9 PHOTOZEN	5	12.7m	2:00.48	56.24s (1)	28.42s (2)
4 MAYTHEHORSEBWITHU	6	15.5m	2:00.68	56.08s (1)	28.28s (2)
3 ONYA DOUG	7	16.8m	2:00.77	56.82s (0)	28.26s (0)
7 BETTING BARON	8	17.3m	2:00.80	55.88s (1)	28.07s (2)
8 SHAKEITUP	9	23.2m	2:01.21	56.89s (0)	28.44s (1)

Finish Position and metres gained from 800m



Trots Sectionals
 Powered by
www.pjdata.com.au
 Home of PJ Trots Analyser



The Racing Queensland Board (trading as Racing Queensland) and provider are not responsible for the completeness or accuracy of any of the information contained herein, and makes no representations about its suitability for any purpose.

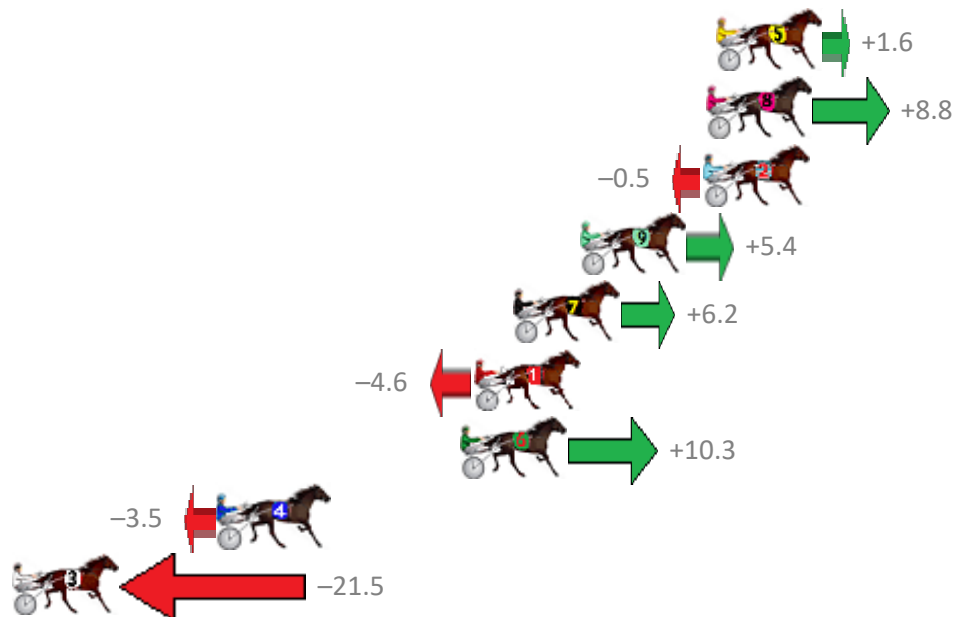
Albion Park Race 4 Distance 2138m

Thursday, 17 May 2018

Gross Time: 2:41.30 MileRate: 2:01.40 LeadTime: 39.40s First Qtr: 32.30s Second Qtr: 31.30s Third Qtr: 28.90s Fourth Qtr: 29.40s

NoHorse	Plc	Margin	Time	800Time (W)	400 Time (W)
5 ITS ALL TORQUE	1	0.0m	2:41.30	58.18s (1)	29.40s (1)
8 FLASHING GOOD TIME	2	0.4m	2:41.33	57.66s (0)	28.55s (0)
2 LYNCHMAN	3	0.5m	2:41.34	58.34s (0)	29.44s (0)
9 LEVI JADE	4	5.4m	2:41.70	57.91s (1)	28.93s (2)
7 CONNIE MATTGREGOR	5	8.0m	2:41.89	57.85s (0)	29.06s (1)
1 WHAT A FLIGHT	6	9.6m	2:42.01	58.64s (0)	29.59s (0)
6 REDDY FIRE	7	10.1m	2:42.04	57.55s (1)	29.63s (2)
4 MANY DELIGHTS	8	19.7m	2:42.75	58.56s (1)	29.52s (2)
3 ARMBROS LAD	9	27.9m	2:43.35	59.87s (1)	30.92s (1)

Finish Position and metres gained from 800m



Trots Sectionals
 Powered by
www.pjdata.com.au
 Home of PJ Trots Analyser



The Racing Queensland Board (trading as Racing Queensland) and provider are not responsible for the completeness or accuracy of any of the information contained herein, and makes no representations about its suitability for any purpose.


Albion Park Race 5 Distance 2138m

Thursday, 17 May 2018

Gross Time: 2:35.50 MileRate: 1:57.10 LeadTime: 37.50s First Qtr: 29.70s Second Qtr: 30.80s Third Qtr: 28.00s Fourth Qtr: 29.50s

NoHorse	Plc	Margin	Time	800Time (W)	400 Time (W)
9 INVINCIBLE LOXTON	1	0.0m	2:35.50	56.71s (2)	29.40s (2)
7 MY MASTERCRAFTSMA	2	0.4m	2:35.53	56.29s (1)	28.42s (1)
4 MACHEASY	3	0.5m	2:35.54	57.54s (0)	29.54s (0)
5 OYSTER STRIDE	4	2.1m	2:35.65	57.62s (1)	29.37s (1)
8 CELTIC CRUZA	5	11.5m	2:36.35	57.67s (0)	29.46s (0)
6 POMPIDOU	6	13.2m	2:36.47	57.27s (2)	29.44s (2)
3 VADER	7	13.2m	2:36.47	58.03s (1)	29.82s (2)
1 PLATINUM ART	8	15.0m	2:36.61	58.26s (0)	30.08s (0)
2 LISAS LAWYER	9	81.2m	2:41.49	62.55s (1)	33.67s (1)

Finish Position and metres gained from 800m



Trots Sectionals
 Powered by
www.pjdata.com.au
 Home of PJ Trots Analyser




The Racing Queensland Board (trading as Racing Queensland) and provider are not responsible for the completeness or accuracy of any of the information contained herein, and makes no representations about its suitability for any purpose.

Albion Park Race 6 Distance 2138m

Thursday, 17 May 2018

Gross Time: 2:36.10 MileRate: 1:57.50 LeadTime: 38.40s First Qtr: 30.20s Second Qtr: 30.50s Third Qtr: 28.20s Fourth Qtr: 28.80s

NoHorse	Plc	Margin	Time	800Time (W)	400 Time (W)
10 GRINVIL	1	0.0m	2:36.10	55.92s (2)	28.50s (2)
2 WHISKEY BLAZE	2	1.2m	2:36.19	57.09s (0)	28.89s (0)
1 COMIGAL	3	1.3m	2:36.19	56.79s (0)	28.59s (0)
7 SUBTLE DELIGHT	4	1.7m	2:36.22	55.33s (2)	27.94s (2)
6 LENNY THE LEGEND	5	1.9m	2:36.24	55.70s (2)	28.27s (2)
8 IOWNATURBO	6	4.3m	2:36.41	56.68s (0)	28.50s (0)
9 ROCK WITH SAM	7	4.5m	2:36.42	56.82s (1)	28.71s (1)
5 HE GETS IT	8	6.7m	2:36.58	57.31s (1)	29.17s (1)
3 ASHLEYS ANGEL	9	11.5m	2:36.93	55.64s (2)	27.99s (1)
4 PUNTERS DELIGHT	10	13.5m	2:37.07	57.12s (1)	29.02s (1)













Trots Sectionals
 Powered by
www.pjdata.com.au
 Home of PJ Trots Analyser

The Racing Queensland Board (trading as Racing Queensland) and provider are not responsible for the completeness or accuracy of any of the information contained herein, and makes no representations about its suitability for any purpose.

Albion Park Race 7 Distance 1660m

Thursday, 17 May 2018

Gross Time: 1:57.20 MileRate: 1:53.60 LeadTime: 3.40s First Qtr: 27.70s Second Qtr: 30.40s Third Qtr: 27.90s Fourth Qtr: 27.80s

NoHorse	Plc	Margin	Time	800Time (W)	400 Time (W)		Finish Position and metres gained from 800m
3 ARGYLE BEACH	1	0.0m	1:57.20	55.70s (0)	27.80s (0)		 0.0
5 NONE BETTOR	2	11.1m	1:57.97	56.35s (1)	28.43s (1)		-9.3 
2 BONNIE JUJON	3	30.9m	1:59.35	57.04s (1)	29.04s (1)		-19.3
4 JANUARY	4	31.5m	1:59.39	57.43s (1)	29.49s (1)		-24.9
7 HEY PORSHA	4	31.5m	1:59.39	56.03s (1)	28.88s (2)		-4.4
1 JANIES GOT A GUN	6	34.0m	1:59.56	57.73s (0)	29.68s (0)		-29.2
9 CALVERT HOT SHOT	7	34.8m	1:59.62	57.01s (1)	28.94s (1)		-18.8
10 FALCON VISTA	8	34.9m	1:59.63	57.17s (0)	28.89s (0)		-21.1
8 ANNAS BEST	9	38.3m	1:59.86	57.74s (0)	29.53s (0)		-29.3
6 DIABOLO STAR	10	40.3m	2:00.00	57.02s (1)	28.99s (1)		-18.9



Trots Sectionals
 Powered by
www.pjdata.com.au
 Home of PJ Trots Analyser



The Racing Queensland Board (trading as Racing Queensland) and provider are not responsible for the completeness or accuracy of any of the information contained herein, and makes no representations about its suitability for any purpose.

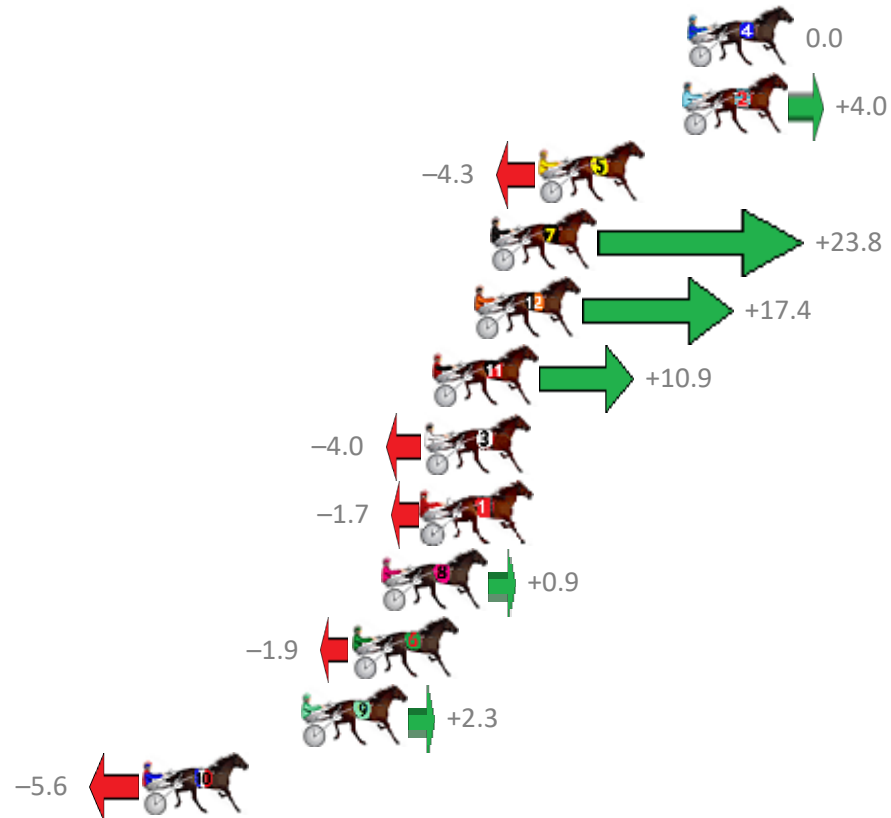
Albion Park Race 8 Distance 1660m

Thursday, 17 May 2018

Gross Time: 2:00.00 MileRate: 1:56.30 LeadTime: 3.50s First Qtr: 27.40s Second Qtr: 31.50s Third Qtr: 28.40s Fourth Qtr: 29.20s

NoHorse	Plc	Margin	Time	800Time (W)	400 Time (W)
4 ROCKNROLL MUSIC	1	0.0m	2:00.00	57.60s (0)	29.20s (0)
2 FRENCH GLOBE	2	0.2m	2:00.01	57.31s (0)	28.89s (0)
5 YANKEE STRUTTER	3	5.9m	2:00.43	57.91s (1)	29.54s (1)
7 MASTER DIP	4	7.8m	2:00.57	55.89s (1)	28.47s (2)
12 MISTER ELEGANT	5	8.4m	2:00.61	56.35s (1)	28.85s (2)
11 THERESACHANCE	6	10.1m	2:00.74	56.82s (1)	29.41s (2)
3 RED LUCK	7	10.4m	2:00.76	57.89s (1)	29.52s (1)
1 JUDAH BEN HUR	8	10.5m	2:00.77	57.72s (0)	29.31s (0)
8 SMILING ARMADA	9	12.1m	2:00.88	57.54s (0)	29.09s (0)
6 RIVERLEIGH WILLIAM	10	13.3m	2:00.97	57.74s (1)	29.37s (1)
9 FUJ FUJ	11	15.3m	2:01.12	57.43s (0)	28.97s (0)
10 MAJOR STRIKE	12	21.6m	2:01.58	58.00s (1)	29.54s (1)

Finish Position and metres gained from 800m



Trots Sectionals
 Powered by
www.pjdata.com.au
 Home of PJ Trots Analyser



The Racing Queensland Board (trading as Racing Queensland) and provider are not responsible for the completeness or accuracy of any of the information contained herein, and makes no representations about its suitability for any purpose.

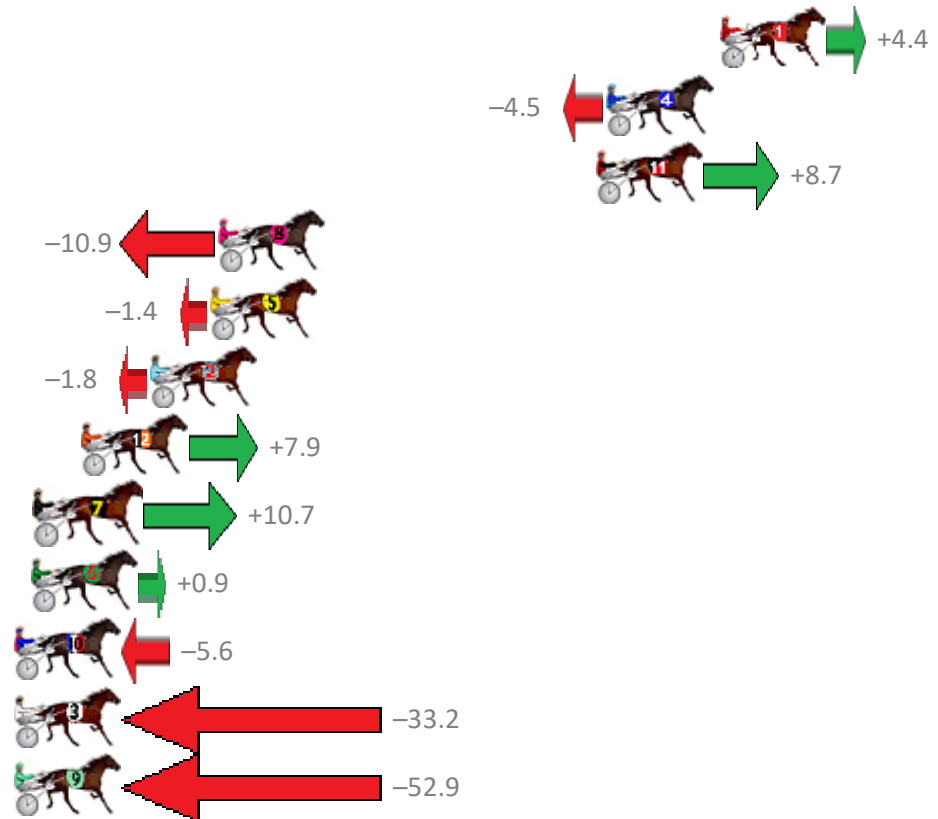
Albion Park Race 9 Distance 2138m

Thursday, 17 May 2018

Gross Time: 2:34.10 MileRate: 1:56.00 LeadTime: 37.50s First Qtr: 28.90s Second Qtr: 30.10s Third Qtr: 28.80s Fourth Qtr: 28.80s

NoHorse	Plc	Margin	Time	800Time (W)	400 Time (W)
1 MAJOR KIWI	1	0.0m	2:34.10	57.28s (0)	28.48s (1)
4 SECRET SMILE	2	4.5m	2:34.42	57.92s (0)	29.12s (0)
11 MONARKMAC	3	4.9m	2:34.45	56.97s (0)	28.38s (0)
8 CHEAP TINT	4	19.9m	2:35.53	58.38s (0)	29.57s (1)
5 EPIRUS BOY	5	20.2m	2:35.55	57.70s (0)	28.96s (0)
2 LONG ROAD TO FAME	6	22.6m	2:35.73	57.73s (1)	28.79s (0)
12 COMPLY OR DIE	7	25.3m	2:35.92	57.03s (2)	29.34s (2)
7 DUKE JUJON	8	27.1m	2:36.05	56.83s (2)	29.14s (2)
6 STIRLING WILLIAM	9	27.3m	2:36.07	57.54s (2)	30.16s (2)
10 RAESAWINNER	10	31.0m	2:36.33	58.00s (1)	29.03s (2)
3 HORACE FOXLEY	11	49.6m	2:37.67	59.99s (1)	30.66s (1)
9 SHAREAPASSION	12	62.5m	2:38.60	61.41s (1)	32.00s (1)

Finish Position and metres gained from 800m



Trots Sectionals
 Powered by
www.pjdata.com.au
 Home of PJ Trots Analyser



The Racing Queensland Board (trading as Racing Queensland) and provider are not responsible for the completeness or accuracy of any of the information contained herein, and makes no representations about its suitability for any purpose.