

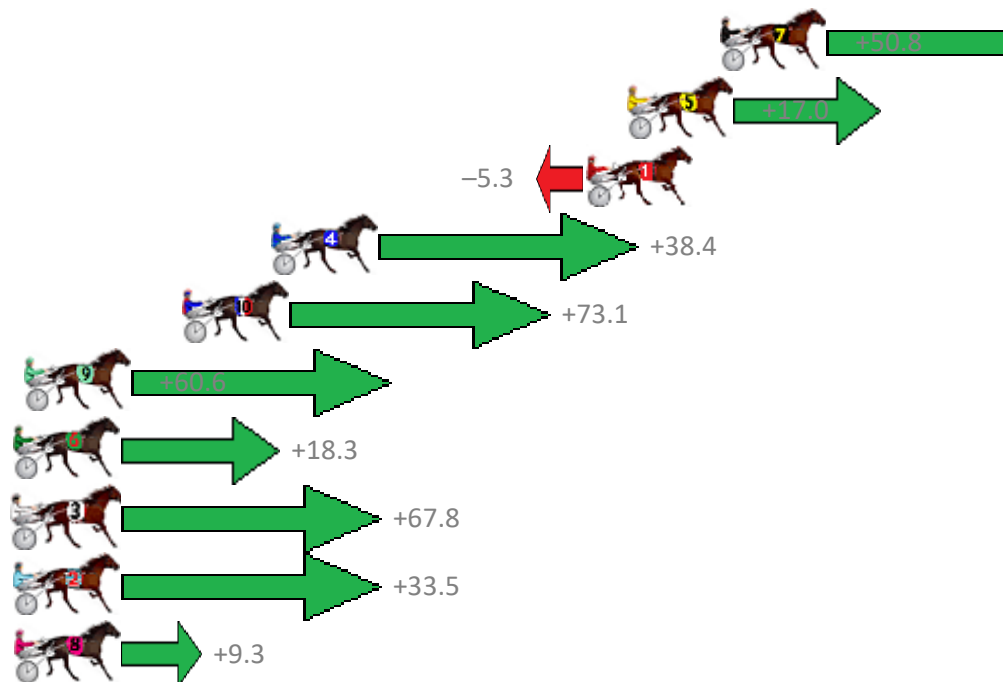
Albion Park Race 1 Distance 2138m

Friday, 11 May 2018

Gross Time: 2:46.50 MileRate: 2:03.00 LeadTime: 40.90s First Qtr: 30.70s Second Qtr: 30.20s Third Qtr: 32.70s Fourth Qtr: 32.00s

NoHorse	Plc	Margin	Time	800Time (W)	400 Time (W)
7 SOUTHERN ALPS	1	0.0m	2:46.50	60.59s (1)	31.02s (0)
5 JUSTABILIKEMUM	2	3.7m	2:46.80	63.33s (0)	31.86s (0)
1 MY PRECIOUS YANKEE	3	5.3m	2:46.92	65.13s (0)	32.42s (0)
4 SOMEONES SINGING	4	17.8m	2:47.92	61.59s (0)	30.59s (1)
10 JUSTABITCOCO	5	21.3m	2:48.20	58.79s (0)	29.74s (1)
9 ZAIRE DIVA	6	27.6m	2:48.71	59.80s (1)	29.68s (1)
6 MOSQUITO SPUR	7	31.7m	2:49.04	63.22s (0)	32.02s (0)
3 DOWN UNDER RORS	8	32.2m	2:49.08	59.22s (0)	30.66s (0)
2 HAVANA MAGIC	9	42.5m	2:49.90	61.99s (0)	31.85s (1)
8 GO AHEAD MAKEMYDA	10	47.5m	2:50.30	63.95s (1)	32.31s (0)

Finish Position and metres gained from 800m



Trots Sectionals
 Powered by
www.pjdata.com.au
 Home of PJ Trots Analyser



The Racing Queensland Board (trading as Racing Queensland) and provider are not responsible for the completeness or accuracy of any of the information contained herein, and makes no representations about its suitability for any purpose.

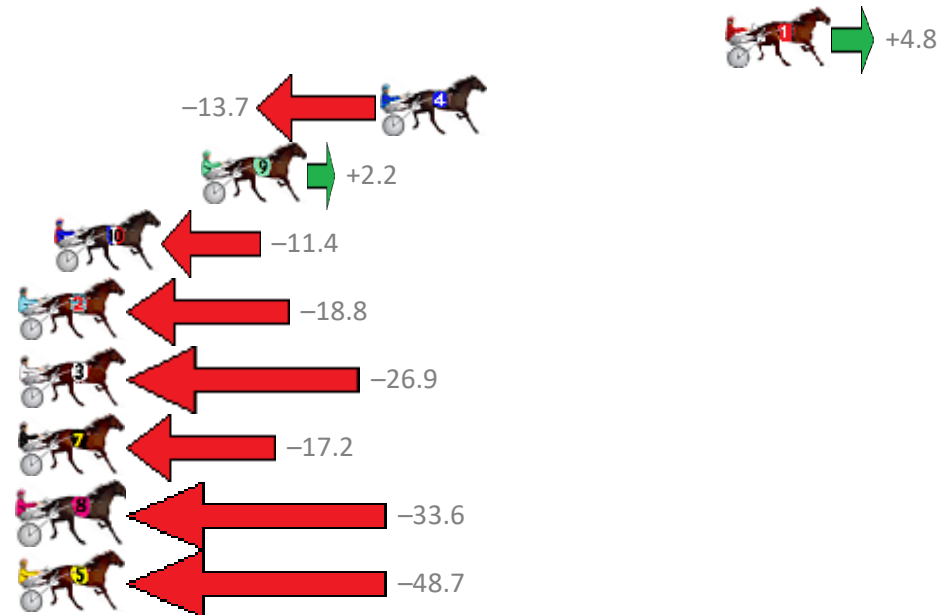
Albion Park Race 2 Distance 1660m

Friday, 11 May 2018

Gross Time: 2:01.70 MileRate: 1:58.00 LeadTime: 3.60s First Qtr: 29.50s Second Qtr: 29.50s Third Qtr: 30.10s Fourth Qtr: 29.00s

NoHorse	Plc	Margin	Time	800Time (W)	400 Time (W)
1 GOLD REACTOR	1	0.0m	2:01.70	58.75s (0)	28.70s (0)
4 BETTERTHAN TORQUE	2	13.7m	2:02.69	60.11s (0)	29.99s (0)
9 MICKEE CULLEN	3	20.8m	2:03.21	58.94s (1)	29.62s (2)
10 BEEF CITY BLAZE	4	26.6m	2:03.63	59.94s (0)	29.83s (0)
2 MICKS MEMORY	5	36.2m	2:04.32	60.49s (1)	30.41s (2)
3 NAUGHTYINHEAVEN	6	38.7m	2:04.51	61.09s (1)	30.91s (1)
7 IFYOUBELIEVE	7	41.8m	2:04.73	60.37s (0)	30.58s (0)
8 BILLY CLUBFOOT	8	43.6m	2:04.86	61.58s (0)	31.38s (0)
5 THANKHEAVNFORGIRLS	9	54.1m	2:05.62	62.70s (1)	32.34s (1)

Finish Position and metres gained from 800m



Trots Sectionals
 Powered by
www.pjdata.com.au
 Home of PJ Trots Analyser



The Racing Queensland Board (trading as Racing Queensland) and provider are not responsible for the completeness or accuracy of any of the information contained herein, and makes no representations about its suitability for any purpose.

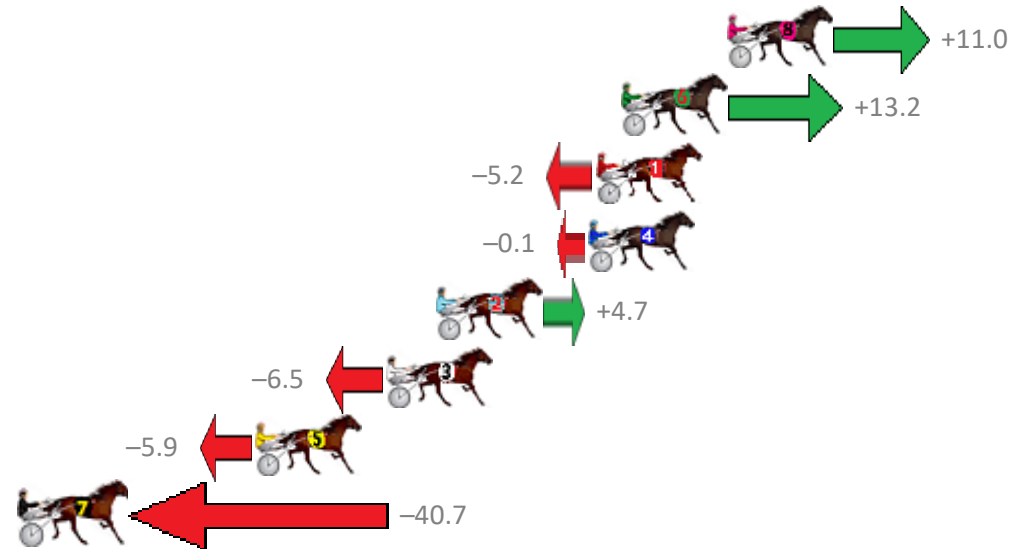
Albion Park Race 3 Distance 2138m

Friday, 11 May 2018

Gross Time: 2:38.50 MileRate: 1:58.20 LeadTime: 42.00s First Qtr: 30.00s Second Qtr: 29.00s Third Qtr: 29.00s Fourth Qtr: 28.50s

NoHorse	Plc	Margin	Time	800Time (W)	400 Time (W)
8 ALLELUIA	1	0.0m	2:38.50	56.71s (0)	27.77s (0)
6 IDEAL SCOTT	2	4.2m	2:38.80	56.55s (1)	28.47s (2)
1 INA GREAT PLACE	3	5.2m	2:38.87	57.87s (0)	28.87s (0)
4 GEORGIA GRACE	4	5.5m	2:38.89	57.51s (0)	28.55s (0)
2 GRINVIL	5	11.5m	2:39.32	57.16s (0)	28.32s (1)
3 CASINO TOMMY	6	13.5m	2:39.46	57.97s (1)	28.76s (2)
5 WESTERN BLAZE	7	18.7m	2:39.83	57.92s (1)	28.99s (3)
7 CATCHA LEFTY	8	42.5m	2:41.53	60.43s (1)	31.13s (1)

Finish Position and metres gained from 800m



Trots Sectionals
 Powered by
www.pjdata.com.au
 Home of PJ Trots Analyser



The Racing Queensland Board (trading as Racing Queensland) and provider are not responsible for the completeness or accuracy of any of the information contained herein, and makes no representations about its suitability for any purpose.

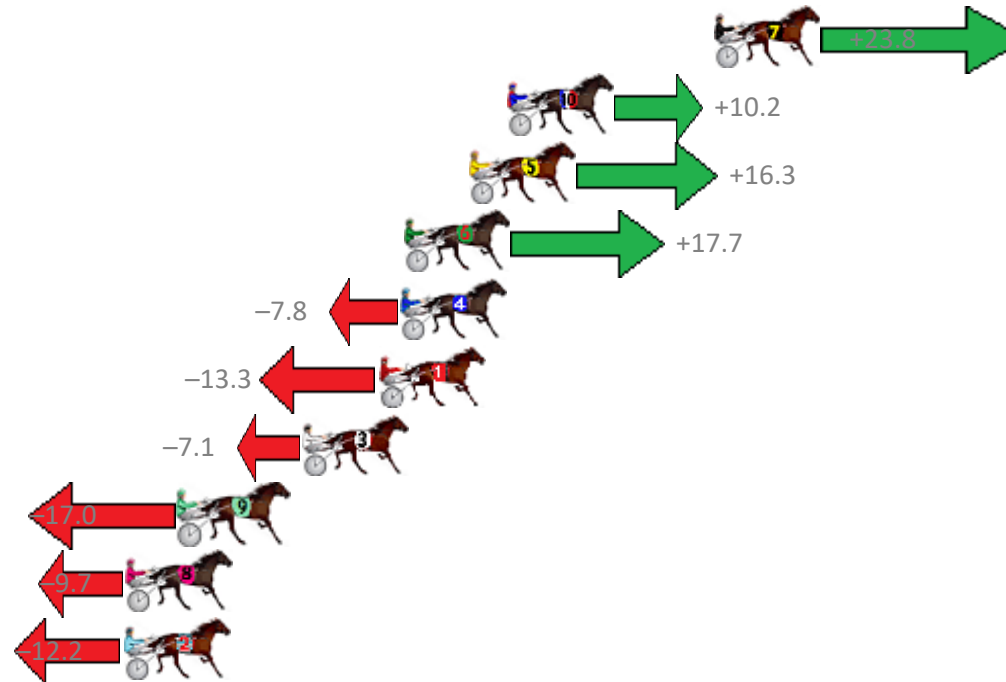
Albion Park Race 4 Distance 1660m

Friday, 11 May 2018

Gross Time: 2:00.00 MileRate: 1:56.30 LeadTime: 3.60s First Qtr: 29.30s Second Qtr: 28.80s Third Qtr: 30.00s Fourth Qtr: 28.30s

NoHorse	Plc	Margin	Time	800Time (W)	400 Time (W)
7 SAMS A CHAMP	1	0.0m	2:00.00	56.57s (1)	27.76s (2)
10 GET IN THE GROOVE	2	8.2m	2:00.58	57.56s (1)	28.67s (2)
5 MAJOR SCORE	3	9.7m	2:00.69	57.11s (0)	27.83s (0)
6 CHERISH THE MOMENT	4	12.3m	2:00.87	57.01s (1)	28.29s (2)
4 JESSICA AMBER	5	12.4m	2:00.88	58.87s (0)	28.85s (0)
1 BELLS BEACH HOUSE	6	13.3m	2:00.94	59.27s (0)	29.24s (0)
3 ARROKEEFE	7	16.3m	2:01.15	58.82s (0)	28.82s (0)
9 VADER	8	21.2m	2:01.50	59.54s (1)	29.72s (1)
8 YANKEE STRUTTER	9	23.3m	2:01.65	59.01s (0)	29.18s (1)
2 THE PACMAN	10	23.4m	2:01.66	59.19s (1)	29.49s (1)

Finish Position and metres gained from 800m



Trots Sectionals
 Powered by
www.pjdata.com.au
 Home of PJ Trots Analyser



The Racing Queensland Board (trading as Racing Queensland) and provider are not responsible for the completeness or accuracy of any of the information contained herein, and makes no representations about its suitability for any purpose.

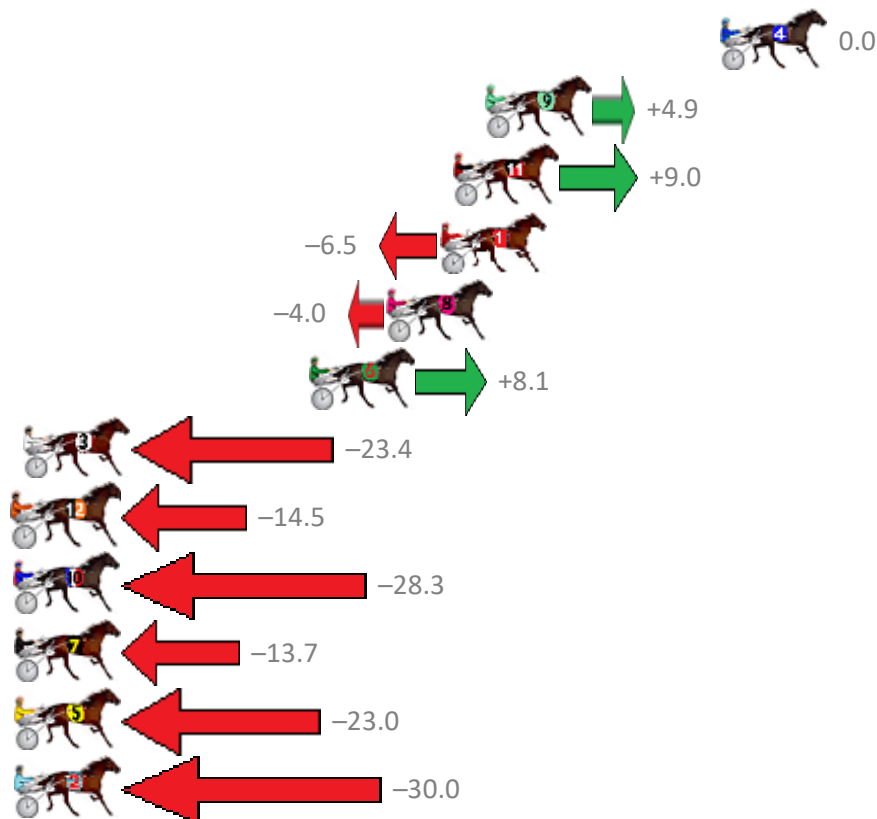
Albion Park Race 5 Distance 1660m

Friday, 11 May 2018

Gross Time: 1:56.80 MileRate: 1:53.30 LeadTime: 3.40s First Qtr: 28.00s Second Qtr: 28.40s Third Qtr: 28.50s Fourth Qtr: 28.50s

NoHorse	Plc	Margin	Time	800Time (W)	400 Time (W)
4 SOMEPARTYSOMEWHE	1	0.0m	1:56.80	57.00s (0)	28.50s (0)
9 ZARAS DELIGHT	2	9.3m	1:57.46	56.65s (0)	28.11s (0)
11 SPARKLING CULLECT	3	10.6m	1:57.56	56.36s (0)	27.86s (0)
1 THREE OF THE BEST	4	11.1m	1:57.59	57.46s (0)	28.91s (0)
8 PSYCHEDELIC	5	13.2m	1:57.74	57.28s (0)	28.76s (0)
6 OUR MILLWOOD MAIZI	6	16.3m	1:57.96	56.42s (0)	27.88s (0)
3 PARISIAN ROCKSTAR	7	27.6m	1:58.77	58.67s (1)	29.81s (1)
12 MAYWYNS BEST	8	31.9m	1:59.07	58.03s (1)	29.28s (1)
10 WITH AUTHORITY	9	36.5m	1:59.40	59.02s (2)	30.05s (2)
7 RUATO BAY	10	37.5m	1:59.47	57.98s (1)	29.38s (1)
5 MONIVAE	11	37.6m	1:59.48	58.64s (2)	29.80s (2)
2 WEEDONS EXPRESS	12	39.8m	1:59.64	59.14s (1)	30.18s (1)

Finish Position and metres gained from 800m



Trots Sectionals
 Powered by
www.pjdata.com.au
 Home of PJ Trots Analyser



The Racing Queensland Board (trading as Racing Queensland) and provider are not responsible for the completeness or accuracy of any of the information contained herein, and makes no representations about its suitability for any purpose.


Albion Park Race 6 Distance 1660m

Friday, 11 May 2018

Gross Time: 2:00.40 MileRate: 1:56.70 LeadTime: 3.70s First Qtr: 29.20s Second Qtr: 29.60s Third Qtr: 28.90s Fourth Qtr: 29.00s

NoHorse	Plc	Margin	Time	800Time (W)	400 Time (W)
9 HARD TO HEAR	1	0.0m	2:00.40	57.23s (0)	28.41s (1)
7 OUR DREAM TO REALIT	2	2.8m	2:00.60	57.87s (1)	28.94s (1)
3 MISTA NATURAL	3	4.1m	2:00.70	58.20s (0)	29.30s (0)
1 NEVAEH	4	10.7m	2:01.18	58.33s (0)	29.28s (0)
10 CHEVALS DIAMOND	5	18.4m	2:01.73	57.83s (0)	29.03s (1)
11 GLENFERRIE BABY	6	18.8m	2:01.76	57.61s (1)	28.75s (2)
12 BRONZE ECSTASY	7	23.9m	2:02.13	57.89s (0)	29.22s (0)
2 CAGNEY	8	25.9m	2:02.28	58.72s (0)	29.70s (0)
4 TRAVELNFAST	9	27.6m	2:02.40	58.96s (1)	30.03s (1)
6 DOOLITTLE DANDY	10	27.8m	2:02.42	58.62s (1)	29.73s (3)
5 SOPHIES PRIDE	11	61.3m	2:04.84	61.74s (1)	32.44s (2)

Finish Position and metres gained from 800m



Trots Sectionals
 Powered by
www.pjdata.com.au
 Home of PJ Trots Analyser



The Racing Queensland Board (trading as Racing Queensland) and provider are not responsible for the completeness or accuracy of any of the information contained herein, and makes no representations about its suitability for any purpose.


Albion Park Race 7 Distance 1660m

Friday, 11 May 2018

Gross Time: 2:00.70 MileRate: 1:57.00 LeadTime: 3.40s First Qtr: 28.50s Second Qtr: 29.70s Third Qtr: 29.50s Fourth Qtr: 29.60s

NoHorse	Plc	Margin	Time	800Time (W)	400 Time (W)
3 BEAU CISHLOM	1	0.0m	2:00.70	58.15s (1)	29.45s (2)
5 MAMMALS FLASH	2	2.3m	2:00.87	59.27s (0)	29.77s (0)
6 BUCKHORN EXCHANGE	3	2.5m	2:00.88	59.06s (1)	29.76s (1)
7 MACHIN OUT	4	2.6m	2:00.89	57.30s (1)	28.90s (2)
8 ASHLEYS ANGEL	5	3.2m	2:00.94	58.70s (0)	29.17s (0)
9 WOODLEA BEAU	6	3.7m	2:00.97	58.09s (1)	29.34s (2)
4 BELLA RIPPIN	7	3.8m	2:00.98	59.06s (0)	29.54s (0)
11 SIR REGAL DELIGHT	8	6.8m	2:01.20	57.98s (1)	29.22s (1)
10 RIVERLEIGH JEFF	9	8.3m	2:01.31	58.71s (0)	29.22s (0)
1 NEWMERELLA SHARKIE	10	20.0m	2:02.18	60.00s (1)	30.67s (1)

Finish Position and metres gained from 800m



Trots Sectionals
 Powered by
www.pjdata.com.au
 Home of PJ Trots Analyser



The Racing Queensland Board (trading as Racing Queensland) and provider are not responsible for the completeness or accuracy of any of the information contained herein, and makes no representations about its suitability for any purpose.


Albion Park Race 8 Distance 2138m

Friday, 11 May 2018

Gross Time: 2:38.20 MileRate: 1:59.10 LeadTime: 37.40s First Qtr: 31.90s Second Qtr: 30.20s Third Qtr: 29.60s Fourth Qtr: 29.10s

NoHorse	Plc	Margin	Time	800Time (W)	400 Time (W)
3 MAJOR KIWI	1	0.0m	2:38.20	58.52s (1)	29.10s (1)
10 MONARKMAC	2	1.3m	2:38.29	57.58s (1)	28.73s (2)
7 STIRLING WILLIAM	3	1.4m	2:38.30	57.35s (2)	29.09s (2)
6 SHAREAPASSION	4	3.2m	2:38.43	58.44s (1)	29.03s (1)
2 HORACE FOXLEY	5	7.0m	2:38.71	58.35s (1)	28.87s (1)
1 SECRET SMILE	6	7.9m	2:38.77	58.97s (0)	29.15s (0)
5 PLATINUM ART	7	12.3m	2:39.09	58.27s (0)	29.19s (2)
9 EPIRUS BOY	8	14.0m	2:39.22	58.73s (0)	28.98s (1)
8 CHEAP TINT	9	17.3m	2:39.46	59.34s (0)	29.43s (0)
4 IMA MORVEN LAD	10	21.4m	2:39.76	60.27s (0)	30.45s (0)

Finish Position and metres gained from 800m



Trots Sectionals
 Powered by
www.pjdata.com.au
 Home of PJ Trots Analyser



The Racing Queensland Board (trading as Racing Queensland) and provider are not responsible for the completeness or accuracy of any of the information contained herein, and makes no representations about its suitability for any purpose.

Albion Park Race 9 Distance 1660m

Friday, 11 May 2018

Gross Time: 1:59.40 MileRate: 1:55.80 LeadTime: 3.50s First Qtr: 29.50s Second Qtr: 29.60s Third Qtr: 29.20s Fourth Qtr: 27.60s

NoHorse	Plc	Margin	Time	800Time (W)	400 Time (W)
7 INVINCIBLE LOXTON	1	0.0m	1:59.40	56.80s (0)	27.60s (0)
1 JAZZY ARTIST	2	16.3m	2:00.52	57.25s (0)	27.94s (0)
5 SPEEDIE MCARDLE	3	16.5m	2:00.54	57.63s (0)	28.28s (0)
11 FIRE UP FRANCO	4	16.7m	2:00.55	57.82s (1)	28.39s (1)
10 LENNY THE LEGEND	5	17.7m	2:00.62	56.85s (1)	27.62s (2)
4 COMIGAL	6	19.3m	2:00.73	57.69s (1)	28.26s (1)
8 FIRE ONE	7	19.4m	2:00.74	56.90s (0)	27.83s (0)
6 HE GETS IT	8	22.9m	2:00.98	56.88s (1)	28.16s (1)
9 JOEY TEE	9	41.4m	2:02.26	58.86s (1)	29.57s (2)

Finish Position and metres gained from 800m



Trots Sectionals
 Powered by
www.pjdata.com.au
 Home of PJ Trots Analyser



The Racing Queensland Board (trading as Racing Queensland) and provider are not responsible for the completeness or accuracy of any of the information contained herein, and makes no representations about its suitability for any purpose.

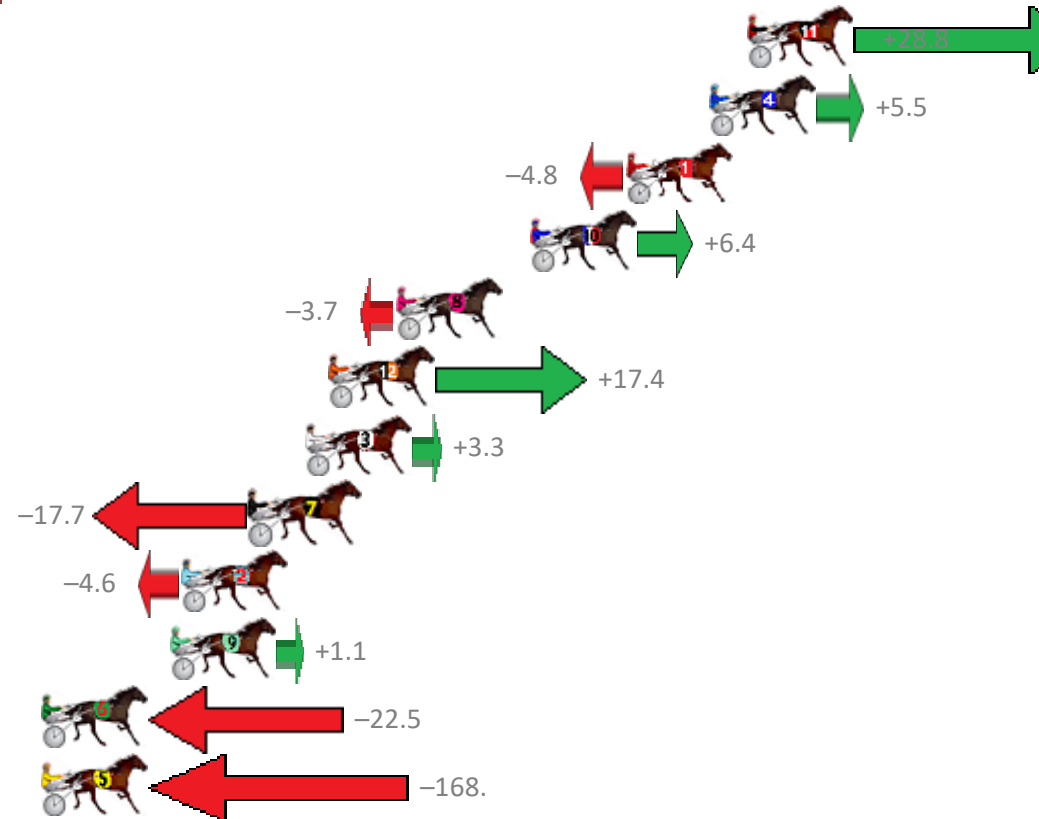
Albion Park Race 10 Distance 1660m

Friday, 11 May 2018

Gross Time: 2:00.00 MileRate: 1:56.40 LeadTime: 3.60s First Qtr: 27.90s Second Qtr: 29.90s Third Qtr: 29.50s Fourth Qtr: 29.10s

NoHorse	Plc	Margin	Time	800Time (W)	400 Time (W)
11 WHISKEY BLAZE	1	0.0m	2:00.00	56.49s (1)	28.55s (2)
4 NERIO	2	1.5m	2:00.11	58.20s (1)	28.98s (2)
1 SKYLARHAIN	3	4.8m	2:00.35	58.95s (0)	29.45s (0)
10 CHANGEVERME	4	8.6m	2:00.63	58.13s (0)	28.75s (0)
8 ALWAYS BAD	5	13.9m	2:01.01	58.87s (0)	29.44s (0)
12 ONLY IN ROME	6	16.6m	2:01.21	57.33s (1)	29.43s (2)
3 GLASSCUTTERSPIRIT	7	17.5m	2:01.27	58.36s (0)	29.11s (1)
7 THE CARINGBAH KID	8	19.7m	2:01.43	59.90s (1)	30.46s (1)
2 EVELYN JAY	9	22.4m	2:01.63	58.94s (1)	29.86s (1)
9 LYKA VERSION	10	22.9m	2:01.67	58.52s (1)	29.40s (2)
6 INVITE ONLY	11	34.3m	2:02.50	60.25s (1)	31.07s (1)
5 MAJOR HEI	12	173.3m	2:12.61	70.94s (0)	41.36s (0)

Finish Position and metres gained from 800m



Trots Sectionals
 Powered by
www.pjdata.com.au
 Home of PJ Trots Analyser



The Racing Queensland Board (trading as Racing Queensland) and provider are not responsible for the completeness or accuracy of any of the information contained herein, and makes no representations about its suitability for any purpose.