

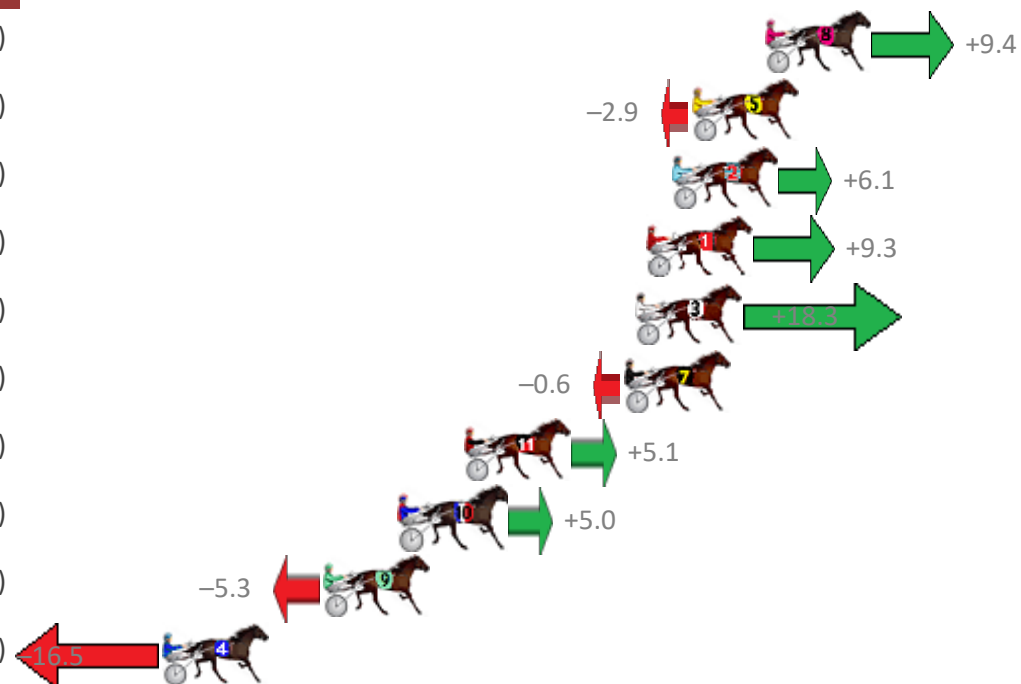
Albion Park Race 1 Distance 2138m

Tuesday, 8 May 2018

Gross Time: 2:44.10 MileRate: 2:03.00 LeadTime: 42.60s First Qtr: 30.80s Second Qtr: 31.60s Third Qtr: 28.70s Fourth Qtr: 30.40s

NoHorse	Plc	Margin	Time	800Time (W)	400 Time (W)
8 SPUD	1	0.0m	2:44.10	58.41s (2)	30.40s (2)
5 NORTHERN MUSCLE	2	2.9m	2:44.32	59.31s (0)	30.38s (1)
2 ASTRAL RULER	3	3.7m	2:44.38	58.65s (0)	29.95s (0)
1 TWICE AS MUCH	4	4.7m	2:44.46	58.41s (0)	29.57s (0)
3 SPIRIT WALKER	5	5.1m	2:44.49	57.75s (2)	29.75s (2)
7 IVANOV	6	5.6m	2:44.53	59.14s (0)	30.54s (0)
11 MISTER OZ	7	11.9m	2:45.00	58.72s (2)	30.33s (1)
10 MONORAIL	8	14.4m	2:45.19	58.73s (0)	29.82s (3)
9 LAVROS SEGIL	9	17.5m	2:45.43	59.49s (1)	30.24s (2)
4 LANSBURY	10	23.9m	2:45.92	60.32s (1)	30.73s (1)

Finish Position and metres gained from 800m



Trots Sectionals
 Powered by
www.pjdata.com.au
 Home of PJ Trots Analyser



The Racing Queensland Board (trading as Racing Queensland) and provider are not responsible for the completeness or accuracy of any of the information contained herein, and makes no representations about its suitability for any purpose.

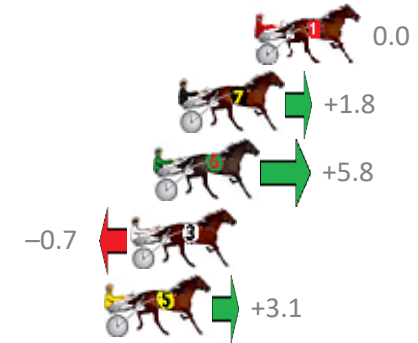
Albion Park Race 2 Distance 2138m

Tuesday, 8 May 2018

Gross Time: 2:39.90 MileRate: 2:00.40 LeadTime: 39.10s First Qtr: 31.70s Second Qtr: 31.60s Third Qtr: 29.80s Fourth Qtr: 27.70s

NoHorse	Plc	Margin	Time	800Time (W)	400 Time (W)
1 KEY LARGO	1	0.0m	2:39.90	57.50s (0)	27.70s (0)
7 OUR MAJOR DAY	2	3.0m	2:40.11	57.37s (1)	27.52s (1)
6 SUBTLE ADVICE	3	4.0m	2:40.18	57.08s (1)	27.24s (1)
3 CONDAFEW	4	4.9m	2:40.24	57.55s (0)	27.71s (0)
5 OASIS DREAM	5	5.9m	2:40.31	57.28s (0)	27.39s (0)

Finish Position and metres gained from 800m



Trots Sectionals
 Powered by
www.pjdata.com.au
 Home of PJ Trots Analyser



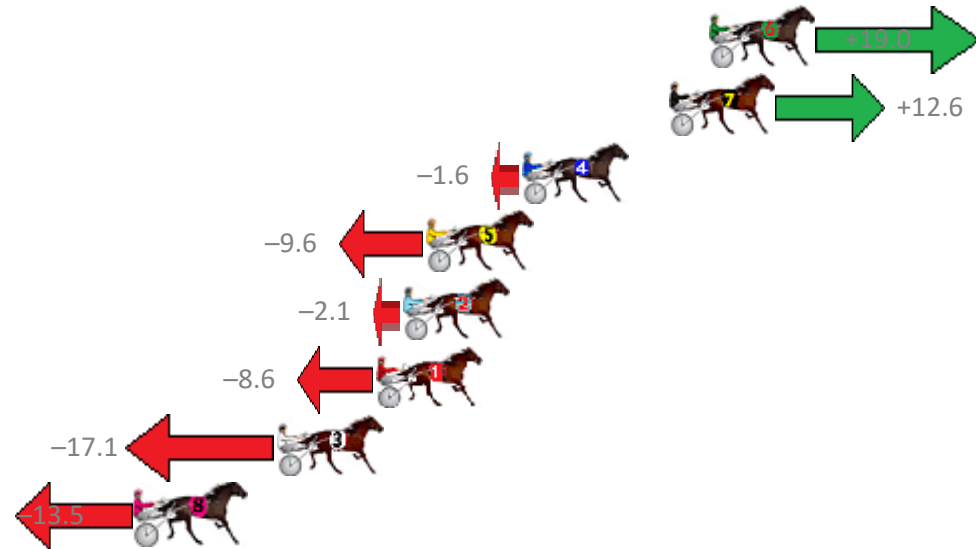
Albion Park Race 3 Distance 1660m

Tuesday, 8 May 2018

Gross Time: 2:01.20 MileRate: 1:57.50 LeadTime: 3.60s First Qtr: 28.70s Second Qtr: 30.40s Third Qtr: 29.70s Fourth Qtr: 28.80s

NoHorse	Plc	Margin	Time	800Time (W)	400 Time (W)
6 COTTON COLD CANDY	1	0.0m	2:01.20	57.11s (1)	28.08s (2)
7 SMILING ARMADA	2	1.6m	2:01.32	57.58s (1)	28.61s (2)
4 PARTY STARTER	3	7.4m	2:01.73	58.62s (1)	28.93s (1)
5 OUR BUSCEMI	4	11.2m	2:02.01	59.20s (1)	29.53s (1)
2 READILY	5	12.1m	2:02.07	58.65s (1)	28.92s (1)
1 ZALTA	6	13.2m	2:02.15	59.13s (0)	29.43s (0)
3 GOODTIME STRIDE	7	17.1m	2:02.43	59.75s (0)	30.03s (0)
8 ERNIE BARRASSO	8	22.7m	2:02.83	59.49s (0)	29.82s (0)

Finish Position and metres gained from 800m



Trots Sectionals
 Powered by
www.pjdata.com.au
 Home of PJ Trots Analyser



The Racing Queensland Board (trading as Racing Queensland) and provider are not responsible for the completeness or accuracy of any of the information contained herein, and makes no representations about its suitability for any purpose.

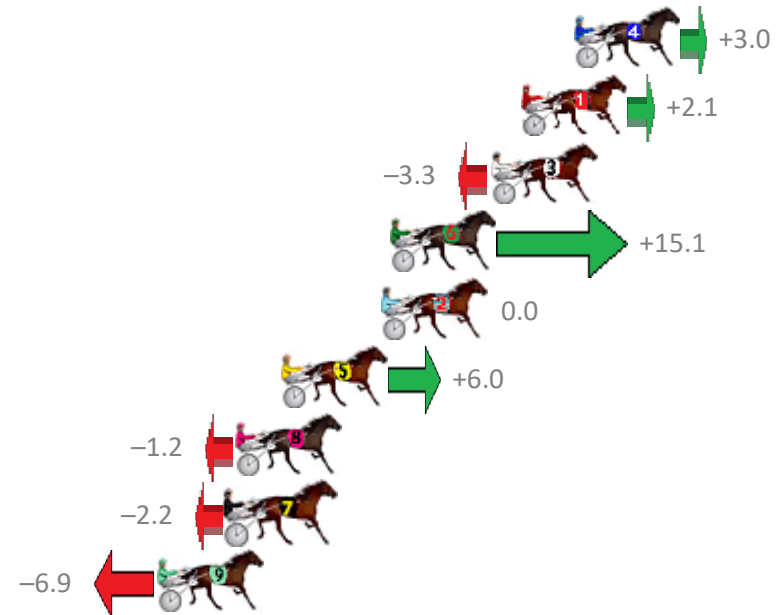
Albion Park Race 4 Distance 1660m

Tuesday, 8 May 2018

Gross Time: 2:01.20 MileRate: 1:57.50 LeadTime: 3.40s First Qtr: 28.70s Second Qtr: 30.80s Third Qtr: 29.10s Fourth Qtr: 29.20s

NoHorse	Plc	Margin	Time	800Time (W)	400 Time (W)
4 COREY WILLIAM	1	0.0m	2:01.20	58.08s (1)	29.05s (1)
1 COME OUT AND PLAY	2	2.1m	2:01.35	58.15s (0)	29.00s (0)
3 GOT THE GOODS	3	3.3m	2:01.44	58.54s (0)	29.44s (0)
6 ULTIMATE AD	4	7.3m	2:01.73	57.20s (1)	28.71s (1)
2 MAYTHEHORSEBWITU	5	7.6m	2:01.75	58.30s (1)	29.29s (1)
5 HERES MY NUMBER	6	11.6m	2:02.05	57.86s (1)	28.66s (2)
8 YKIKAFIL	7	13.4m	2:02.18	58.39s (1)	29.36s (2)
7 WHERE'S THE SPIRIT	8	13.8m	2:02.21	58.46s (2)	29.74s (2)
9 MODERNDAY FALCON	9	16.5m	2:02.40	58.80s (0)	29.69s (0)

Finish Position and metres gained from 800m



Trots Sectionals
 Powered by
www.pjdata.com.au
 Home of PJ Trots Analyser



The Racing Queensland Board (trading as Racing Queensland) and provider are not responsible for the completeness or accuracy of any of the information contained herein, and makes no representations about its suitability for any purpose.

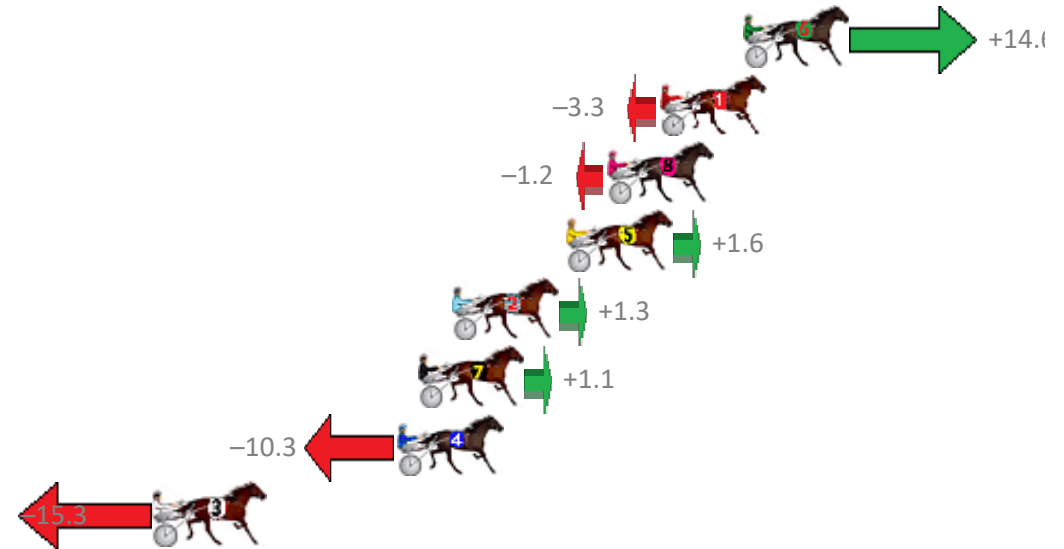
Albion Park Race 5 Distance 2138m

Tuesday, 8 May 2018

Gross Time: 2:38.30 MileRate: 1:59.10 LeadTime: 38.30s First Qtr: 31.40s Second Qtr: 31.80s Third Qtr: 28.90s Fourth Qtr: 27.90s

NoHorse	Plc	Margin	Time	800Time (W)	400 Time (W)
6 BUNDABURRA	1	0.0m	2:38.30	55.76s (2)	27.77s (2)
1 LIKEALLOFUS	2	3.3m	2:38.53	57.03s (0)	28.13s (0)
8 GERONIMO BEAU	3	5.4m	2:38.68	56.89s (0)	27.89s (0)
5 CORPORAL LUNA	4	7.0m	2:38.79	56.69s (0)	27.66s (0)
2 LANCELOT BROMAC	5	11.5m	2:39.10	56.71s (1)	28.17s (2)
7 FOURS ENUF TAS	6	12.9m	2:39.20	56.72s (0)	27.68s (0)
4 POMPIDOU	7	13.7m	2:39.26	57.53s (1)	28.60s (1)
3 SOMETHING EYRE	8	23.3m	2:39.93	57.89s (1)	28.94s (1)

Finish Position and metres gained from 800m



Trots Sectionals
 Powered by
www.pjdata.com.au
 Home of PJ Trots Analyser



The Racing Queensland Board (trading as Racing Queensland) and provider are not responsible for the completeness or accuracy of any of the information contained herein, and makes no representations about its suitability for any purpose.

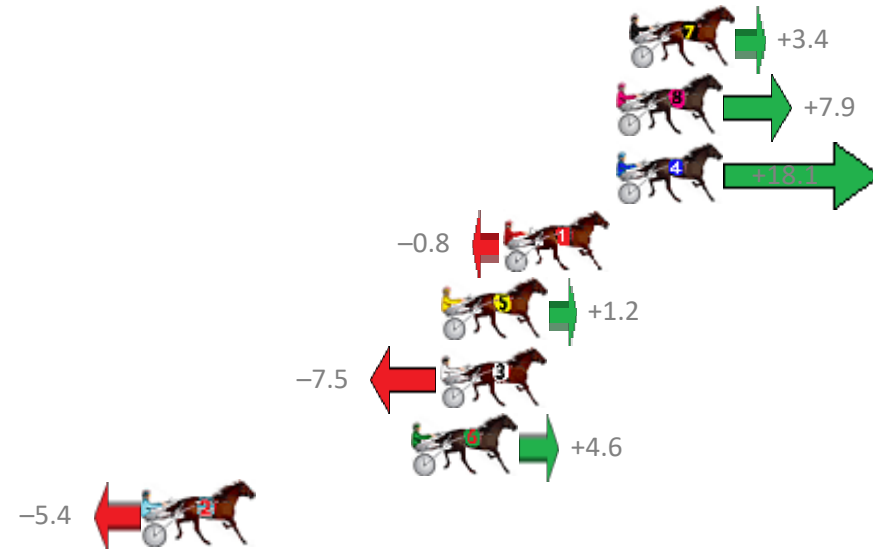
Albion Park Race 6 Distance 1660m

Tuesday, 8 May 2018

Gross Time: 1:59.50 MileRate: 1:55.90 LeadTime: 3.50s First Qtr: 28.50s Second Qtr: 30.30s Third Qtr: 28.80s Fourth Qtr: 28.40s

NoHorse	Plc	Margin	Time	800Time (W)	400 Time (W)
7 MAJESTIC MAJOR	1	0.0m	1:59.50	56.96s (1)	28.24s (1)
8 ROYAL COUNSEL	2	0.5m	1:59.54	56.64s (0)	27.81s (0)
4 WITHALOTOFLUCK	3	0.5m	1:59.54	55.91s (1)	27.68s (2)
1 THE SPACE INVADER	4	5.0m	1:59.86	57.26s (0)	28.43s (0)
5 MAFUTA VAUTIN	5	7.4m	2:00.03	57.11s (1)	28.51s (2)
3 STORMFORTHEBOYS	6	7.5m	2:00.03	57.74s (0)	28.93s (0)
6 CLARKEY	7	8.6m	2:00.11	56.87s (0)	28.06s (0)
2 LOMBO RANMILES	8	19.2m	2:00.86	57.59s (1)	29.00s (1)

Finish Position and metres gained from 800m



Trots Sectionals
 Powered by
www.pjdata.com.au
 Home of PJ Trots Analyser



The Racing Queensland Board (trading as Racing Queensland) and provider are not responsible for the completeness or accuracy of any of the information contained herein, and makes no representations about its suitability for any purpose.

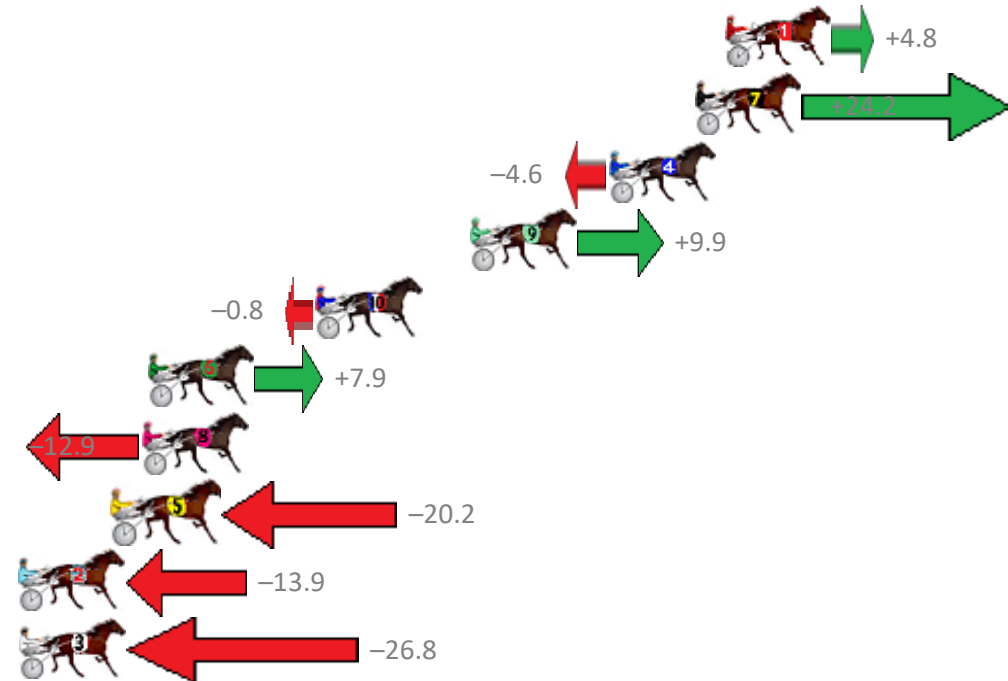
Albion Park Race 7 Distance 1660m

Tuesday, 8 May 2018

Gross Time: 2:00.80 MileRate: 1:57.10 LeadTime: 3.80s First Qtr: 27.70s Second Qtr: 30.40s Third Qtr: 28.60s Fourth Qtr: 30.30s

NoHorse	Plc	Margin	Time	800Time (W)	400 Time (W)
1 RORY MACH	1	0.0m	2:00.80	58.55s (0)	29.94s (0)
7 EXCEPTIONAL MACH	2	1.2m	2:00.89	57.12s (1)	29.42s (2)
4 BULL MARKET	3	4.6m	2:01.15	59.24s (0)	30.65s (0)
9 MAX RICHTER	4	10.1m	2:01.57	58.17s (1)	29.43s (2)
10 DEVIL DODGER	5	16.2m	2:02.03	58.96s (0)	29.97s (0)
6 WYNBERG TERROR	6	22.9m	2:02.53	58.32s (1)	30.08s (3)
8 MONTANA FALCON	7	23.1m	2:02.55	59.85s (0)	30.85s (0)
5 OVERLAP	8	24.2m	2:02.63	60.39s (1)	31.72s (1)
2 SUPALINER	9	28.3m	2:02.94	59.92s (1)	30.97s (1)
3 OUR MELS DREAM	10	36.0m	2:03.53	60.87s (1)	31.97s (1)

Finish Position and metres gained from 800m



Trots Sectionals
 Powered by
www.pjdata.com.au
 Home of PJ Trots Analyser



The Racing Queensland Board (trading as Racing Queensland) and provider are not responsible for the completeness or accuracy of any of the information contained herein, and makes no representations about its suitability for any purpose.

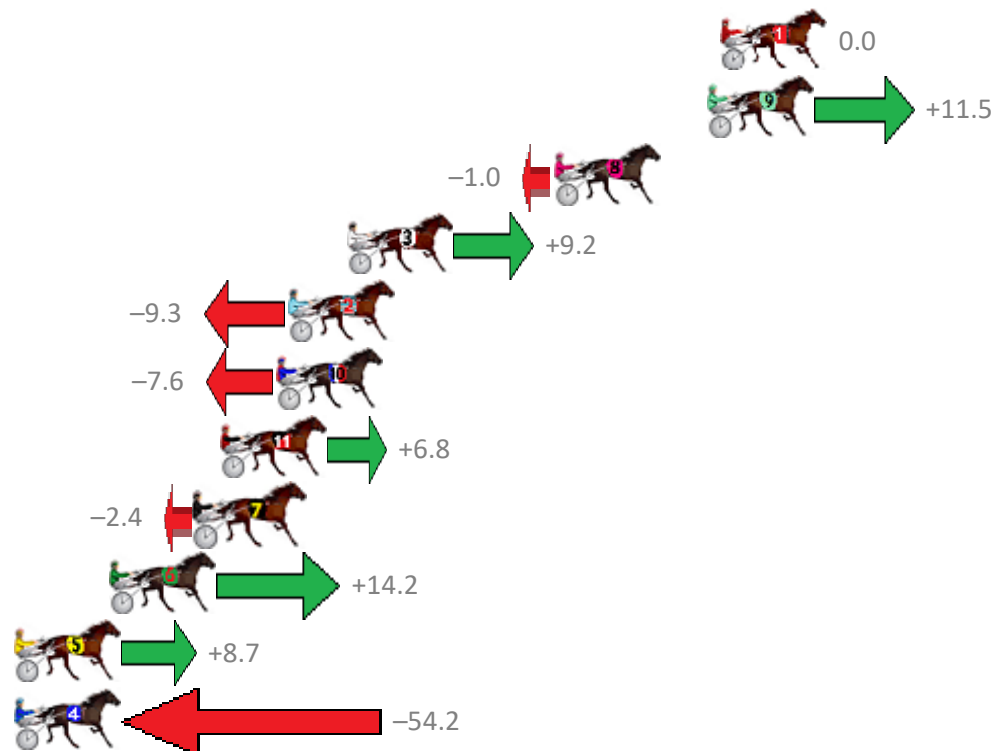
Albion Park Race 8 Distance 1660m

Tuesday, 8 May 2018

Gross Time: 1:59.30 MileRate: 1:55.60 LeadTime: 3.60s First Qtr: 28.90s Second Qtr: 29.10s Third Qtr: 28.30s Fourth Qtr: 29.40s

NoHorse	Plc	Margin	Time	800Time (W)	400 Time (W)
1 THE HARLEM HAMMER	1	0.0m	1:59.30	57.70s (0)	29.40s (0)
9 NONE BETTOR	2	0.5m	1:59.34	56.87s (1)	28.69s (1)
8 MADEYAMONEY	3	6.6m	1:59.79	57.77s (0)	29.47s (0)
3 JANUARY	4	14.8m	2:00.39	57.04s (1)	28.99s (2)
2 ARGYLE BEACH	5	17.1m	2:00.56	58.37s (1)	30.23s (1)
10 ARTFUL MAID	6	17.6m	2:00.59	58.25s (0)	29.93s (0)
11 CALVERT HOT SHOT	7	19.8m	2:00.76	57.21s (0)	29.61s (0)
7 VANTO HANOVER	8	20.8m	2:00.83	57.87s (1)	29.77s (1)
6 LUCKY NED PEPPER	9	24.2m	2:01.08	56.68s (2)	29.22s (1)
5 LUVU GRAZAELLA	10	30.5m	2:01.54	57.07s (1)	29.20s (1)
4 CAGNEY	11	88.0m	2:05.77	61.61s (1)	33.35s (0)

Finish Position and metres gained from 800m



Trots Sectionals
 Powered by
www.pjdata.com.au
 Home of PJ Trots Analyser



The Racing Queensland Board (trading as Racing Queensland) and provider are not responsible for the completeness or accuracy of any of the information contained herein, and makes no representations about its suitability for any purpose.