

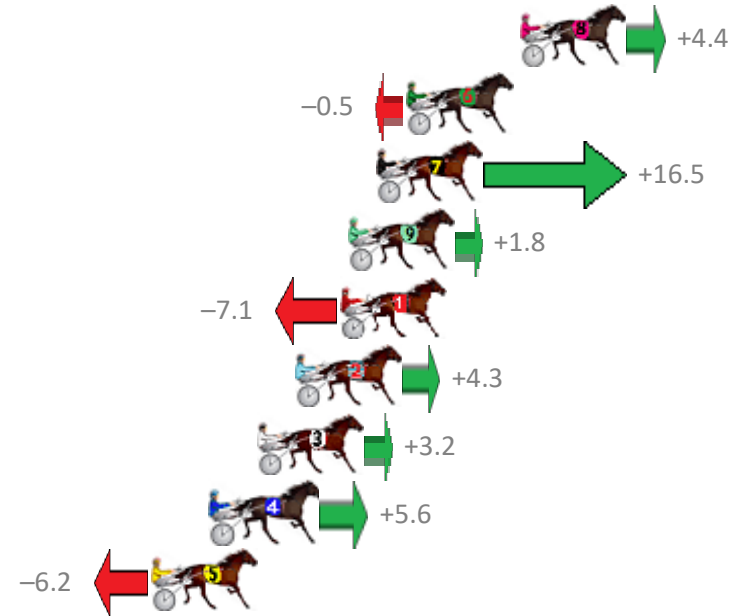
Albion Park Race 1 Distance 2138m

Friday, 13 April 2018

Gross Time: 2:34.20 MileRate: 1:56.10 LeadTime: 36.60s First Qtr: 29.80s Second Qtr: 29.90s Third Qtr: 28.80s Fourth Qtr: 29.10s

NoHorse	Plc	Margin	Time	800Time (W)	400 Time (W)
8 EXCEPTIONAL MACH	1	0.0m	2:34.20	57.58s (0)	28.79s (0)
6 MAX RICHTER	2	4.5m	2:34.53	57.94s (1)	29.18s (1)
7 CHANTREY	3	5.7m	2:34.61	56.71s (1)	28.05s (2)
9 MONTANA FALCON	4	6.8m	2:34.69	57.77s (0)	28.98s (0)
1 CHEAP TINT	5	7.1m	2:34.72	58.41s (0)	29.62s (0)
2 DEANO ROBYN	6	8.9m	2:34.85	57.59s (1)	28.86s (2)
3 OUR BUSCEMI	7	10.4m	2:34.96	57.67s (0)	28.93s (0)
4 SUPALINER	8	12.2m	2:35.09	57.49s (1)	28.87s (1)
5 IMA MORVEN LAD	9	14.6m	2:35.26	58.35s (1)	29.55s (1)

Finish Position and metres gained from 800m



Trots Sectionals
 Powered by
www.pjdata.com.au
 Home of PJ Trots Analyser



The Racing Queensland Board (trading as Racing Queensland) and provider are not responsible for the completeness or accuracy of any of the information contained herein, and makes no representations about its suitability for any purpose.

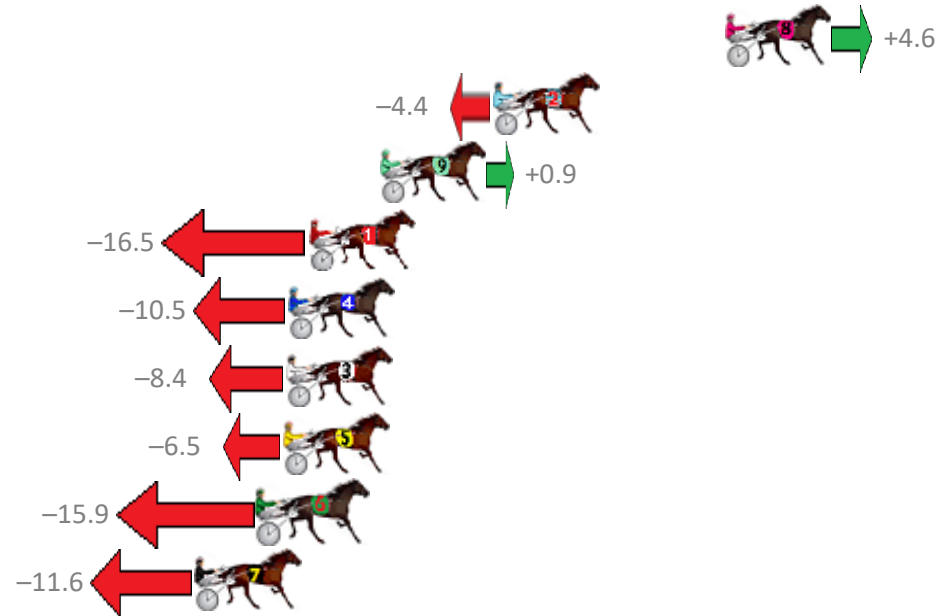
Albion Park Race 2 Distance 2138m

Friday, 13 April 2018

Gross Time: 2:34.50 MileRate: 1:56.30 LeadTime: 37.50s First Qtr: 29.30s Second Qtr: 29.80s Third Qtr: 28.30s Fourth Qtr: 29.60s

No Horse	Plc	Margin	Time	800Time (W)	400 Time (W)
8 INA GREAT PLACE	1	0.0m	2:34.50	57.57s (2)	29.60s (0)
2 RORY MACH	2	9.2m	2:35.18	58.22s (0)	29.24s (0)
9 DEVIL DODGER	3	13.7m	2:35.51	57.83s (2)	29.59s (3)
1 GOTTA GLOW	4	16.5m	2:35.72	59.09s (0)	30.11s (0)
4 SHAREAPASSION	5	17.3m	2:35.78	58.66s (1)	29.92s (2)
3 PLATINUM ART	6	17.4m	2:35.79	58.51s (0)	29.47s (1)
5 MONARKMAC	7	17.5m	2:35.79	58.37s (1)	29.61s (2)
6 NUREYEV	8	18.5m	2:35.87	59.05s (1)	30.29s (1)
7 PROBY ONE	9	21.0m	2:36.05	58.74s (2)	30.52s (2)

Finish Position and metres gained from 800m



Trots Sectionals
 Powered by
www.pjdata.com.au
 Home of PJ Trots Analyser



The Racing Queensland Board (trading as Racing Queensland) and provider are not responsible for the completeness or accuracy of any of the information contained herein, and makes no representations about its suitability for any purpose.

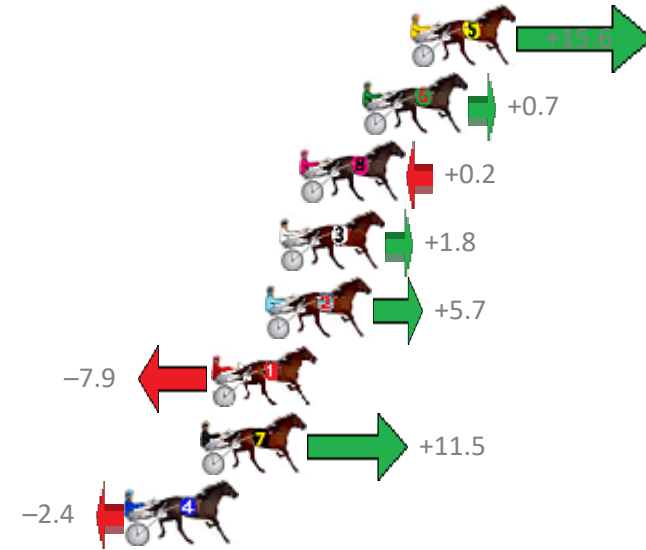
Albion Park Race 3 Distance 2138m

Friday, 13 April 2018

Gross Time: 2:36.20 MileRate: 1:57.60 LeadTime: 37.40s First Qtr: 31.20s Second Qtr: 30.90s Third Qtr: 28.60s Fourth Qtr: 28.10s

NoHorse	Plc	Margin	Time	800Time (W)	400 Time (W)
5 CLINTAL DO	1	0.0m	2:36.20	55.59s (1)	27.62s (2)
6 CHAL FIRE	2	1.9m	2:36.33	56.65s (1)	28.18s (1)
8 BODHI TREE	3	4.4m	2:36.51	56.69s (0)	28.09s (0)
3 REDS JET STAR	4	5.2m	2:36.57	56.57s (1)	28.07s (1)
2 CORPORAL LUNA	5	5.7m	2:36.60	56.30s (1)	28.35s (2)
1 RARING TO GO	6	7.9m	2:36.75	57.26s (0)	28.65s (0)
7 ALWAYS MY MATE	7	8.3m	2:36.78	55.88s (1)	27.88s (2)
4 RATE HIGHLY	8	11.2m	2:36.99	56.87s (0)	28.20s (0)

Finish Position and metres gained from 800m



Trots Sectionals
 Powered by
www.pjdata.com.au
 Home of PJ Trots Analyser



The Racing Queensland Board (trading as Racing Queensland) and provider are not responsible for the completeness or accuracy of any of the information contained herein, and makes no representations about its suitability for any purpose.

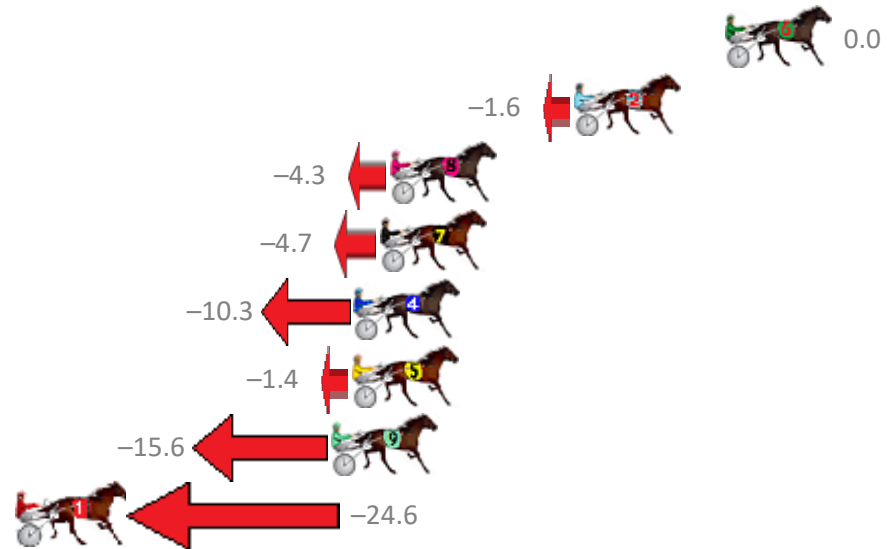
Albion Park Race 4 Distance 1660m

Friday, 13 April 2018

Gross Time: 2:00.40 MileRate: 1:56.80 LeadTime: 3.40s First Qtr: 29.10s Second Qtr: 31.50s Third Qtr: 28.80s Fourth Qtr: 27.60s

NoHorse	Plc	Margin	Time	800Time (W)	400 Time (W)
6 OUR MAJOR DAY	1	0.0m	2:00.40	56.40s (0)	27.60s (0)
2 GRINYDONTCHA	2	6.0m	2:00.81	56.51s (0)	27.68s (0)
8 GLASSCUTTERSPIRIT	3	13.3m	2:01.32	56.70s (0)	27.86s (0)
7 HOT ROD HEAVEN	4	13.7m	2:01.35	56.73s (1)	27.80s (1)
4 LYKA VERSION	5	14.7m	2:01.41	57.13s (1)	28.19s (1)
5 HAVETOGETAWAYMOR	6	14.8m	2:01.42	56.50s (0)	27.64s (0)
9 JUSTATIC	7	15.6m	2:01.48	57.50s (1)	28.61s (1)
1 ALWAYS BAD	8	84.6m	2:06.24	58.13s (0)	30.61s (0)

Finish Position and metres gained from 800m



Trots Sectionals
 Powered by
www.pjdata.com.au
 Home of PJ Trots Analyser



The Racing Queensland Board (trading as Racing Queensland) and provider are not responsible for the completeness or accuracy of any of the information contained herein, and makes no representations about its suitability for any purpose.

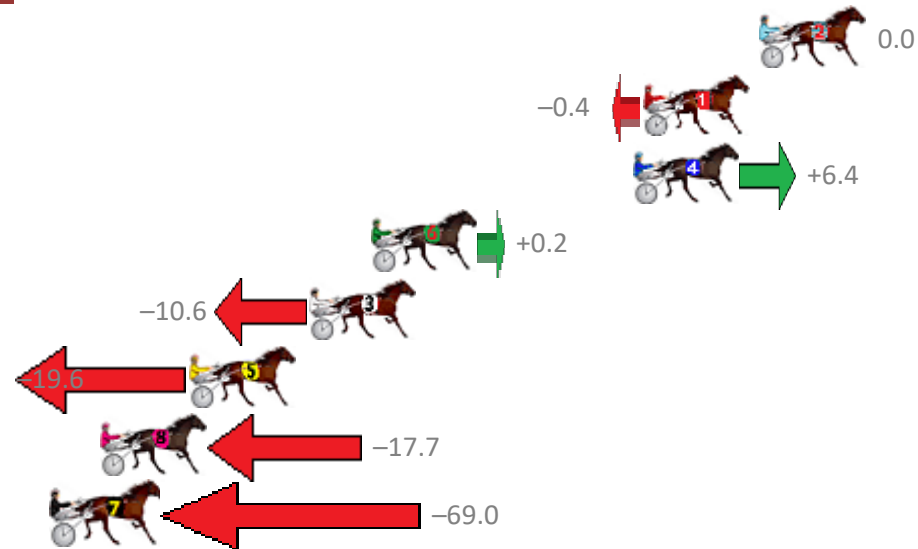
Albion Park Race 5 Distance 1660m

Friday, 13 April 2018

Gross Time: 1:58.40 MileRate: 1:54.80 LeadTime: 3.60s First Qtr: 28.20s Second Qtr: 30.80s Third Qtr: 28.50s Fourth Qtr: 27.30s

NoHorse	Plc	Margin	Time	800Time (W)	400 Time (W)
2 ROCK WITH SAM	1	0.0m	1:58.40	55.80s (0)	27.30s (0)
1 ASHLEYS ANGEL	2	4.6m	1:58.71	55.83s (0)	27.31s (0)
4 INVINCIBLE LOXTON	3	5.0m	1:58.74	55.35s (1)	26.90s (2)
6 COTTON COLD CANDY	4	15.4m	1:59.45	55.79s (1)	27.29s (2)
3 ZALTA	5	17.8m	1:59.61	56.54s (1)	27.89s (0)
5 THE CARINGBAH KID	6	22.6m	1:59.94	57.17s (1)	28.42s (1)
8 HANDSOME MAJOR	7	26.1m	2:00.18	57.03s (0)	28.17s (0)
7 JUSTA DALE	8	169.0m	2:09.93	60.61s (0)	30.64s (0)

Finish Position and metres gained from 800m



Trots Sectionals
 Powered by
www.pjdata.com.au
 Home of PJ Trots Analyser



The Racing Queensland Board (trading as Racing Queensland) and provider are not responsible for the completeness or accuracy of any of the information contained herein, and makes no representations about its suitability for any purpose.

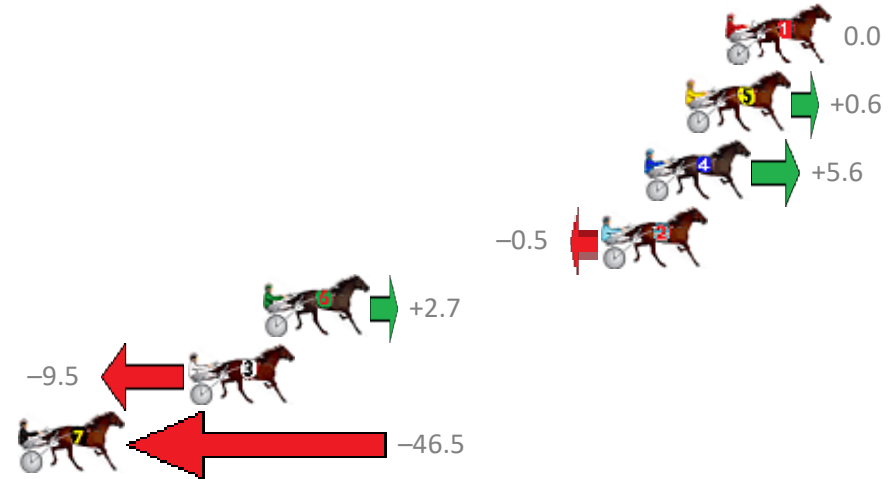
Albion Park Race 6 Distance 1660m

Friday, 13 April 2018

Gross Time: 2:00.70 MileRate: 1:57.00 LeadTime: 3.60s First Qtr: 28.90s Second Qtr: 31.80s Third Qtr: 29.20s Fourth Qtr: 27.20s

NoHorse	Plc	Margin	Time	800Time (W)	400 Time (W)
1 GOT THE GOODS	1	0.0m	2:00.70	56.40s (0)	27.20s (0)
5 DARBY BRIGHTS	2	1.6m	2:00.81	56.36s (1)	27.17s (1)
4 YKIKAFIL	3	3.2m	2:00.92	56.01s (0)	26.78s (0)
2 MAHALO	4	4.9m	2:01.03	56.44s (0)	27.22s (0)
6 ULTIMATE AD	5	18.3m	2:01.94	56.21s (0)	27.48s (0)
3 ONYA DOUG	6	21.3m	2:02.15	57.07s (1)	27.86s (1)
7 QUEEN ZENOBIA	7	53.9m	2:04.37	59.68s (1)	30.39s (1)

Finish Position and metres gained from 800m



Trots Sectionals
 Powered by
www.pjdata.com.au
 Home of PJ Trots Analyser



The Racing Queensland Board (trading as Racing Queensland) and provider are not responsible for the completeness or accuracy of any of the information contained herein, and makes no representations about its suitability for any purpose.

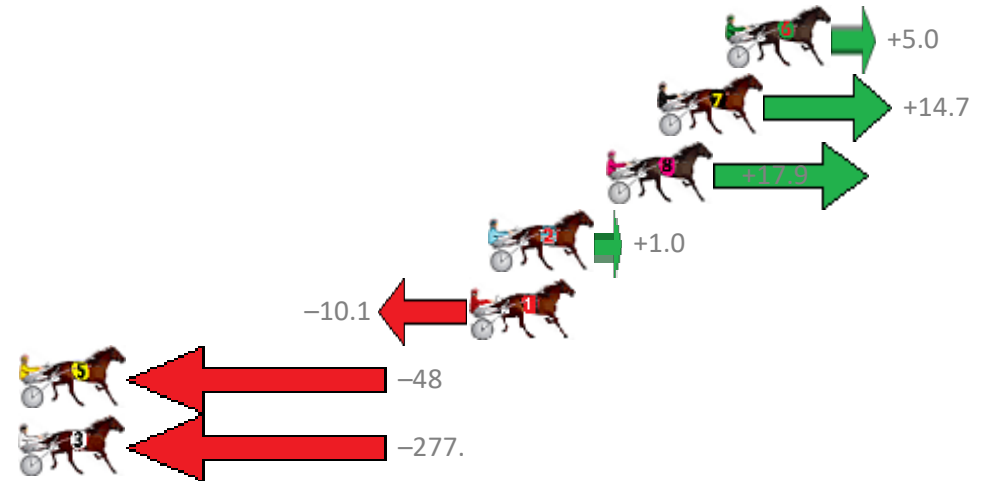
Albion Park Race 7 Distance 2138m

Friday, 13 April 2018

Gross Time: 2:44.90 MileRate: 2:03.00 LeadTime: 43.40s First Qtr: 30.80s Second Qtr: 30.80s Third Qtr: 30.20s Fourth Qtr: 29.70s

NoHorse	Plc	Margin	Time	800Time (W)	400 Time (W)
6 LANSBURY	1	0.0m	2:44.90	59.53s (0)	29.54s (1)
7 LAVROS SEGIL	2	2.7m	2:45.10	58.80s (0)	29.69s (2)
8 ZAIRE DIVA	3	4.7m	2:45.25	58.56s (0)	29.35s (1)
2 JUSTABILIKEMUM	4	9.4m	2:45.60	59.83s (0)	29.83s (0)
1 SOMEONES SINGING	5	10.1m	2:45.65	60.66s (0)	30.45s (0)
5 WIRRA STORM	6	147.3m	2:55.84	63.44s (0)	32.47s (0)
3 MCKENZIE MOJO	7	357.7m	3:11.46	80.69s (0)	49.58s (0)

Finish Position and metres gained from 800m



Trots Sectionals
 Powered by
www.pjdata.com.au
 Home of PJ Trots Analyser



The Racing Queensland Board (trading as Racing Queensland) and provider are not responsible for the completeness or accuracy of any of the information contained herein, and makes no representations about its suitability for any purpose.