

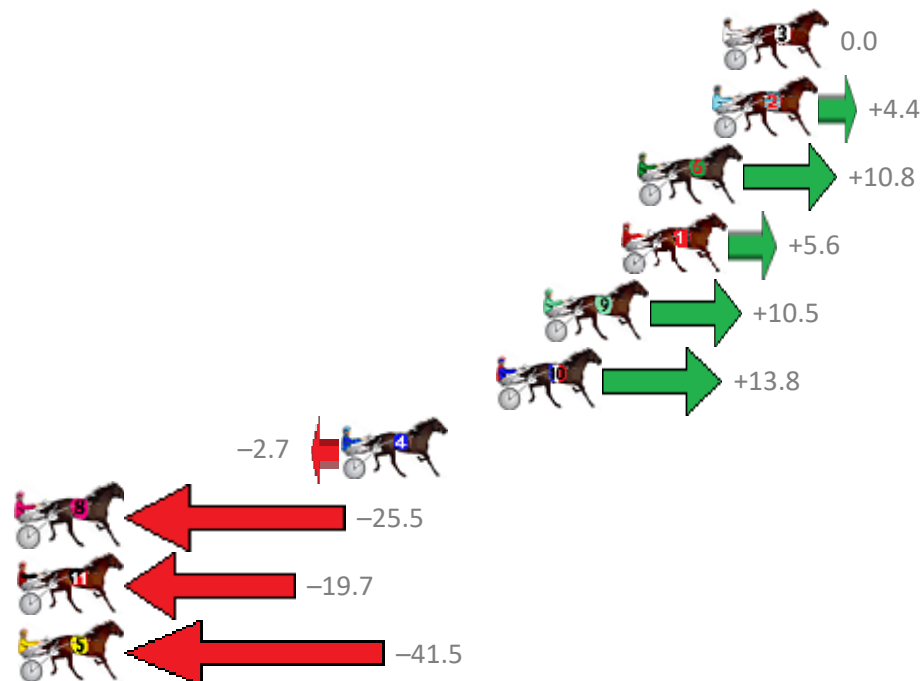
Albion Park Race 1 Distance 2138m

Thursday, 22 March 2018

Gross Time: 2:45.40 MileRate: 2:03.90 LeadTime: 43.30s First Qtr: 30.50s Second Qtr: 30.60s Third Qtr: 30.10s Fourth Qtr: 30.90s

No	Horse	Plc	Margin	Time	800Time (W)	400 Time (W)
3	DAY TOURER	1	0.0m	2:45.40	61.00s (0)	30.90s (0)
2	SOMEONES SINGING	2	0.4m	2:45.43	60.66s (0)	30.51s (0)
6	WIRRA STORM	3	3.4m	2:45.66	60.18s (0)	29.97s (0)
1	ILLAWONG BLISS	4	4.0m	2:45.71	60.57s (0)	30.41s (0)
9	LANSBURY	5	7.1m	2:45.95	60.20s (1)	30.23s (2)
10	ASTRAL RULER	6	9.0m	2:46.10	59.95s (1)	30.02s (2)
4	UWOULDNTBELIEVEIT	7	15.1m	2:46.57	61.21s (1)	31.25s (2)
8	GHENT	8	33.3m	2:47.97	62.94s (1)	32.56s (1)
11	FLASH ANGUS	9	38.5m	2:48.37	62.50s (0)	32.38s (1)
5	GO AHEAD MAKEMYDA	10	44.7m	2:48.85	64.16s (1)	33.80s (1)

Finish Position and metres gained from 800m



Trots Sectionals
 Powered by
www.pjdata.com.au
 Home of PJ Trots Analyser



The Racing Queensland Board (trading as Racing Queensland) and provider are not responsible for the completeness or accuracy of any of the information contained herein, and makes no representations about its suitability for any purpose.

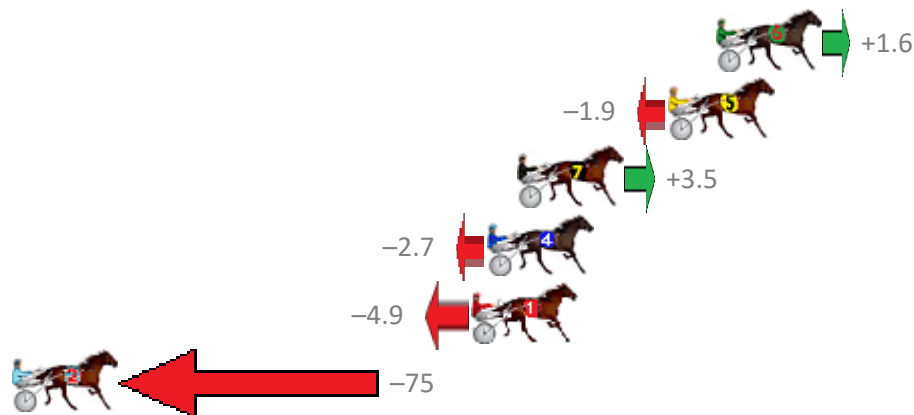
Albion Park Race 2 Distance 1660m

Thursday, 22 March 2018

Gross Time: 2:02.90 MileRate: 1:59.10 LeadTime: 3.60s First Qtr: 30.50s Second Qtr: 32.40s Third Qtr: 28.30s Fourth Qtr: 28.10s

No	Horse	Plc	Margin	Time	800Time (W)	400 Time (W)
6	MISS MONEYBAGS	1	0.0m	2:02.90	56.29s (1)	28.00s (1)
5	THATS BETTOR	2	1.9m	2:03.03	56.53s (0)	28.23s (0)
7	CHERRYS THE BEST	3	7.9m	2:03.45	56.15s (1)	27.84s (1)
4	GIZZMO	4	9.1m	2:03.54	56.59s (1)	28.30s (1)
1	BETTOR BECAUSE	5	9.7m	2:03.58	56.75s (0)	28.42s (0)
2	CANT AFFORD HER	6	85.3m	2:08.89	61.65s (0)	32.97s (0)

Finish Position and metres gained from 800m



Trots Sectionals
 Powered by
www.pjdata.com.au
 Home of PJ Trots Analyser



The Racing Queensland Board (trading as Racing Queensland) and provider are not responsible for the completeness or accuracy of any of the information contained herein, and makes no representations about its suitability for any purpose.


Albion Park Race 3 Distance 1660m

Thursday, 22 March 2018

Gross Time: 2:01.20 MileRate: 1:57.50 LeadTime: 3.50s First Qtr: 28.30s Second Qtr: 30.30s Third Qtr: 29.00s Fourth Qtr: 30.10s

No	Horse	Plc	Margin	Time	800Time (W)	400 Time (W)
8	PRIVATE JUJON	1	0.0m	2:01.20	58.77s (0)	29.75s (0)
1	OUR BODACIOUS	2	2.2m	2:01.37	59.25s (0)	30.27s (0)
11	COLADA ROSE	3	3.8m	2:01.49	58.55s (0)	29.68s (0)
9	BETTOR WATCH HIM	4	8.4m	2:01.83	58.70s (2)	29.93s (3)
3	LOCKTON ART	5	12.2m	2:02.12	59.59s (1)	30.15s (1)
10	BETTING BARON	6	12.6m	2:02.15	58.48s (2)	29.89s (2)
4	BALTIC BLUE EYES	7	16.6m	2:02.45	60.33s (1)	30.85s (1)
6	FAMOUS SHOES	8	22.1m	2:02.86	59.33s (1)	29.97s (1)
12	JULIA MAC	9	22.2m	2:02.87	58.80s (2)	30.24s (2)
2	ARMBROS LAD	10	29.4m	2:03.41	60.49s (1)	31.05s (1)
7	DAMINGO	11	32.9m	2:03.68	61.53s (2)	31.97s (2)
5	CAUSE A BIG SCENE	12	43.6m	2:04.48	60.98s (0)	32.10s (0)

Finish Position and metres gained from 800m



Trots Sectionals
 Powered by
www.pjdata.com.au
 Home of PJ Trots Analyser



The Racing Queensland Board (trading as Racing Queensland) and provider are not responsible for the completeness or accuracy of any of the information contained herein, and makes no representations about its suitability for any purpose.

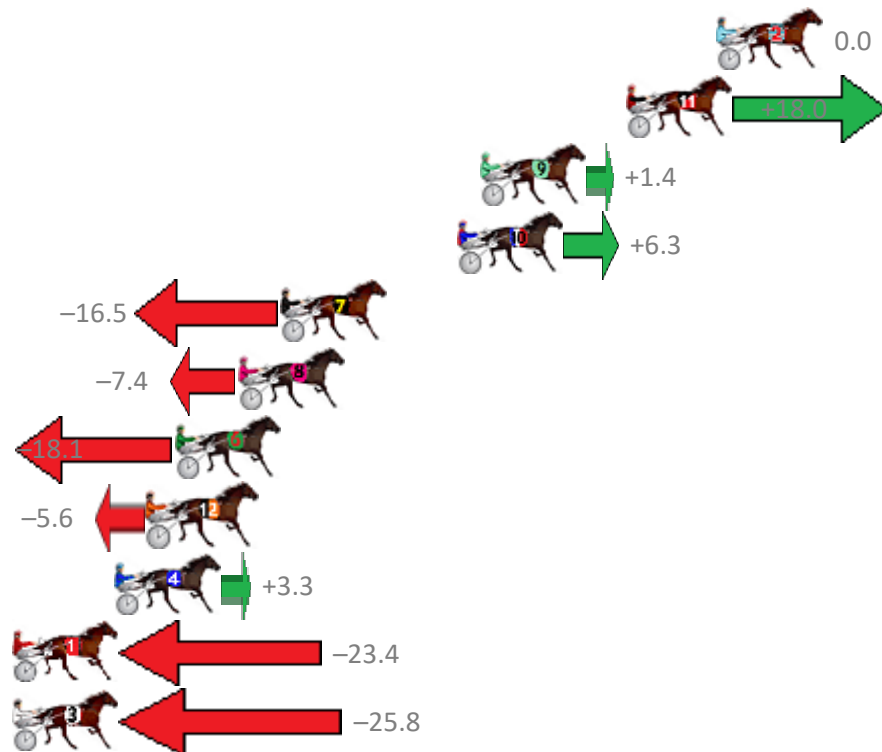
Albion Park Race 4 Distance 1660m

Thursday, 22 March 2018

Gross Time: 2:00.40 MileRate: 1:56.70 LeadTime: 3.40s First Qtr: 28.20s Second Qtr: 29.90s Third Qtr: 28.80s Fourth Qtr: 30.10s

No	Horse	Plc	Margin	Time	800Time (W)	400 Time (W)
2	NOTMUCHUPTOP	1	0.0m	2:00.40	58.90s (0)	30.10s (0)
11	ZED CODE	2	3.6m	2:00.67	57.57s (1)	28.82s (2)
9	NICKY MATTGREGOR	3	9.4m	2:01.11	58.80s (1)	29.93s (2)
10	HEAVENS HURRICANE	4	10.3m	2:01.18	58.44s (1)	29.66s (2)
7	IPANEMA BEACH	5	17.3m	2:01.70	60.11s (1)	31.04s (1)
8	TORQUE FEELS GOOD	6	19.0m	2:01.83	59.44s (0)	30.01s (0)
6	GETINANHANGON	7	21.5m	2:02.02	60.23s (2)	31.18s (2)
12	JACK DOUBLEYOU	8	22.6m	2:02.10	59.31s (0)	30.31s (1)
4	CHANG	9	23.9m	2:02.20	58.66s (1)	29.99s (2)
1	RIVERLEIGH RAVEN	10	29.8m	2:02.64	60.62s (0)	31.18s (0)
3	MONTANA BEACH	11	31.8m	2:02.79	60.80s (1)	31.32s (1)

Finish Position and metres gained from 800m



Trots Sectionals
 Powered by
www.pjdata.com.au
 Home of PJ Trots Analyser



The Racing Queensland Board (trading as Racing Queensland) and provider are not responsible for the completeness or accuracy of any of the information contained herein, and makes no representations about its suitability for any purpose.


Albion Park Race 5 Distance 2138m

Thursday, 22 March 2018

Gross Time: 2:36.80 MileRate: 1:58.00 LeadTime: 37.60s First Qtr: 31.20s Second Qtr: 30.00s Third Qtr: 28.20s Fourth Qtr: 29.80s

No	Horse	Plc	Margin	Time	800Time (W)	400 Time (W)
5	THUNDER MAC	1	0.0m	2:36.80	58.00s (0)	29.80s (0)
8	LYKA VERSION	2	9.2m	2:37.49	57.51s (0)	29.41s (2)
9	BLUE EYED CREATION	3	9.5m	2:37.51	58.21s (1)	29.94s (1)
4	ASHLEYS ANGEL	4	12.0m	2:37.69	56.90s (1)	29.19s (2)
1	JOHNNYCAKE	5	13.7m	2:37.82	58.25s (0)	30.00s (0)
7	SWAFFHAM WATER	6	20.5m	2:38.33	57.83s (1)	30.05s (0)
2	TASCOTT LADY	7	26.7m	2:38.79	59.56s (0)	31.30s (0)
3	NOVENA ROSE	8	27.8m	2:38.87	59.88s (1)	31.65s (1)
6	CHEYENNE WARRIOR	9	28.0m	2:38.89	58.04s (0)	29.62s (1)
12	MONTENEGRO	10	29.6m	2:39.01	58.55s (0)	29.98s (0)
10	BALLATOR THOR	11	40.3m	2:39.80	60.10s (1)	31.79s (1)

Finish Position and metres gained from 800m



Trots Sectionals
 Powered by
www.pjdata.com.au
 Home of PJ Trots Analyser




The Racing Queensland Board (trading as Racing Queensland) and provider are not responsible for the completeness or accuracy of any of the information contained herein, and makes no representations about its suitability for any purpose.

Albion Park Race 6 Distance 1660m

Thursday, 22 March 2018

Gross Time: 2:01.10 MileRate: 1:57.40 LeadTime: 3.40s First Qtr: 28.80s Second Qtr: 31.00s Third Qtr: 28.60s Fourth Qtr: 29.30s

No	Horse	Plc	Margin	Time	800Time (W)	400 Time (W)
2	ITS ALL TORQUE	1	0.0m	2:01.10	57.55s (0)	28.95s (0)
3	PURE MADNESS	2	4.4m	2:01.42	58.22s (0)	29.62s (0)
6	MO JARNEY	3	13.3m	2:02.07	58.17s (0)	29.57s (0)
8	VANTO HANOVER	4	17.4m	2:02.37	58.06s (1)	29.39s (2)
9	RAYONG PRINCESS	5	18.8m	2:02.48	58.51s (1)	29.86s (2)
12	ALWAYS BAD	6	19.2m	2:02.51	57.13s (1)	29.18s (2)
11	OSCAR'S GLORY	7	19.4m	2:02.52	57.54s (0)	29.23s (0)
1	MINI CAM	8	21.2m	2:02.65	58.39s (0)	29.72s (0)
10	CAMIVISTA	9	24.2m	2:02.87	56.76s (1)	28.86s (1)
7	FRANKS FORTUNE	10	24.5m	2:02.89	57.14s (1)	29.22s (2)
5	PANDORA'S DIAMOND	11	41.2m	2:04.12	60.52s (1)	31.57s (1)
4	JUST PIT BOSS	12	42.8m	2:04.24	59.54s (1)	30.93s (1)



Trots Sectionals
 Powered by
www.pjdata.com.au
 Home of PJ Trots Analyser



The Racing Queensland Board (trading as Racing Queensland) and provider are not responsible for the completeness or accuracy of any of the information contained herein, and makes no representations about its suitability for any purpose.

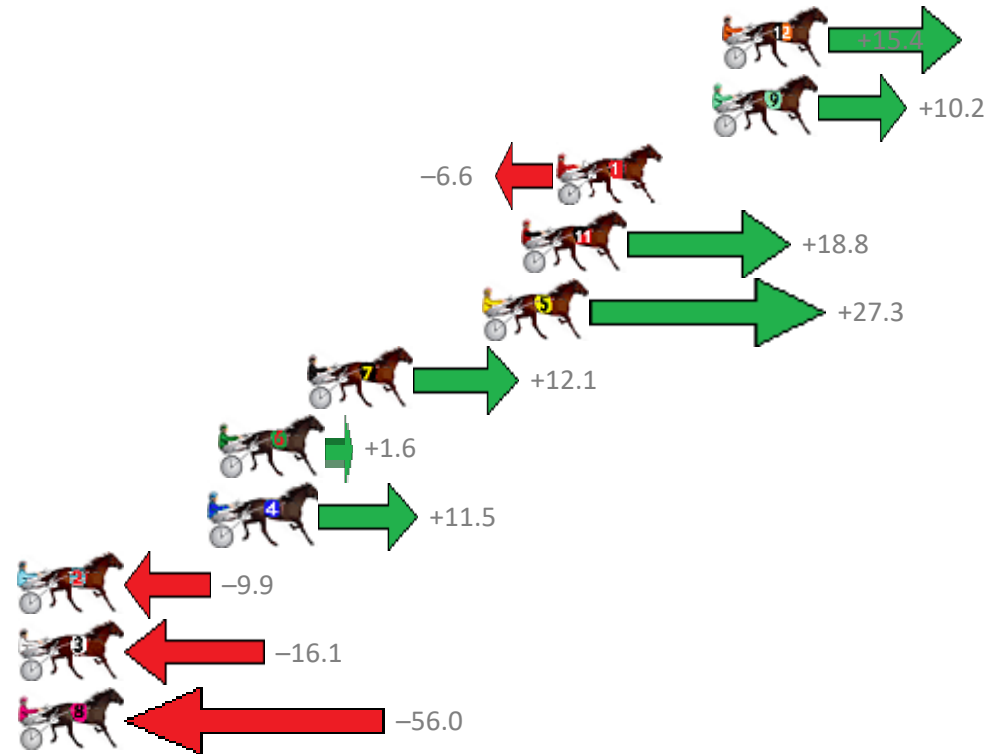
Albion Park Race 7 Distance 1660m

Thursday, 22 March 2018

Gross Time: 1:59.50 MileRate: 1:55.80 LeadTime: 3.30s First Qtr: 28.10s Second Qtr: 29.30s Third Qtr: 28.10s Fourth Qtr: 30.70s

NoHorse	Plc	Margin	Time	800Time (W)	400 Time (W)
12 HEZ RAZOR SHARP	1	0.0m	1:59.50	57.67s (0)	29.30s (1)
9 CHANGEVERME	2	0.4m	1:59.53	58.05s (0)	29.92s (0)
1 WESTERN COVE	3	6.6m	2:00.01	59.29s (0)	31.21s (0)
11 MR MEDDLE	4	8.0m	2:00.11	57.42s (1)	30.61s (1)
5 HANDSOME MAJOR	5	9.5m	2:00.23	56.79s (1)	29.50s (2)
7 BELLA RIPPIN	6	16.5m	2:00.77	57.91s (0)	29.76s (0)
6 GLASSCUTTERSPIRIT	7	20.0m	2:01.04	58.68s (0)	30.38s (0)
4 FALCON VISTA	8	20.3m	2:01.06	57.95s (1)	30.09s (1)
2 ONE TO TANGO	9	31.7m	2:01.93	59.53s (1)	31.29s (1)
3 KAAPALI	10	32.5m	2:01.99	59.98s (1)	31.80s (2)
8 ANNAS BEST	11	61.8m	2:04.24	62.92s (0)	33.98s (0)

Finish Position and metres gained from 800m



Trots Sectionals
 Powered by
www.pjdata.com.au
 Home of PJ Trots Analyser



The Racing Queensland Board (trading as Racing Queensland) and provider are not responsible for the completeness or accuracy of any of the information contained herein, and makes no representations about its suitability for any purpose.

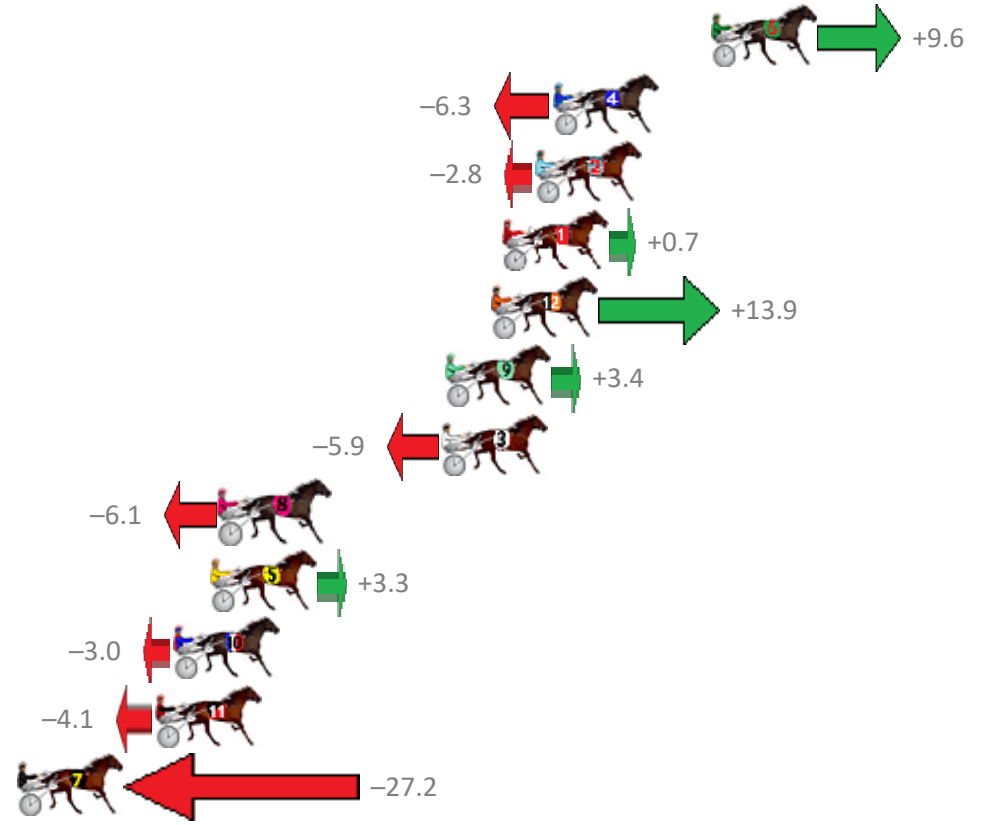
Albion Park Race 8 Distance 1660m

Thursday, 22 March 2018

Gross Time: 1:56.60 MileRate: 1:53.00 LeadTime: 3.40s First Qtr: 26.40s Second Qtr: 29.60s Third Qtr: 28.10s Fourth Qtr: 29.10s

No Horse	Plc	Margin	Time	800Time (W)	400 Time (W)
6 INA GREAT PLACE	1	0.0m	1:56.60	56.51s (1)	29.10s (1)
4 CHEAP TINT	2	6.3m	1:57.06	57.65s (0)	29.50s (0)
2 MOHEGAN SUN	3	7.0m	1:57.11	57.40s (0)	29.22s (0)
1 PLATINUM ART	4	8.3m	1:57.20	57.15s (0)	28.98s (0)
12 BUY CHEVRON DIRECT	5	8.7m	1:57.23	56.21s (0)	28.61s (0)
9 CHATTANOOGACHOOC	6	10.6m	1:57.37	56.96s (1)	29.52s (1)
3 FLOYD MAYWEATHER	7	10.7m	1:57.38	57.62s (1)	29.09s (2)
8 RORY MACH	8	19.5m	1:58.02	57.64s (0)	29.34s (1)
5 LONG ROAD TO FAME	9	19.9m	1:58.05	56.96s (1)	29.01s (2)
10 SHAREAPASSION	10	21.4m	1:58.16	57.41s (1)	29.46s (2)
11 SUPALINER	11	22.1m	1:58.21	57.49s (0)	29.17s (1)
7 COMPLY OR DIE	12	27.6m	1:58.61	59.14s (1)	30.26s (1)

Finish Position and metres gained from 800m



Trots Sectionals
 Powered by
www.pjdata.com.au
 Home of PJ Trots Analyser



The Racing Queensland Board (trading as Racing Queensland) and provider are not responsible for the completeness or accuracy of any of the information contained herein, and makes no representations about its suitability for any purpose.

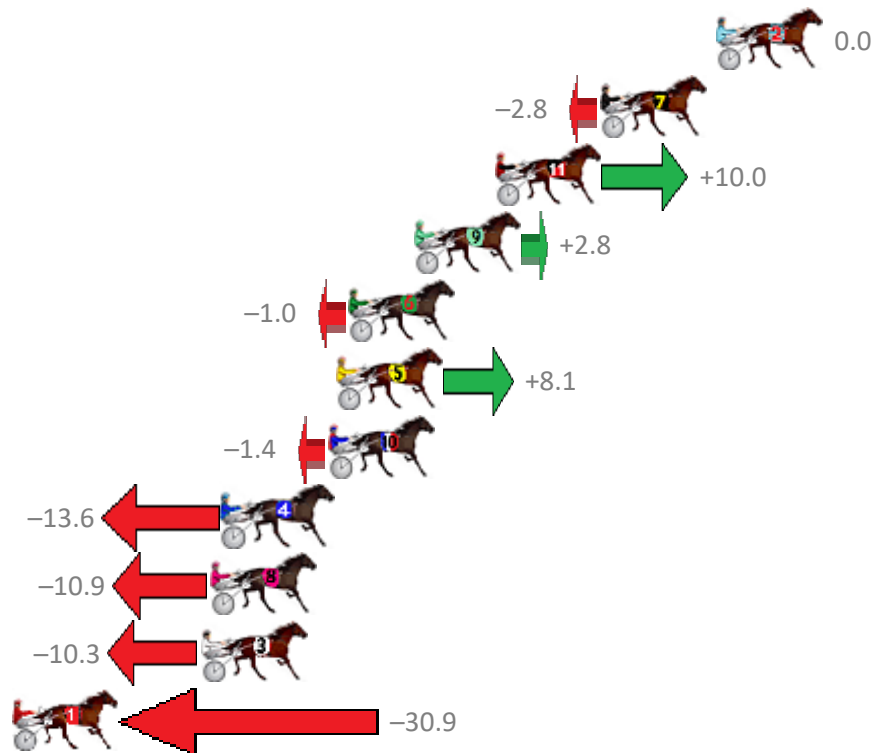
Albion Park Race 9 Distance 1660m

Thursday, 22 March 2018

Gross Time: 1:57.40 MileRate: 1:53.80 LeadTime: 3.30s First Qtr: 27.60s Second Qtr: 29.90s Third Qtr: 28.00s Fourth Qtr: 28.60s

No	Horse	Plc	Margin	Time	800Time (W)	400 Time (W)
2	LUCIFERS LEGEND	1	0.0m	1:57.40	56.60s (0)	28.60s (0)
7	ELENIARK	2	4.6m	1:57.73	56.80s (1)	28.77s (1)
11	ROYAL COUNSEL	3	8.8m	1:58.03	55.89s (2)	28.51s (2)
9	OUR MILLWOOD MAIZI	4	12.0m	1:58.26	56.40s (1)	28.29s (1)
6	WATTLEBANK FLYER	5	14.6m	1:58.44	56.67s (0)	28.36s (0)
5	LANCELOT BROMAC	6	15.1m	1:58.48	56.03s (2)	28.62s (2)
10	A GOOD CHANCE	7	15.4m	1:58.50	56.70s (2)	29.32s (2)
4	BODHI TREE	8	19.6m	1:58.80	57.56s (1)	29.52s (1)
8	ILLAWONG DREAMTIM	9	20.1m	1:58.84	57.37s (0)	29.06s (0)
3	MONTCALM	10	20.5m	1:58.87	57.33s (1)	29.24s (1)
1	MASTER MONTANA	11	35.9m	1:59.97	58.79s (0)	30.52s (0)

Finish Position and metres gained from 800m



Trots Sectionals
 Powered by
www.pjdata.com.au
 Home of PJ Trots Analyser



The Racing Queensland Board (trading as Racing Queensland) and provider are not responsible for the completeness or accuracy of any of the information contained herein, and makes no representations about its suitability for any purpose.