

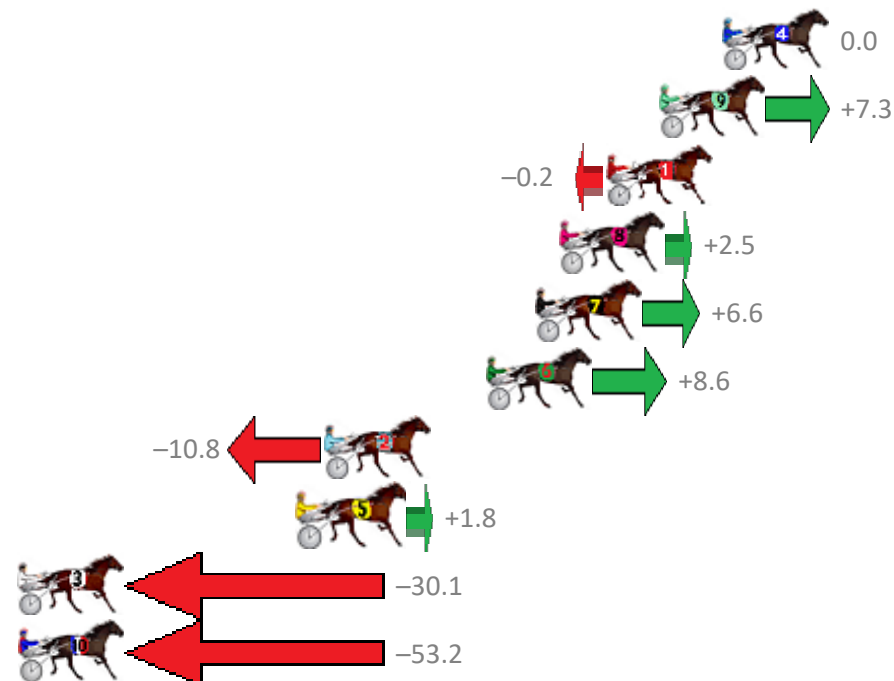
Redcliffe Race 1 Distance 1780m

Wednesday, 7 March 2018

Gross Time: 2:11.00 MileRate: 1:58.50 LeadTime: 11.40s First Qtr: 30.30s Second Qtr: 30.10s Third Qtr: 29.00s Fourth Qtr: 30.20s

No	Horse	Plc	Margin	Time	800Time (W)	400 Time (W)
4	PALE BEAR BOO	1	0.0m	2:11.00	59.20s (0)	30.20s (0)
9	JAZZY ARTIST	2	2.5m	2:11.19	58.66s (1)	29.44s (1)
1	ROYAL TAZ	3	4.6m	2:11.35	59.21s (0)	30.17s (0)
8	CORPORAL JUJON	4	6.5m	2:11.49	59.01s (0)	29.97s (0)
7	ROCKNROLL AMBER	5	7.4m	2:11.56	58.71s (0)	29.64s (0)
6	CELTIC CRUZA	6	9.4m	2:11.71	58.56s (2)	29.51s (2)
2	MR MEDDLE	7	15.8m	2:12.19	60.00s (1)	30.80s (2)
5	SPONDOOLEY	8	16.8m	2:12.27	59.07s (0)	29.99s (0)
3	OSCARS GLORY	9	30.3m	2:13.29	61.43s (1)	32.06s (1)
10	OUR PEPPERJACK	10	67.0m	2:16.06	63.14s (2)	33.46s (1)

Finish Position and metres gained from 800m



Trots Sectionals
 Powered by
www.pjdata.com.au
 Home of PJ Trots Analyser



The Racing Queensland Board (trading as Racing Queensland) and provider are not responsible for the completeness or accuracy of any of the information contained herein, and makes no representations about its suitability for any purpose.


Redcliffe Race 2 Distance 1780m

Wednesday, 7 March 2018

Gross Time: 2:11.20 MileRate: 1:58.60 LeadTime: 11.00s First Qtr: 29.70s Second Qtr: 29.70s Third Qtr: 29.50s Fourth Qtr: 31.30s

No	Horse	Plc	Margin	Time	800Time (W)	400 Time (W)
3	COULDNTBETOLD	1	0.0m	2:11.20	59.99s (1)	30.77s (0)
5	MIDNIGHT BENDER	2	8.1m	2:11.83	61.42s (0)	31.93s (0)
2	ONE TO TANGO	3	27.8m	2:13.38	61.36s (1)	31.52s (1)
4	HAVETOGETAWAYMOR	4	29.7m	2:13.52	61.60s (0)	31.32s (0)
8	LYNCHMAN	5	34.8m	2:13.92	61.48s (1)	31.57s (2)
7	ISOLA BELLA	6	45.1m	2:14.73	63.07s (1)	33.23s (1)
9	OUR BODACIOUS	7	46.4m	2:14.83	63.23s (0)	32.96s (0)
1	FLASHING GOOD TIME	8	49.2m	2:15.05	63.99s (0)	33.51s (0)
10	THERESACHANCE	9	49.3m	2:15.06	62.05s (1)	32.70s (1)

Finish Position and metres gained from 800m



Trots Sectionals
 Powered by
www.pjdata.com.au
 Home of PJ Trots Analyser



The Racing Queensland Board (trading as Racing Queensland) and provider are not responsible for the completeness or accuracy of any of the information contained herein, and makes no representations about its suitability for any purpose.

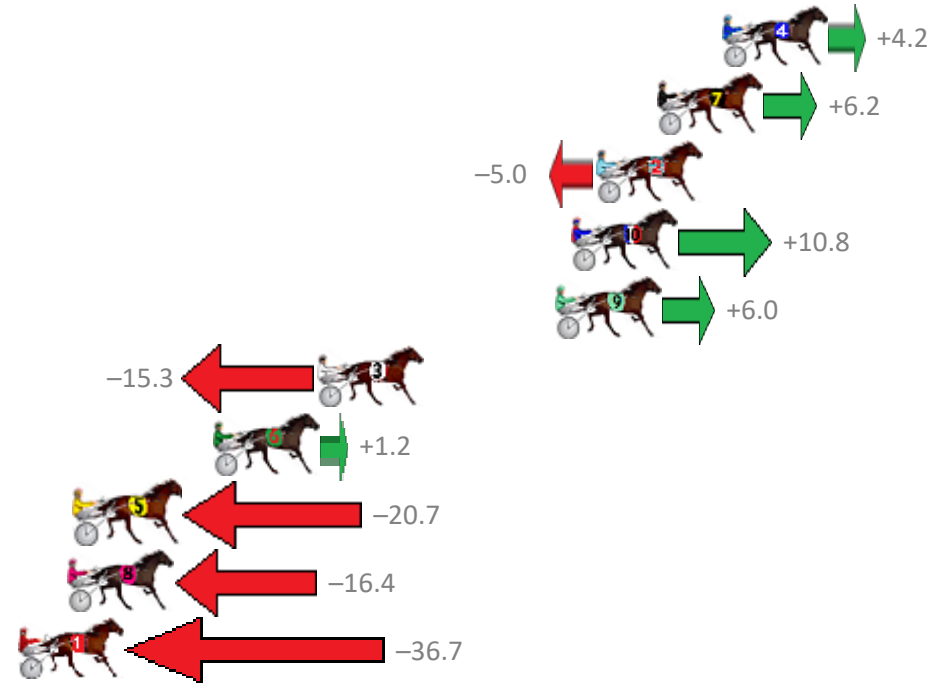
Redcliffe Race 3 Distance 1780m

Wednesday, 7 March 2018

Gross Time: 2:14.50 MileRate: 2:01.60 LeadTime: 11.90s First Qtr: 31.00s Second Qtr: 32.00s Third Qtr: 29.60s Fourth Qtr: 30.00s

No Horse	Plc	Margin	Time	800Time (W)	400 Time (W)
4 BARON JUJON	1	0.0m	2:14.50	59.29s (0)	29.64s (0)
7 TIME TRAVELLER	2	2.6m	2:14.70	59.14s (0)	29.49s (0)
2 KAAPALI	3	5.0m	2:14.88	59.97s (0)	30.38s (0)
10 ONYAJANS	4	6.0m	2:14.95	58.80s (2)	29.73s (2)
9 CHANGEVERME	5	6.6m	2:14.99	59.15s (2)	30.14s (2)
3 LONG DIRT ROAD	6	16.1m	2:15.71	60.74s (1)	31.09s (1)
6 WEASEL	7	20.2m	2:16.01	59.51s (2)	30.01s (2)
5 CAMIVISTA	8	25.7m	2:16.43	61.14s (1)	31.27s (1)
8 BALLATOR THOR	9	26.0m	2:16.45	60.82s (1)	30.93s (1)
1 LUCKY NED PEPPER	10	111.7m	2:22.88	62.33s (0)	32.38s (0)

Finish Position and metres gained from 800m



Trots Sectionals
 Powered by
www.pjdata.com.au
 Home of PJ Trots Analyser



The Racing Queensland Board (trading as Racing Queensland) and provider are not responsible for the completeness or accuracy of any of the information contained herein, and makes no representations about its suitability for any purpose.

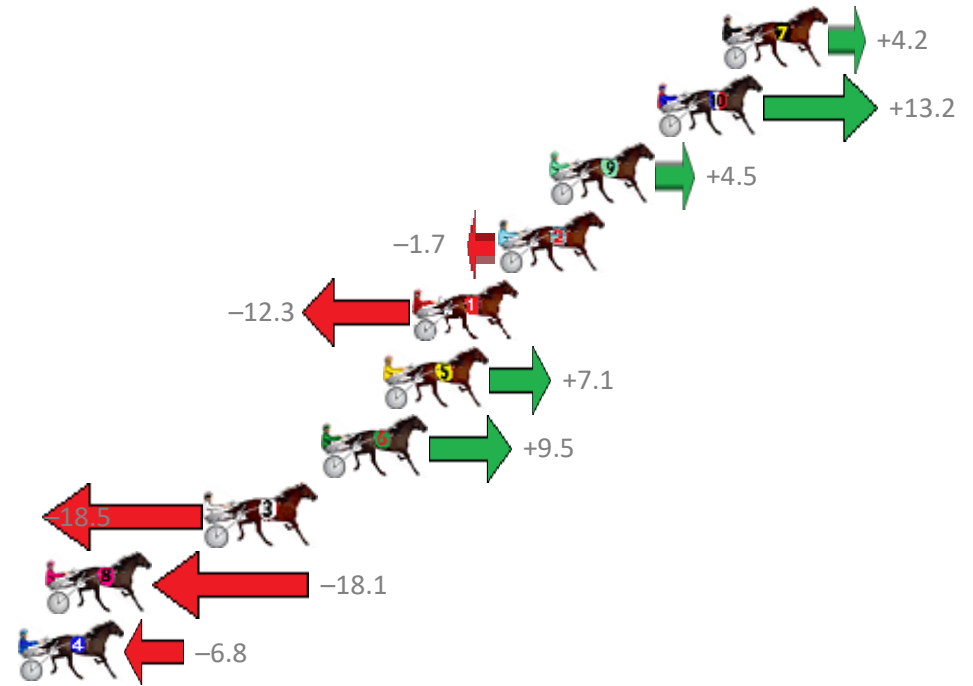
Redcliffe Race 4 Distance 1780m

Wednesday, 7 March 2018

Gross Time: 2:13.90 MileRate: 2:01.00 LeadTime: 11.80s First Qtr: 31.30s Second Qtr: 31.00s Third Qtr: 30.10s Fourth Qtr: 29.70s

No	Horse	Plc	Margin	Time	800Time (W)	400 Time (W)
7	WESTERN JEWELS	1	0.0m	2:13.90	59.49s (0)	29.39s (0)
10	THE FORMULA ONE	2	2.6m	2:14.09	58.81s (1)	28.69s (1)
9	SPLASH OF GOLD	3	6.9m	2:14.41	59.46s (1)	29.37s (1)
2	TORQUE FEELS GOOD	4	8.9m	2:14.56	59.93s (1)	29.86s (1)
1	ROCKNROLL PROMISE	5	12.3m	2:14.81	60.72s (0)	30.61s (0)
5	JUSTALITTLE TORQUE	6	13.5m	2:14.90	59.27s (1)	29.14s (1)
6	ALWAYS A JEWEL	7	15.9m	2:15.08	59.09s (1)	28.96s (1)
3	MY SECRET TORQUE	8	20.5m	2:15.42	61.18s (1)	31.21s (1)
8	LEORYAN	9	26.9m	2:15.90	61.15s (0)	30.97s (0)
4	UNDERTHEKILT	10	28.0m	2:15.98	60.31s (0)	30.65s (0)

Finish Position and metres gained from 800m



Trots Sectionals
 Powered by
www.pjdata.com.au
 Home of PJ Trots Analyser



The Racing Queensland Board (trading as Racing Queensland) and provider are not responsible for the completeness or accuracy of any of the information contained herein, and makes no representations about its suitability for any purpose.

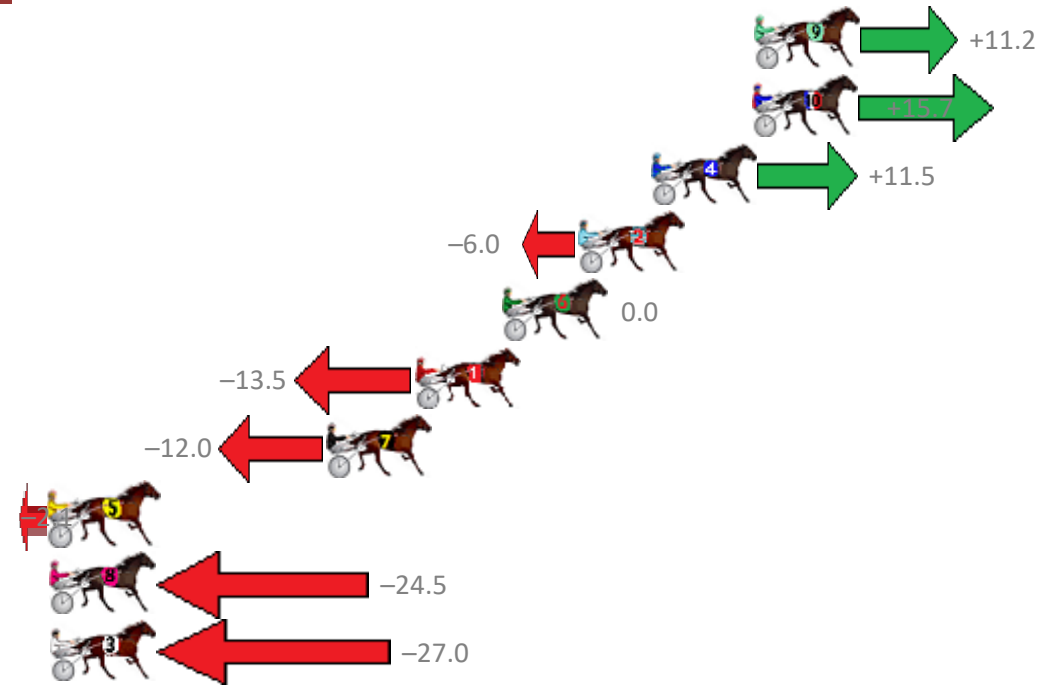
Redcliffe Race 5 Distance 2040m

Wednesday, 7 March 2018

Gross Time: 2:36.60 MileRate: 2:03.50 LeadTime: 32.60s First Qtr: 31.50s Second Qtr: 30.80s Third Qtr: 30.10s Fourth Qtr: 31.60s

No	Horse	Plc	Margin	Time	800Time (W)	400 Time (W)
9	COLADA ROSE	1	0.0m	2:36.60	60.84s (1)	30.86s (1)
10	JULIA MAC	2	0.1m	2:36.61	60.49s (1)	30.60s (3)
4	LOCKTON ART	3	4.1m	2:36.92	60.81s (0)	30.52s (2)
2	SONNY ORLANDO	4	7.0m	2:37.15	62.16s (1)	31.93s (1)
6	DAMINGO	5	10.0m	2:37.39	61.70s (0)	31.47s (0)
1	PURE MADNESS	6	13.5m	2:37.67	62.74s (0)	32.67s (0)
7	PONOVER	7	17.0m	2:37.94	62.63s (0)	32.44s (0)
5	MANY DELIGHTS	8	30.3m	2:38.99	61.86s (0)	31.66s (0)
8	ARMBROS LAD	9	30.7m	2:39.03	63.59s (1)	33.33s (2)
3	WECANONLYHOPE	10	47.0m	2:40.31	63.78s (2)	32.86s (1)

Finish Position and metres gained from 800m



Trots Sectionals
 Powered by
www.pjdata.com.au
 Home of PJ Trots Analyser



The Racing Queensland Board (trading as Racing Queensland) and provider are not responsible for the completeness or accuracy of any of the information contained herein, and makes no representations about its suitability for any purpose.

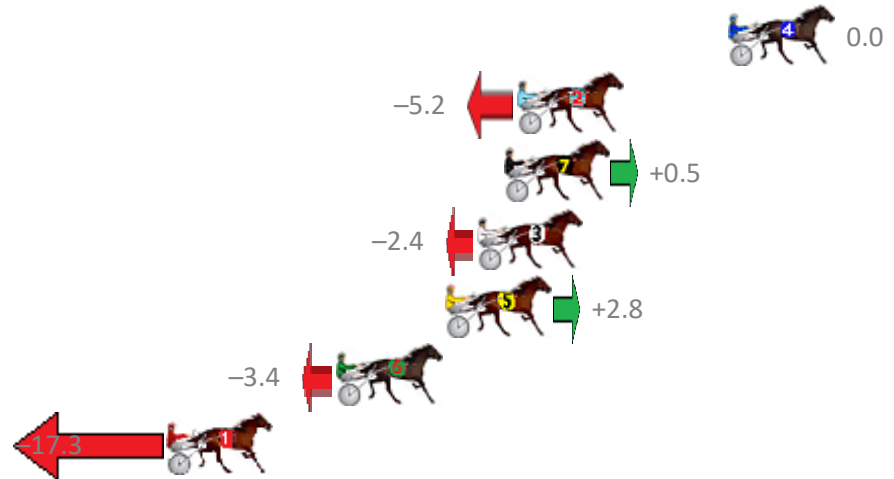
Redcliffe Race 6 Distance 2040m

Wednesday, 7 March 2018

Gross Time: 2:32.90 MileRate: 2:00.60 LeadTime: 31.20s First Qtr: 31.40s Second Qtr: 31.90s Third Qtr: 29.10s Fourth Qtr: 29.30s

No	Horse	Plc	Margin	Time	800Time (W)	400 Time (W)
4	MUCHO MACHO MAN	1	0.0m	2:32.90	58.40s (0)	29.30s (0)
2	ILLAWONG DREAMTIM	2	8.4m	2:33.52	58.78s (1)	29.65s (1)
7	WATTLEBANK FLYER	3	8.9m	2:33.55	58.36s (0)	29.03s (0)
3	SHEZABONNYGEM	4	10.0m	2:33.63	58.58s (1)	29.45s (1)
5	CHEERS KATHY	5	11.2m	2:33.72	58.20s (0)	28.83s (1)
6	MONTCALM	6	15.6m	2:34.04	58.65s (1)	29.49s (1)
1	RIVERLEIGH WILLIAM	7	22.3m	2:34.53	59.66s (0)	30.35s (0)

Finish Position and metres gained from 800m



Trots Sectionals
 Powered by
www.pjdata.com.au
 Home of PJ Trots Analyser



The Racing Queensland Board (trading as Racing Queensland) and provider are not responsible for the completeness or accuracy of any of the information contained herein, and makes no representations about its suitability for any purpose.

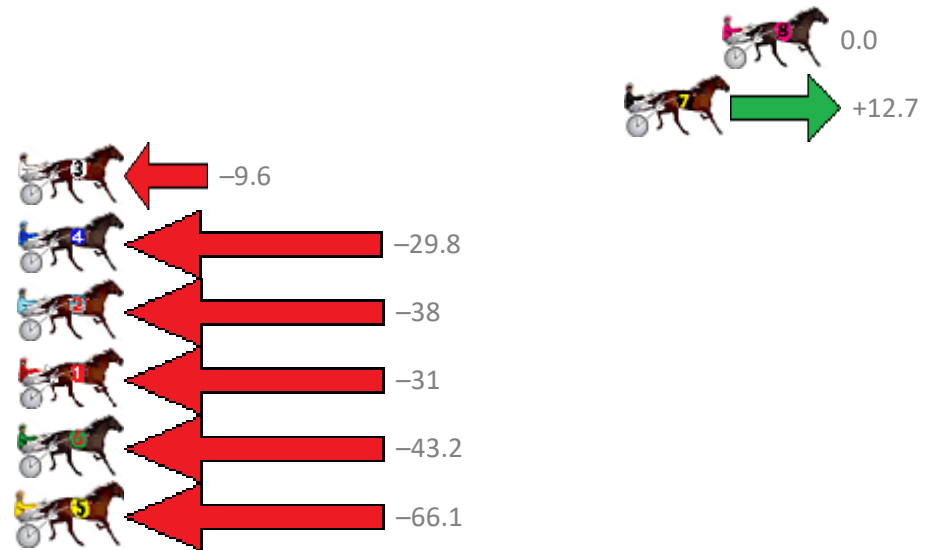
Redcliffe Race 7 Distance 1780m

Wednesday, 7 March 2018

Gross Time: 2:12.70 MileRate: 2:00.00 LeadTime: 11.40s First Qtr: 28.80s Second Qtr: 30.20s Third Qtr: 30.00s Fourth Qtr: 32.30s

No	Horse	Plc	Margin	Time	800Time (W)	400 Time (W)
8	THE FRAME	1	0.0m	2:12.70	62.30s (0)	32.30s (0)
7	DARBY BRIGHTS	2	3.9m	2:13.01	61.31s (1)	31.10s (1)
3	HIGH ON MONTANA	3	28.0m	2:14.96	63.05s (0)	32.40s (2)
4	SLIPPERY ART	4	42.8m	2:16.16	64.62s (0)	33.85s (0)
2	WEDDING NIGHT	5	45.6m	2:16.38	65.20s (0)	34.43s (0)
1	ROCKNROLL DIOR	6	54.8m	2:17.13	64.67s (0)	34.00s (0)
6	ZARA ZARA REIGN	7	72.8m	2:18.58	65.66s (0)	34.79s (0)
5	ZED EXPRESS	8	78.1m	2:19.01	67.45s (1)	36.70s (1)

Finish Position and metres gained from 800m



Trots Sectionals
 Powered by
www.pjdata.com.au
 Home of PJ Trots Analyser









The Racing Queensland Board (trading as Racing Queensland) and provider are not responsible for the completeness or accuracy of any of the information contained herein, and makes no representations about its suitability for any purpose.

Redcliffe Race 8 Distance 2040m

Wednesday, 7 March 2018

Gross Time: 2:34.90 MileRate: 2:02.20 LeadTime: 33.20s First Qtr: 32.10s Second Qtr: 31.00s Third Qtr: 29.80s Fourth Qtr: 28.80s

No Horse	Plc	Margin	Time	800Time (W)	400 Time (W)		Finish Position and metres gained from 800m
2 BRONSKI MACKENZIE	1	0.0m	2:34.90	58.60s (0)	28.80s (0)		 0.0
4 BIG BEAT	2	20.7m	2:36.39	59.85s (1)	30.02s (1)	-17.1	
3 TELLELLA	3	23.0m	2:36.56	59.67s (1)	29.75s (1)	-14.6	
5 VELOCE BELLA	4	24.6m	2:36.67	59.39s (1)	29.45s (1)	-10.8	
7 LONG LEGS LOU	5	26.6m	2:36.82	59.85s (0)	29.68s (0)	-17.0	
1 IFYOUBELIEVE	6	29.2m	2:37.00	60.39s (0)	30.28s (0)	-24.4	



Trots Sectionals
 Powered by
www.pjdata.com.au
 Home of PJ Trots Analyser



The Racing Queensland Board (trading as Racing Queensland) and provider are not responsible for the completeness or accuracy of any of the information contained herein, and makes no representations about its suitability for any purpose.