

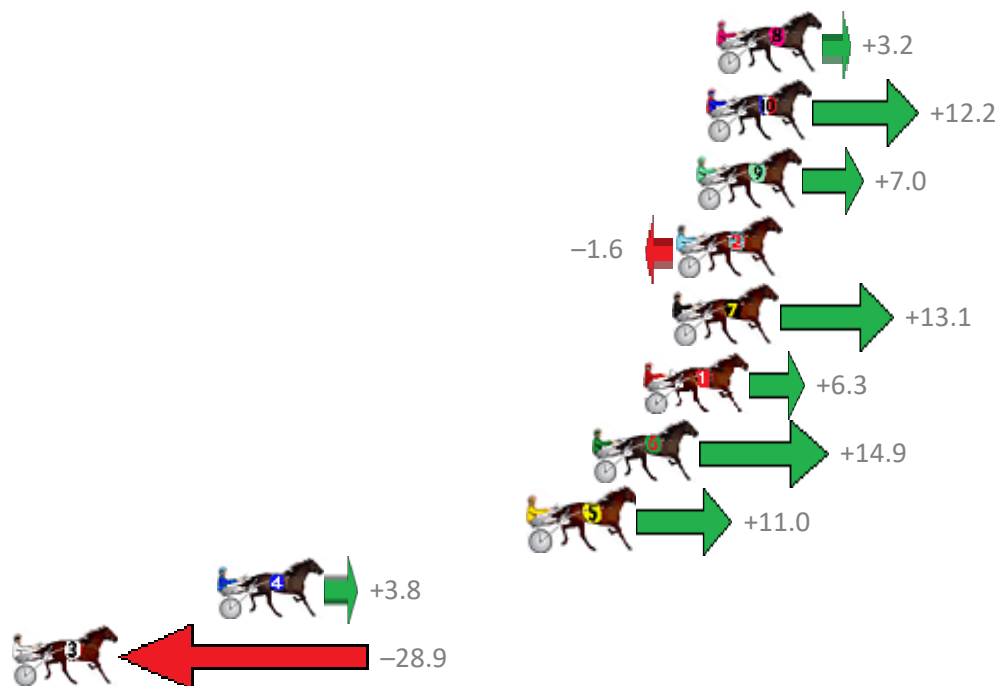
Redcliffe Race 1 Distance 1780m

Wednesday, 7 February 2018

Gross Time: 2:10.80 MileRate: 1:58.30 LeadTime: 11.20s First Qtr: 30.10s Second Qtr: 30.30s Third Qtr: 29.70s Fourth Qtr: 29.50s

No Horse	Plc	Margin	Time	800Time (W)	400 Time (W)
8 MISTER HART	1	0.0m	2:10.80	58.96s (1)	29.32s (1)
10 SHEZABONNYGEM	2	0.4m	2:10.83	58.30s (1)	28.66s (1)
9 PUNTERS DELIGHT	3	0.8m	2:10.86	58.68s (1)	29.01s (1)
2 CORPORAL JUJON	4	1.6m	2:10.92	59.32s (0)	29.62s (0)
7 HOT ROD HEAVEN	5	1.7m	2:10.93	58.23s (0)	28.56s (0)
1 SPONDOOLEY	6	2.9m	2:11.01	58.73s (0)	28.99s (0)
6 THE AMERICAN DREAM	7	4.9m	2:11.16	58.10s (0)	28.39s (0)
5 MAJOR STRIKE	8	7.4m	2:11.35	58.39s (1)	28.75s (1)
4 CHANG MAI	9	19.8m	2:12.26	58.92s (1)	29.28s (1)
3 MONUMENTAL	10	33.5m	2:13.27	61.34s (0)	31.57s (0)

Finish Position and metres gained from 800m



Trots Sectionals
 Powered by
www.pjdata.com.au
 Home of PJ Trots Analyser



The Racing Queensland Board (trading as Racing Queensland) and provider are not responsible for the completeness or accuracy of any of the information contained herein, and makes no representations about its suitability for any purpose.

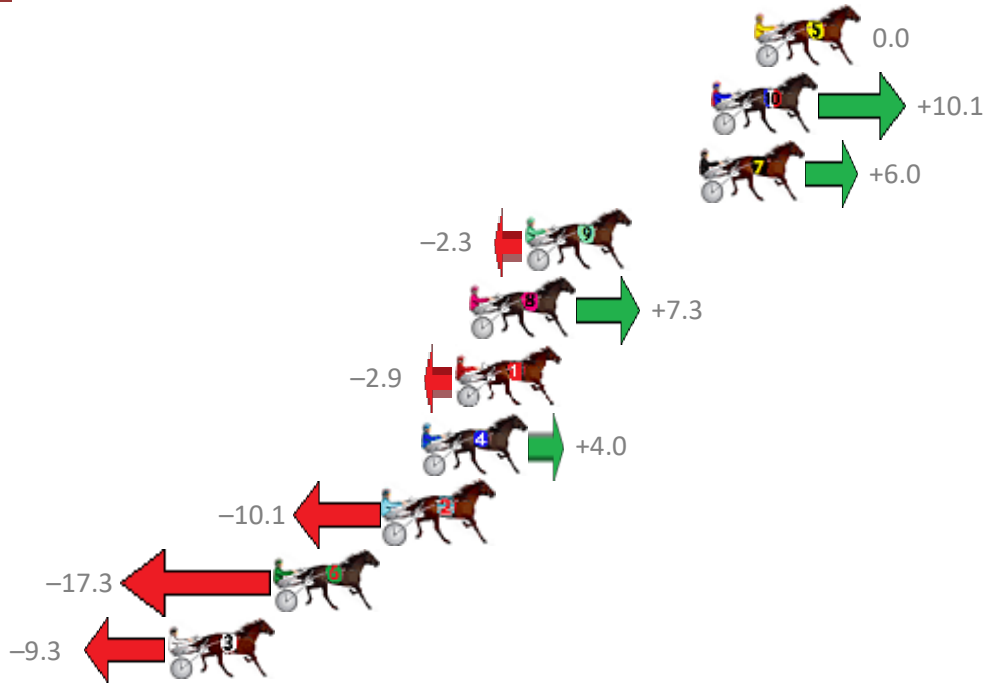
Redcliffe Race 2 Distance 1780m

Wednesday, 7 February 2018

Gross Time: 2:12.40 MileRate: 1:59.70 LeadTime: 11.50s First Qtr: 28.80s Second Qtr: 32.00s Third Qtr: 29.40s Fourth Qtr: 30.70s

No	Horse	Plc	Margin	Time	800Time (W)	400 Time (W)
5	OSCAR'S GLORY	1	0.0m	2:12.40	60.10s (0)	30.70s (0)
10	BOB GAGE	2	1.7m	2:12.53	59.34s (1)	30.14s (2)
7	ROCKNROLL AMBER	3	2.2m	2:12.57	59.65s (2)	30.61s (2)
9	SAND SAFARI	4	9.1m	2:13.10	60.27s (1)	30.82s (1)
8	MISS POSITIVITY	5	11.3m	2:13.27	59.55s (0)	30.29s (2)
1	SWAFFHAM WATER	6	11.9m	2:13.31	60.32s (0)	30.83s (0)
4	HAVETOGETAWAYMOR	7	13.2m	2:13.41	59.80s (1)	30.75s (1)
2	WHAT A FLIGHT	8	14.7m	2:13.53	60.86s (0)	31.40s (0)
6	ONYAJANS	9	19.1m	2:13.87	61.40s (1)	31.94s (1)
3	NOTTELLINYA	10	23.3m	2:14.19	60.80s (0)	31.31s (0)

Finish Position and metres gained from 800m



Trots Sectionals
 Powered by
www.pjdata.com.au
 Home of PJ Trots Analyser



The Racing Queensland Board (trading as Racing Queensland) and provider are not responsible for the completeness or accuracy of any of the information contained herein, and makes no representations about its suitability for any purpose.

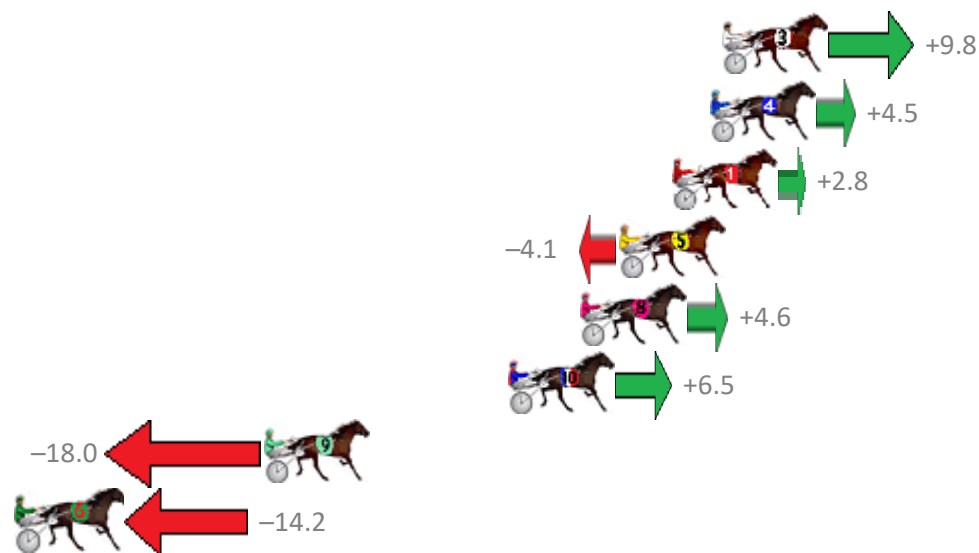
Redcliffe Race 3 Distance 1780m

Wednesday, 7 February 2018

Gross Time: 2:13.90 MileRate: 2:01.00 LeadTime: 11.50s First Qtr: 31.70s Second Qtr: 31.10s Third Qtr: 29.40s Fourth Qtr: 30.20s

No Horse	Plc	Margin	Time	800Time (W)	400 Time (W)
3 SHERIFF JUJON	1	0.0m	2:13.90	58.87s (1)	29.29s (1)
4 HERES MY NUMBER	2	0.5m	2:13.94	59.26s (1)	29.65s (1)
1 IM ISABELLA	3	2.0m	2:14.05	59.39s (0)	30.00s (0)
5 JULES AND DENISE	4	4.1m	2:14.21	59.91s (0)	30.51s (0)
8 THE FORMULA ONE	5	5.6m	2:14.32	59.26s (0)	29.87s (0)
10 SANTASTIC PRINCESS	6	8.5m	2:14.54	59.12s (1)	29.78s (2)
9 FLIPPA PENNY	7	18.2m	2:15.27	60.94s (1)	31.33s (1)
6 CERTAINLY WAITNSEE	8	33.6m	2:16.44	60.66s (0)	31.54s (0)

Finish Position and metres gained from 800m



Trots Sectionals
 Powered by
www.pjdata.com.au
 Home of PJ Trots Analyser

The Racing Queensland Board (trading as Racing Queensland) and provider are not responsible for the completeness or accuracy of any of the information contained herein, and makes no representations about its suitability for any purpose.

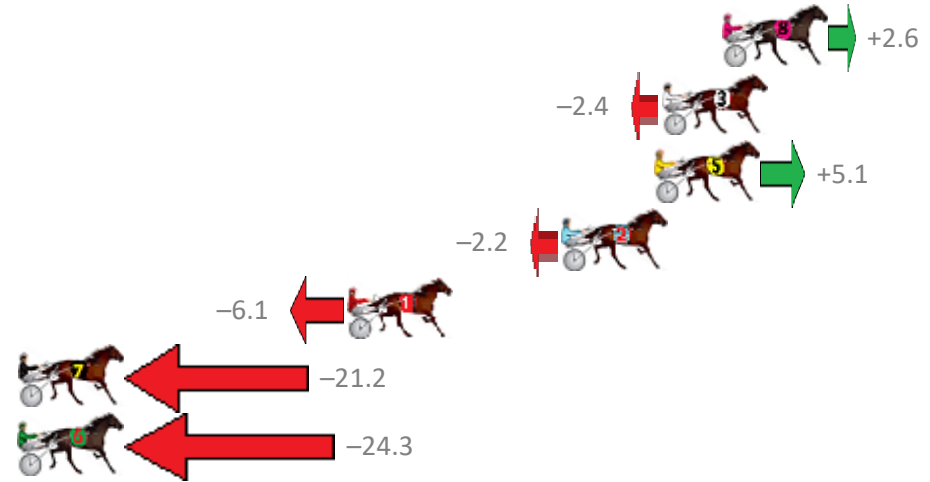
Redcliffe Race 4 Distance 2040m

Wednesday, 7 February 2018

Gross Time: 2:32.30 MileRate: 2:00.10 LeadTime: 30.90s First Qtr: 31.30s Second Qtr: 30.90s Third Qtr: 29.60s Fourth Qtr: 29.60s

No	Horse	Plc	Margin	Time	800Time (W)	400 Time (W)
8	MR MEDDLE	1	0.0m	2:32.30	59.01s (1)	29.51s (1)
3	HANDSOME MAJOR	2	2.4m	2:32.48	59.38s (0)	29.78s (0)
5	BONNIE JUJON	3	2.7m	2:32.50	58.82s (1)	29.31s (1)
2	ROYAL TAZ	4	6.4m	2:32.77	59.36s (0)	29.76s (0)
1	TOORAM LAD	5	14.9m	2:33.40	59.65s (0)	29.95s (0)
7	SUMMER MONEY	6	35.0m	2:34.89	60.77s (0)	30.99s (0)
6	GALLEONS WARRIOR	7	37.1m	2:35.05	61.00s (1)	31.13s (1)

Finish Position and metres gained from 800m



Trots Sectionals
 Powered by
www.pjdata.com.au
 Home of PJ Trots Analyser



The Racing Queensland Board (trading as Racing Queensland) and provider are not responsible for the completeness or accuracy of any of the information contained herein, and makes no representations about its suitability for any purpose.

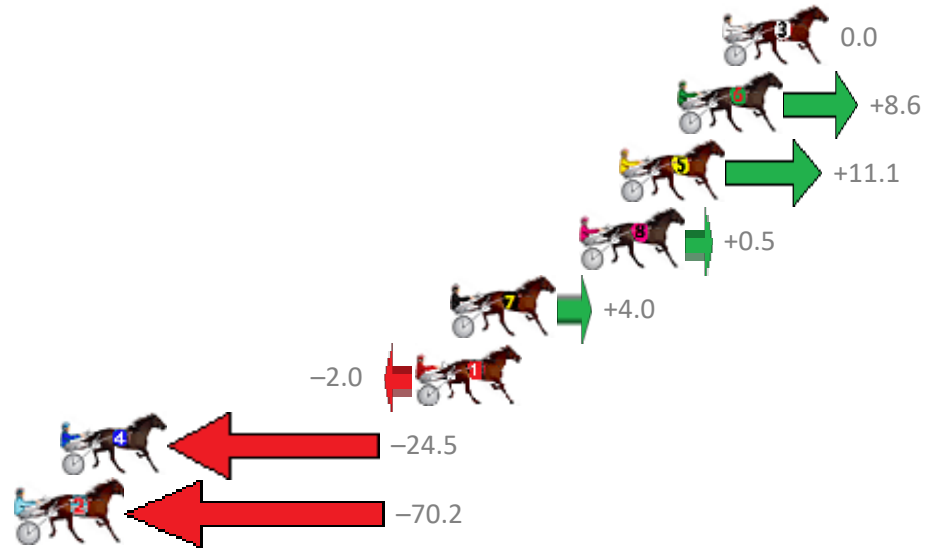
Redcliffe Race 5 Distance 2040m

Wednesday, 7 February 2018

Gross Time: 2:35.60 MileRate: 2:02.70 LeadTime: 31.30s First Qtr: 31.30s Second Qtr: 32.50s Third Qtr: 30.10s Fourth Qtr: 30.40s

No	Horse	Plc	Margin	Time	800Time (W)	400 Time (W)
3	DIABOLO STAR	1	0.0m	2:35.60	60.50s (0)	30.40s (0)
6	DAMINGO	2	1.8m	2:35.74	59.85s (2)	29.69s (2)
5	SONNY ORLANDO	3	4.1m	2:35.91	59.66s (1)	29.53s (2)
8	IM ROLLING STONED	4	5.7m	2:36.03	60.46s (1)	30.36s (2)
7	CHEYENNE WARRIOR	5	10.8m	2:36.42	60.20s (0)	30.58s (1)
1	JUST CALL ME GOOSE	6	12.2m	2:36.53	60.65s (0)	30.31s (1)
4	PONOVER	7	26.3m	2:37.60	62.35s (1)	32.17s (1)
2	COLADA ROSE	8	75.4m	2:41.33	65.81s (0)	35.29s (0)

Finish Position and metres gained from 800m



Trots Sectionals
 Powered by
www.pjdata.com.au
 Home of PJ Trots Analyser



The Racing Queensland Board (trading as Racing Queensland) and provider are not responsible for the completeness or accuracy of any of the information contained herein, and makes no representations about its suitability for any purpose.

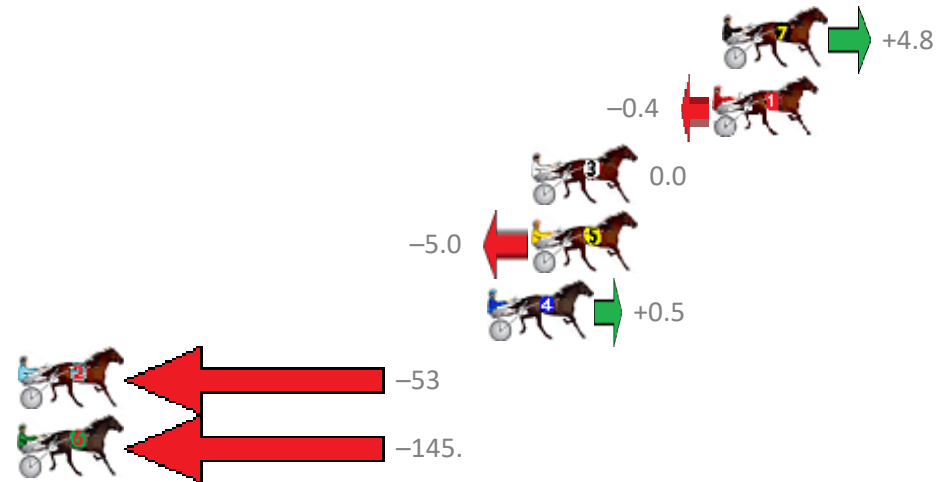
Redcliffe Race 6 Distance 2040m

Wednesday, 7 February 2018

Gross Time: 2:36.70 MileRate: 2:03.60 LeadTime: 31.90s First Qtr: 33.50s Second Qtr: 32.50s Third Qtr: 29.80s Fourth Qtr: 29.00s

No	Horse	Plc	Margin	Time	800Time (W)	400 Time (W)
7	GETOUTNWALK	1	0.0m	2:36.70	58.45s (0)	28.70s (0)
1	NEVERHAVEIEVER	2	0.4m	2:36.73	58.83s (0)	29.03s (0)
3	MAJOR GENERALJUJON	3	7.6m	2:37.25	58.80s (1)	29.03s (1)
5	MAJORDOIT	3	7.6m	2:37.25	59.17s (1)	29.33s (1)
4	SCULPTURED	5	9.3m	2:37.37	58.76s (0)	29.04s (0)
2	MILLY BROMAC	6	65.9m	2:41.48	62.69s (1)	31.95s (1)
6	FEEL THE CHARM	7	196.7m	2:50.96	69.51s (0)	36.01s (0)

Finish Position and metres gained from 800m



Trots Sectionals
 Powered by
www.pjdata.com.au
 Home of PJ Trots Analyser













The Racing Queensland Board (trading as Racing Queensland) and provider are not responsible for the completeness or accuracy of any of the information contained herein, and makes no representations about its suitability for any purpose.

Redcliffe Race 7 Distance 1780m

Wednesday, 7 February 2018

Gross Time: 2:14.20 MileRate: 2:01.30 LeadTime: 11.50s First Qtr: 30.50s Second Qtr: 31.80s Third Qtr: 30.50s Fourth Qtr: 29.90s

No Horse	Plc	Margin	Time	800Time (W)	400 Time (W)	Finish Position and metres gained from 800m
4 MIDLOIN BLUES	1	0.0m	2:14.20	60.40s (0)	29.90s (0)	 0.0
7 WILLSINTOWN	2	10.0m	2:14.95	60.35s (1)	30.32s (2)	 +0.6
10 CAUSE A BIG SCENE	3	20.1m	2:15.70	59.97s (1)	30.13s (2)	 +5.7
9 TIMETOGETHAPPY	4	22.0m	2:15.84	60.48s (1)	30.66s (2)	 -1.0
2 NIKOLO	5	23.9m	2:15.99	61.84s (0)	31.19s (0)	 -19.1
5 MISS AVA	6	24.1m	2:16.00	61.06s (0)	30.31s (0)	 -8.7
1 CHUMP CHOP	7	24.3m	2:16.02	61.54s (0)	30.88s (0)	 -15.1
8 WHATA STRIDE	8	35.6m	2:16.86	61.88s (1)	31.50s (1)	 -19.6
6 NON PASSARE	9	62.1m	2:18.84	63.52s (0)	32.79s (1)	 -41.3
3 MONTANA MCLEOD	10	66.2m	2:19.15	65.02s (1)	34.12s (1)	 -61.2



Trots Sectionals
 Powered by
www.pjdata.com.au
 Home of PJ Trots Analyser



The Racing Queensland Board (trading as Racing Queensland) and provider are not responsible for the completeness or accuracy of any of the information contained herein, and makes no representations about its suitability for any purpose.

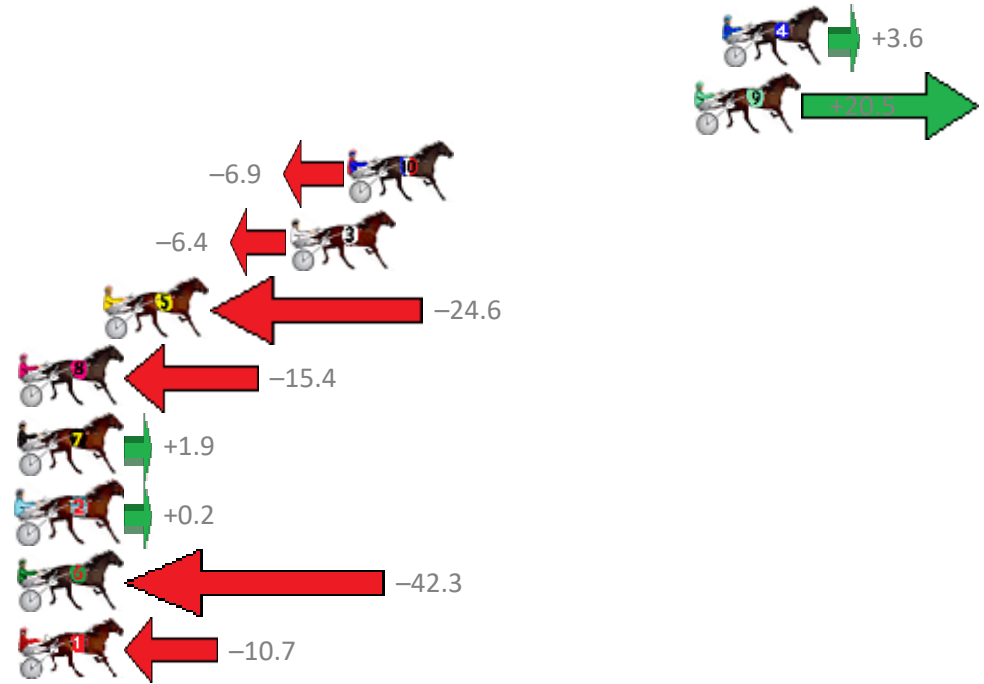
Redcliffe Race 8 Distance 1780m

Wednesday, 7 February 2018

Gross Time: 2:15.80 MileRate: 2:02.70 LeadTime: 12.20s First Qtr: 30.30s Second Qtr: 32.20s Third Qtr: 30.50s Fourth Qtr: 30.60s

No	Horse	Plc	Margin	Time	800Time (W)	400 Time (W)
4	JUSTABILIKEMUM	1	0.0m	2:15.80	60.83s (1)	30.52s (1)
9	SPIRIT WALKER	2	1.1m	2:15.88	59.53s (1)	29.29s (1)
10	GALAXY HUNTER	3	14.9m	2:16.94	61.63s (1)	31.16s (1)
3	OLE SUN	4	17.2m	2:17.12	61.59s (0)	30.94s (1)
5	GO AHEAD MAKEMYDA	5	24.6m	2:17.68	62.98s (0)	32.48s (0)
8	DAY TOURER	6	31.6m	2:18.22	62.28s (1)	31.67s (0)
7	SOUTHERN ALPS	7	39.1m	2:18.79	60.95s (1)	30.85s (1)
2	MY DAD ANGUS	8	45.8m	2:19.30	61.08s (0)	31.35s (0)
6	UWOULDNTBELIEVEIT	9	48.3m	2:19.49	64.33s (0)	33.59s (0)
1	ILLAWONG BLISS	10	48.5m	2:19.51	61.92s (0)	31.97s (0)

Finish Position and metres gained from 800m



Trots Sectionals
 Powered by
www.pjdata.com.au
 Home of PJ Trots Analyser



The Racing Queensland Board (trading as Racing Queensland) and provider are not responsible for the completeness or accuracy of any of the information contained herein, and makes no representations about its suitability for any purpose.