

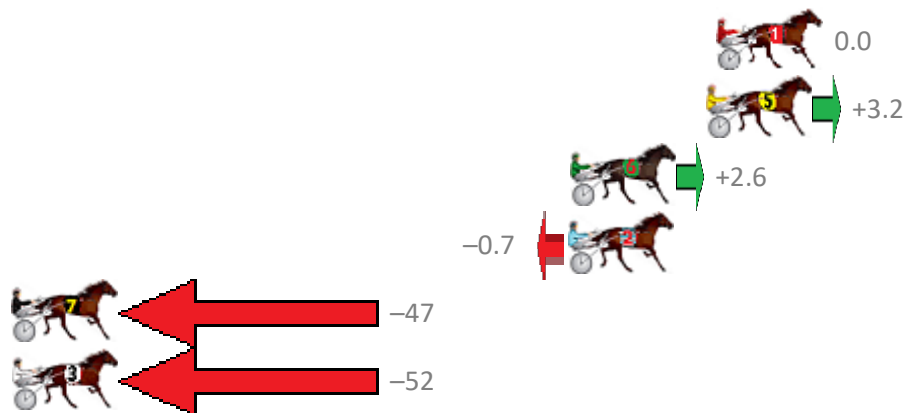
Albion Park Race 1 Distance 1660m

Tuesday, 6 February 2018

Gross Time: 2:01.10 MileRate: 1:57.40 LeadTime: 3.60s First Qtr: 30.20s Second Qtr: 31.90s Third Qtr: 27.80s Fourth Qtr: 27.60s

No	Horse	Plc	Margin	Time	800Time (W)	400 Time (W)
1	FIRE AND ICE	1	0.0m	2:01.10	55.40s (0)	27.60s (0)
5	ROCK WITH SAM	2	0.4m	2:01.13	55.18s (1)	27.50s (1)
6	BUMPER	3	5.8m	2:01.50	55.22s (1)	27.50s (1)
2	BANGKOK BRAVADO	4	5.9m	2:01.51	55.45s (0)	27.62s (0)
7	BOBBIES GIRL	5	64.7m	2:05.56	58.62s (1)	30.85s (2)
3	SKYFELLA CAM	6	65.3m	2:05.61	58.99s (1)	31.22s (1)

Finish Position and metres gained from 800m



Trots Sectionals
 Powered by
www.pjdata.com.au
 Home of PJ Trots Analyser



The Racing Queensland Board (trading as Racing Queensland) and provider are not responsible for the completeness or accuracy of any of the information contained herein, and makes no representations about its suitability for any purpose.

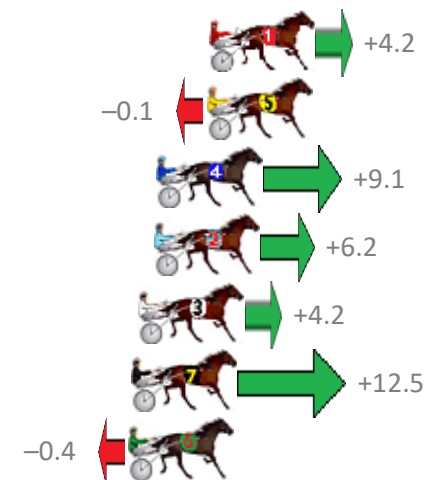
Albion Park Race 2 Distance 2138m

Tuesday, 6 February 2018

Gross Time: 2:38.40 MileRate: 1:59.30 LeadTime: 39.30s First Qtr: 30.70s Second Qtr: 31.80s Third Qtr: 27.80s Fourth Qtr: 28.80s

No	Horse	Plc	Margin	Time	800Time (W)	400 Time (W)
1	RUBYS BAD BOY	1	0.0m	2:38.40	56.30s (0)	28.37s (0)
5	THREO	2	0.1m	2:38.41	56.61s (0)	28.81s (0)
4	DEANO ROBYN	3	2.1m	2:38.55	55.96s (1)	28.09s (1)
2	SUPALINER	4	2.2m	2:38.56	56.16s (0)	28.18s (0)
3	LONG ROAD TO FAME	5	2.8m	2:38.60	56.30s (1)	28.45s (1)
7	NUREYEV	6	3.1m	2:38.62	55.72s (1)	27.83s (1)
6	MAX RICHTER	7	3.2m	2:38.63	56.63s (1)	28.80s (1)

Finish Position and metres gained from 800m



Trots Sectionals
 Powered by
www.pjdata.com.au
 Home of PJ Trots Analyser



The Racing Queensland Board (trading as Racing Queensland) and provider are not responsible for the completeness or accuracy of any of the information contained herein, and makes no representations about its suitability for any purpose.

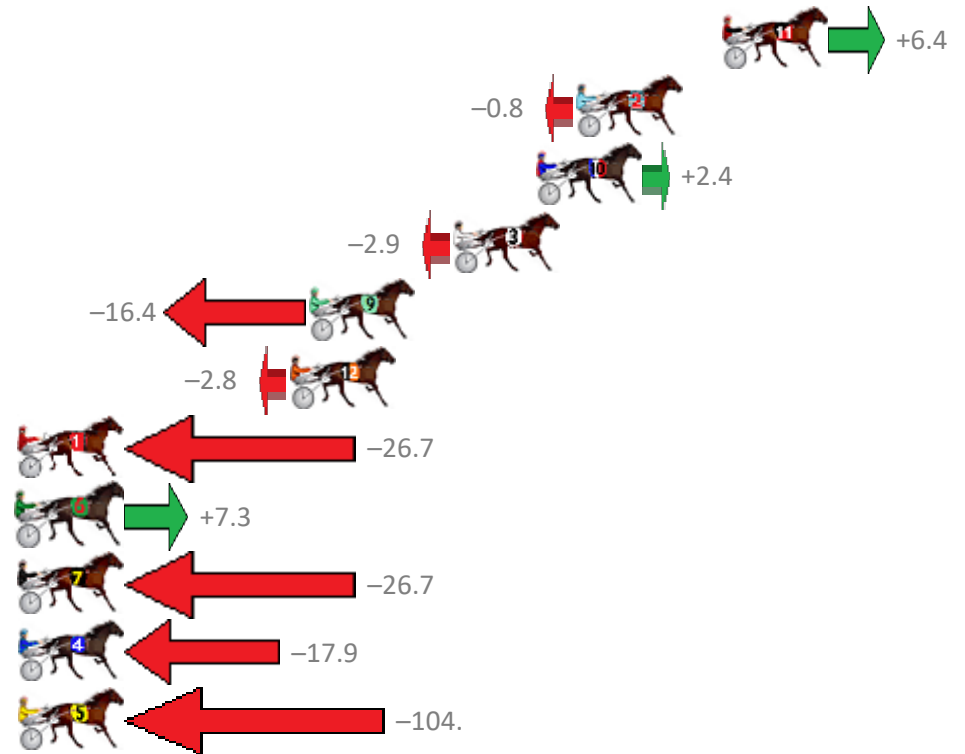
Albion Park Race 3 Distance 2138m

Tuesday, 6 February 2018

Gross Time: 2:44.00 MileRate: 2:02.30 LeadTime: 43.40s First Qtr: 29.30s Second Qtr: 32.30s Third Qtr: 28.60s Fourth Qtr: 30.40s

No	Horse	Plc	Margin	Time	800Time (W)	400 Time (W)
11	MAYBETOTHEMAX	1	0.0m	2:44.00	58.53s (2)	30.40s (0)
2	QUIETLY SPOKEN	2	5.8m	2:44.44	59.06s (0)	29.88s (0)
10	SCORCHED	3	7.4m	2:44.56	58.82s (0)	29.66s (0)
3	ZAIRE DIVA	4	10.7m	2:44.81	59.21s (1)	30.26s (2)
9	LIAVA	5	16.4m	2:45.25	60.21s (0)	31.01s (0)
12	CHEVALS RACER	6	17.2m	2:45.31	59.21s (0)	30.07s (0)
1	LANSBURY	7	29.3m	2:46.23	60.97s (1)	31.59s (1)
6	JUSTABITCOCO	8	29.3m	2:46.23	58.46s (0)	30.29s (0)
7	GHENT	9	39.9m	2:47.03	60.97s (1)	31.71s (2)
4	STEVES STAR	10	59.9m	2:48.55	60.32s (0)	31.76s (0)
5	FLASH ANGUS	11	165.8m	2:56.60	66.71s (0)	35.40s (0)

Finish Position and metres gained from 800m



Trots Sectionals
 Powered by
www.pjdata.com.au
 Home of PJ Trots Analyser



The Racing Queensland Board (trading as Racing Queensland) and provider are not responsible for the completeness or accuracy of any of the information contained herein, and makes no representations about its suitability for any purpose.


Albion Park Race 4 Distance 1660m

Tuesday, 6 February 2018

Gross Time: 2:00.90 MileRate: 1:57.20 LeadTime: 3.50s First Qtr: 29.00s Second Qtr: 31.00s Third Qtr: 28.00s Fourth Qtr: 29.40s

No	Horse	Plc	Margin	Time	800Time (W)	400 Time (W)
6	BRONZE ECSTASY	1	0.0m	2:00.90	57.14s (1)	29.21s (1)
2	GOTTA GO RALPHIE	2	0.5m	2:00.94	57.44s (0)	29.44s (0)
4	MISTA NATURAL	3	1.2m	2:00.99	56.84s (1)	29.08s (0)
7	HE GETS IT	4	2.7m	2:01.10	56.19s (1)	28.61s (2)
3	BLISSFULINFIDELITY	5	4.2m	2:01.21	56.67s (1)	28.64s (1)
8	MY AJAYE	6	35.7m	2:03.52	59.27s (0)	30.44s (0)
5	WEBBY VANDERQUACK	7	48.9m	2:04.49	59.83s (0)	30.05s (0)
1	THE FRAME	8	123.8m	2:10.00	65.94s (0)	34.68s (1)

Finish Position and metres gained from 800m



Trots Sectionals
 Powered by
www.pjdata.com.au
 Home of PJ Trots Analyser



The Racing Queensland Board (trading as Racing Queensland) and provider are not responsible for the completeness or accuracy of any of the information contained herein, and makes no representations about its suitability for any purpose.

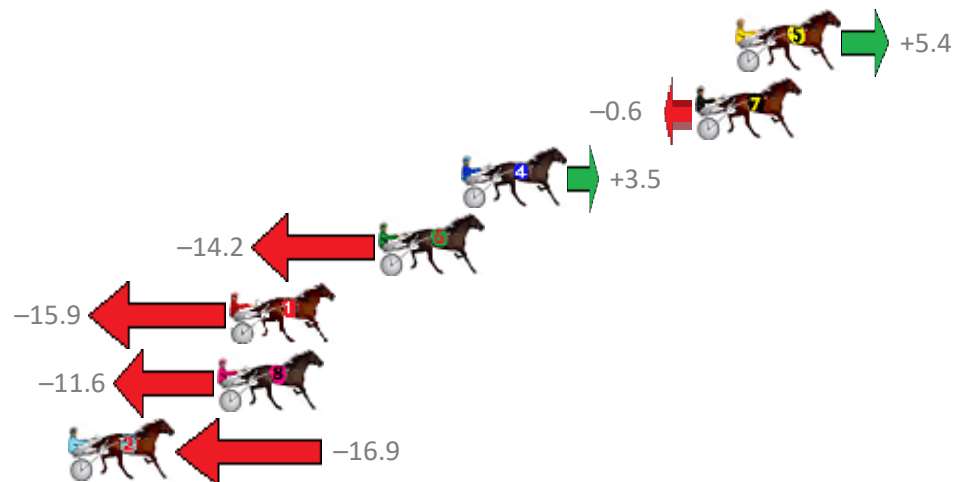
Albion Park Race 5 Distance 2138m

Tuesday, 6 February 2018

Gross Time: 2:37.60 MileRate: 1:58.60 LeadTime: 38.80s First Qtr: 31.70s Second Qtr: 32.10s Third Qtr: 28.10s Fourth Qtr: 26.90s

No	Horse	Plc	Margin	Time	800Time (W)	400 Time (W)
5	CLINTAL DO	1	0.0m	2:37.60	54.63s (1)	26.56s (1)
7	ELENIARK	2	1.6m	2:37.71	55.04s (1)	27.01s (1)
4	THATS HOW WEROLL	3	10.9m	2:38.33	54.76s (1)	26.69s (1)
6	CHARMS ON A ROLL	4	14.2m	2:38.55	55.98s (0)	27.85s (0)
1	RARING TO GO	5	20.1m	2:38.95	56.09s (0)	27.89s (0)
8	PSYCHEDELIC	6	20.6m	2:38.99	55.80s (0)	27.59s (0)
2	MILES ABOVE	7	26.5m	2:39.38	56.16s (1)	28.02s (1)

Finish Position and metres gained from 800m



Trots Sectionals
 Powered by
www.pjdata.com.au
 Home of PJ Trots Analyser



The Racing Queensland Board (trading as Racing Queensland) and provider are not responsible for the completeness or accuracy of any of the information contained herein, and makes no representations about its suitability for any purpose.

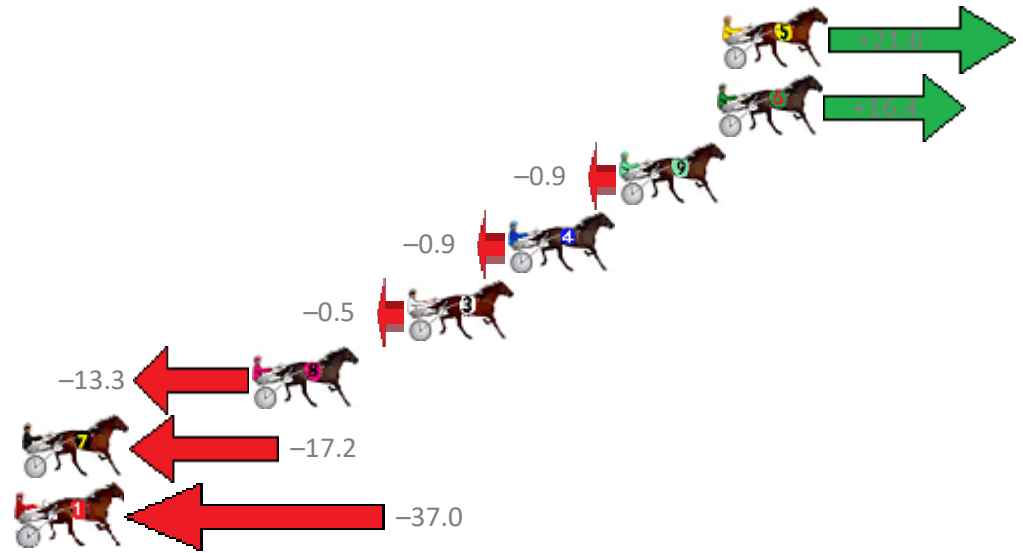
Albion Park Race 6 Distance 1660m

Tuesday, 6 February 2018

Gross Time: 1:58.50 MileRate: 1:54.90 LeadTime: 3.40s First Qtr: 27.40s Second Qtr: 30.00s Third Qtr: 28.80s Fourth Qtr: 28.90s

No	Horse	Plc	Margin	Time	800Time (W)	400 Time (W)
5	IMA GRUMPY POSSUM	1	0.0m	1:58.50	56.14s (1)	28.22s (1)
6	ROYAL COUNSEL	2	0.2m	1:58.51	56.52s (1)	28.55s (2)
9	REDS JET STAR	3	4.1m	1:58.80	57.76s (1)	29.20s (1)
4	MONARKMAC	4	8.5m	1:59.11	57.76s (1)	29.17s (1)
3	PHANTOM ROCKSTAR	5	12.5m	1:59.40	57.74s (1)	29.75s (2)
8	A GOOD CHANCE	6	18.7m	1:59.85	58.66s (0)	29.72s (0)
7	ALLS HUNKY DORY	7	27.8m	2:00.51	58.94s (0)	30.03s (0)
1	ERNIE BARRASSO	8	37.0m	2:01.17	60.37s (0)	31.37s (0)

Finish Position and metres gained from 800m



Trots Sectionals
 Powered by
www.pjdata.com.au
 Home of PJ Trots Analyser



The Racing Queensland Board (trading as Racing Queensland) and provider are not responsible for the completeness or accuracy of any of the information contained herein, and makes no representations about its suitability for any purpose.

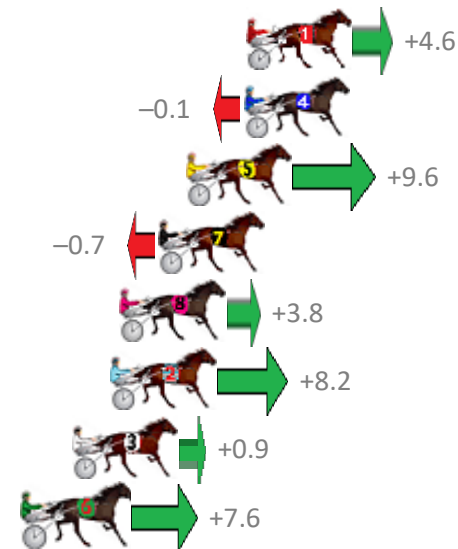
Albion Park Race 7 Distance 2138m

Tuesday, 6 February 2018

Gross Time: 2:36.30 MileRate: 1:57.70 LeadTime: 38.70s First Qtr: 31.50s Second Qtr: 30.00s Third Qtr: 27.90s Fourth Qtr: 28.20s

No	Horse	Plc	Margin	Time	800Time (W)	400 Time (W)
1	ONE WISE MAN	1	0.0m	2:36.30	55.78s (0)	27.86s (0)
4	MASTER WIZARD	2	0.1m	2:36.31	56.11s (0)	28.21s (0)
5	SPARKLING CULLECT	3	2.4m	2:36.47	55.43s (1)	27.58s (2)
7	CHERISH THE MOMENT	4	3.5m	2:36.55	56.15s (1)	28.33s (1)
8	LANCELOT BROMAC	5	5.0m	2:36.65	55.83s (0)	27.90s (0)
2	CHAL FIRE	6	5.4m	2:36.68	55.52s (0)	27.61s (0)
3	JESSICA AMBER	7	6.9m	2:36.79	56.04s (1)	28.14s (1)
6	OUR MILLWOOD MAIZI	8	8.8m	2:36.92	55.57s (1)	27.75s (1)

Finish Position and metres gained from 800m



Trots Sectionals
 Powered by
www.pjdata.com.au
 Home of PJ Trots Analyser



The Racing Queensland Board (trading as Racing Queensland) and provider are not responsible for the completeness or accuracy of any of the information contained herein, and makes no representations about its suitability for any purpose.

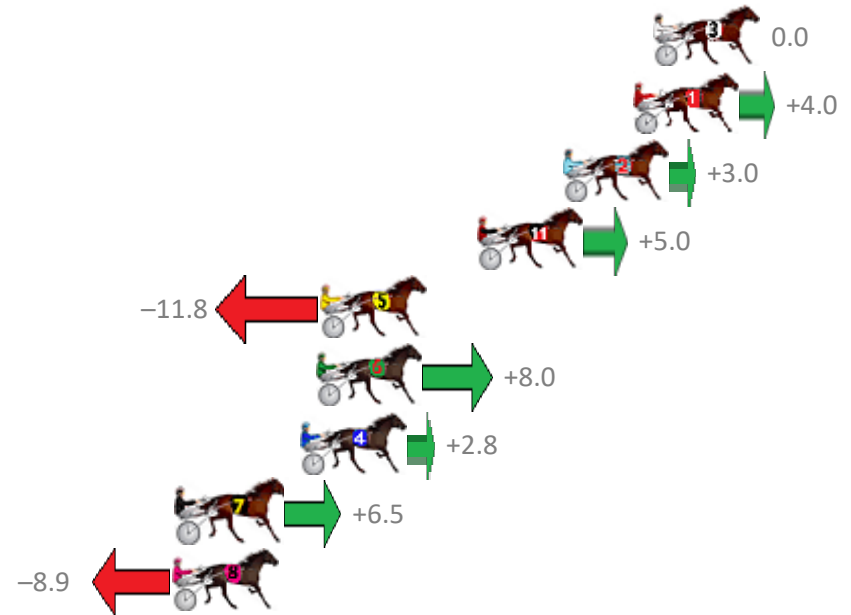
Albion Park Race 8 Distance 1660m

Tuesday, 6 February 2018

Gross Time: 1:59.70 MileRate: 1:56.00 LeadTime: 3.40s First Qtr: 28.60s Second Qtr: 30.80s Third Qtr: 28.70s Fourth Qtr: 28.20s

No	Horse	Plc	Margin	Time	800Time (W)	400 Time (W)
3	OUR MAJOR DAY	1	0.0m	1:59.70	56.90s (0)	28.20s (0)
1	SOMWHEREOVARAINB	2	0.8m	1:59.76	56.62s (0)	27.93s (0)
2	RED CHARMER	3	3.6m	1:59.95	56.69s (1)	27.93s (1)
11	COREY WILLIAM	4	7.0m	2:00.19	56.54s (1)	27.83s (1)
5	LONGSHANKS	5	13.2m	2:00.63	57.74s (1)	28.95s (1)
6	COULDNTBETOLD	6	13.4m	2:00.64	56.33s (1)	27.66s (1)
4	MACH SAM	7	14.0m	2:00.69	56.70s (1)	28.00s (1)
7	HEAVENS HURRICANE	8	18.9m	2:01.03	56.44s (0)	28.40s (0)
8	ZED CODE	9	19.1m	2:01.05	57.53s (0)	28.80s (0)

Finish Position and metres gained from 800m



Trots Sectionals
 Powered by
www.pjdata.com.au
 Home of PJ Trots Analyser



The Racing Queensland Board (trading as Racing Queensland) and provider are not responsible for the completeness or accuracy of any of the information contained herein, and makes no representations about its suitability for any purpose.