

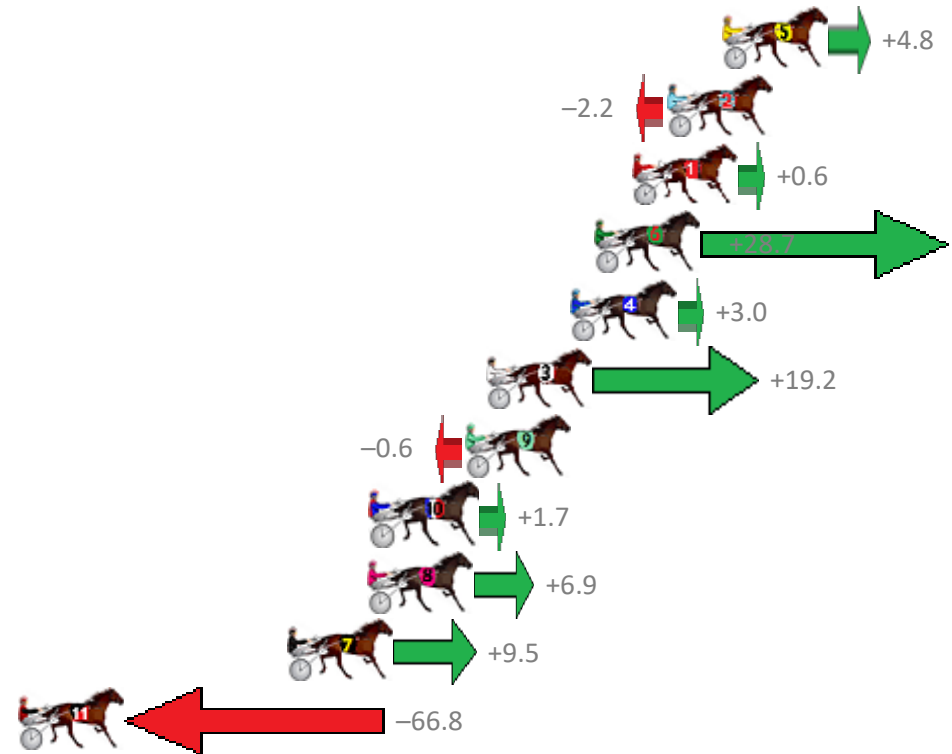
# Albion Park Race 1 Distance 1660m

Friday, 2 February 2018

Gross Time: 1:59.60 MileRate: 1:56.00 LeadTime: 3.50s First Qtr: 28.30s Second Qtr: 29.80s Third Qtr: 28.40s Fourth Qtr: 29.60s

No	Horse	Plc	Margin	Time	800Time (W)	400 Time (W)
5	COVERT BEAUTY	1	0.0m	1:59.60	57.65s (1)	29.48s (1)
2	SURFACE TO AIR	2	2.2m	1:59.76	58.16s (0)	29.76s (0)
1	DOMESTIC ART	3	3.6m	1:59.87	57.96s (0)	29.54s (0)
6	EARL JUJON	4	5.1m	1:59.98	55.92s (1)	28.66s (0)
4	PARTY STARTER	5	6.0m	2:00.04	57.78s (0)	29.38s (1)
3	ROCKONBYE	6	9.4m	2:00.30	56.61s (1)	29.01s (1)
9	ELMAUR JOY	7	10.2m	2:00.35	58.04s (1)	29.81s (2)
10	GLOVEMAN GILLY	8	13.9m	2:00.63	57.88s (1)	29.67s (2)
8	TOMEARA	9	14.1m	2:00.64	57.50s (1)	29.67s (3)
7	UNCLE JOHN	10	17.3m	2:00.88	57.31s (0)	28.81s (0)
11	SIR REGAL DELIGHT	11	206.8m	2:14.90	62.84s (0)	32.32s (0)

Finish Position and metres gained from 800m



Trots Sectionals  
 Powered by  
[www.pjdata.com.au](http://www.pjdata.com.au)  
 Home of PJ Trots Analyser



The Racing Queensland Board (trading as Racing Queensland) and provider are not responsible for the completeness or accuracy of any of the information contained herein, and makes no representations about its suitability for any purpose.

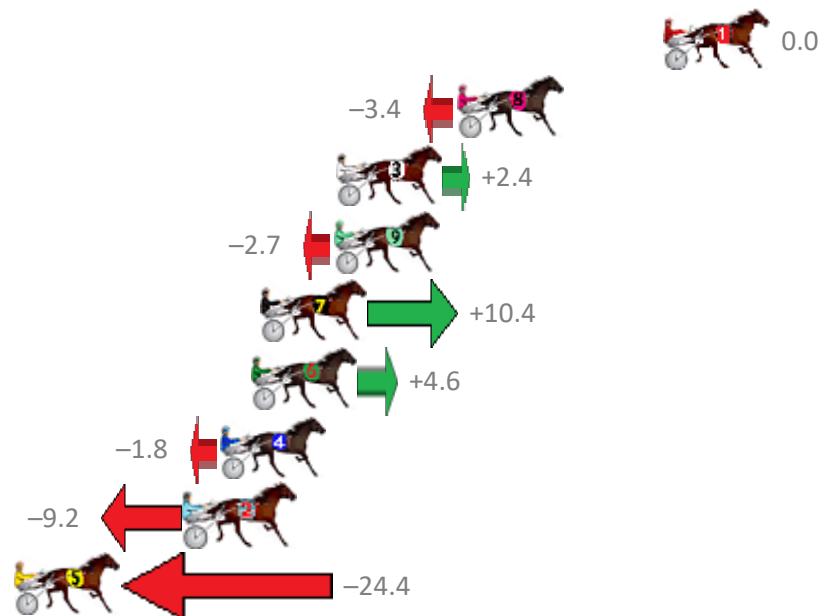
# Albion Park Race 2 Distance 2138m

Friday, 2 February 2018

Gross Time: 2:36.70 MileRate: 1:57.90 LeadTime: 38.20s First Qtr: 32.10s Second Qtr: 29.10s Third Qtr: 28.10s Fourth Qtr: 29.20s

No	Horse	Plc	Margin	Time	800Time (W)	400 Time (W)
1	EXCEPTIONAL MACH	1	0.0m	2:36.70	57.30s (0)	29.20s (0)
8	RAESAWINNER	2	8.2m	2:37.30	57.54s (0)	29.48s (0)
3	ROCKY CARRINGTON	3	13.0m	2:37.65	57.13s (0)	29.10s (1)
9	STIRLING WILLIAM	4	13.1m	2:37.66	57.49s (0)	29.46s (0)
7	SUPALINER	5	16.0m	2:37.87	56.56s (1)	28.82s (0)
6	DEVIL DODGER	6	16.4m	2:37.90	56.97s (1)	28.95s (1)
4	BIO MARINUS	7	17.6m	2:37.98	57.43s (1)	29.21s (2)
2	CHEAP TINT	8	19.0m	2:38.09	57.96s (1)	29.87s (2)
5	COMPLY OR DIE	9	25.8m	2:38.58	59.05s (1)	30.66s (1)

Finish Position and metres gained from 800m



Trots Sectionals  
 Powered by  
[www.pjdata.com.au](http://www.pjdata.com.au)  
 Home of PJ Trots Analyser



The Racing Queensland Board (trading as Racing Queensland) and provider are not responsible for the completeness or accuracy of any of the information contained herein, and makes no representations about its suitability for any purpose.

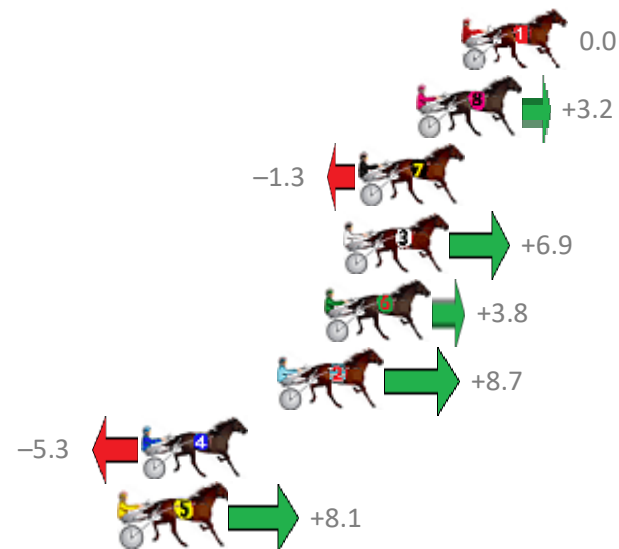
# Albion Park Race 3 Distance 1660m

Friday, 2 February 2018

Gross Time: 2:01.00 MileRate: 1:57.30 LeadTime: 3.60s First Qtr: 28.20s Second Qtr: 30.80s Third Qtr: 29.50s Fourth Qtr: 28.90s

No	Horse	Plc	Margin	Time	800Time (W)	400 Time (W)
1	GOVINNI	1	0.0m	2:01.00	58.40s (0)	28.90s (0)
8	BACK PAGE NEWS	2	1.8m	2:01.13	58.17s (0)	28.65s (0)
7	LIVING GRAND	3	4.1m	2:01.30	58.49s (1)	29.11s (1)
3	THE NEXT STAR	4	4.7m	2:01.34	57.90s (1)	29.07s (2)
6	REGAL NIGHTSHADE	5	5.4m	2:01.39	58.12s (0)	28.58s (0)
2	LUCKY NED PEPPER	6	7.3m	2:01.53	57.76s (1)	28.75s (2)
4	ELZBOY	7	12.7m	2:01.92	58.79s (1)	29.30s (1)
5	SACHE GIRL	8	13.5m	2:01.98	57.81s (1)	28.79s (2)

Finish Position and metres gained from 800m



Trots Sectionals  
 Powered by  
[www.pjdata.com.au](http://www.pjdata.com.au)  
 Home of PJ Trots Analyser



The Racing Queensland Board (trading as Racing Queensland) and provider are not responsible for the completeness or accuracy of any of the information contained herein, and makes no representations about its suitability for any purpose.

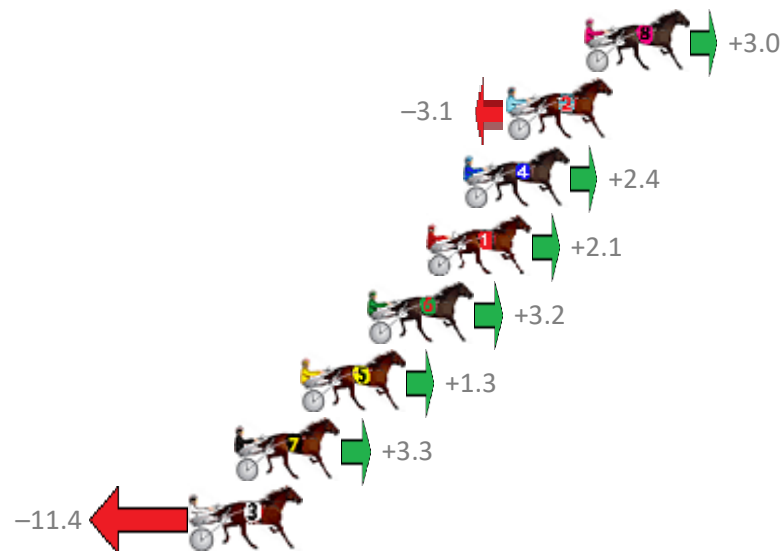
# Albion Park Race 4 Distance 2138m

Friday, 2 February 2018

Gross Time: 2:40.10    MileRate: 2:00.50    LeadTime: 39.70s    First Qtr: 31.40s    Second Qtr: 31.50s    Third Qtr: 29.80s    Fourth Qtr: 27.70s

No	Horse	Plc	Margin	Time	800Time (W)	400 Time (W)
8	AQUA MISS	1	0.0m	2:40.10	57.28s (1)	27.63s (1)
2	ONLY ONE PROMISE	2	3.1m	2:40.31	57.72s (0)	27.91s (0)
4	ARK TEAMO	3	4.8m	2:40.43	57.33s (1)	27.63s (1)
1	STYLISH FEELING	4	6.3m	2:40.54	57.35s (0)	27.42s (0)
6	MEANT TO BE ME	5	8.6m	2:40.70	57.27s (1)	27.55s (1)
5	THE FRAME	6	11.3m	2:40.88	57.41s (0)	27.39s (0)
7	GINA MACH	7	13.9m	2:41.06	57.26s (1)	27.57s (1)
3	MY SECRET TORQUE	8	15.6m	2:41.18	58.32s (0)	28.41s (0)

Finish Position and metres gained from 800m



Trots Sectionals  
 Powered by  
[www.pjdata.com.au](http://www.pjdata.com.au)  
 Home of PJ Trots Analyser



The Racing Queensland Board (trading as Racing Queensland) and provider are not responsible for the completeness or accuracy of any of the information contained herein, and makes no representations about its suitability for any purpose.

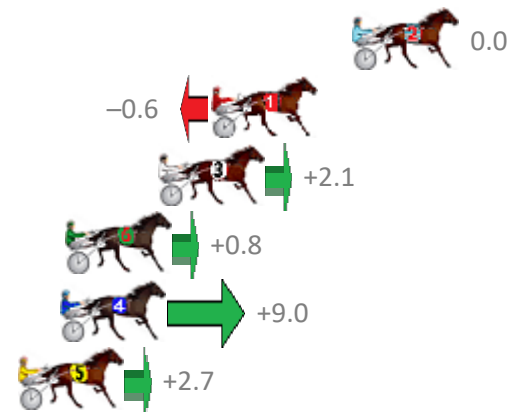
# Albion Park Race 5 Distance 1660m

Friday, 2 February 2018

Gross Time: 2:03.00 MileRate: 1:59.30 LeadTime: 3.60s First Qtr: 29.90s Second Qtr: 32.50s Third Qtr: 27.90s Fourth Qtr: 29.10s

No	Horse	Plc	Margin	Time	800Time (W)	400 Time (W)
2	RARING TO GO	1	0.0m	2:03.00	57.00s (0)	29.10s (0)
1	JIMMY NGA	2	5.6m	2:03.41	57.04s (0)	28.91s (0)
3	YES BROTHER YES	3	7.7m	2:03.56	56.85s (0)	28.67s (0)
6	HILLVIEW JAKE	4	11.4m	2:03.83	56.94s (1)	28.52s (2)
4	GLASSCUTTERSPIRIT	5	11.6m	2:03.84	56.36s (1)	28.14s (2)
5	ERNIE BARRASSO	6	13.3m	2:03.97	56.81s (2)	28.95s (1)
7	SIR SEMPER FIDELIS	7	27.5m	2:05.00	57.09s (1)	29.46s (3)

Finish Position and metres gained from 800m



Trots Sectionals  
 Powered by  
[www.pjdata.com.au](http://www.pjdata.com.au)  
 Home of PJ Trots Analyser



The Racing Queensland Board (trading as Racing Queensland) and provider are not responsible for the completeness or accuracy of any of the information contained herein, and makes no representations about its suitability for any purpose.

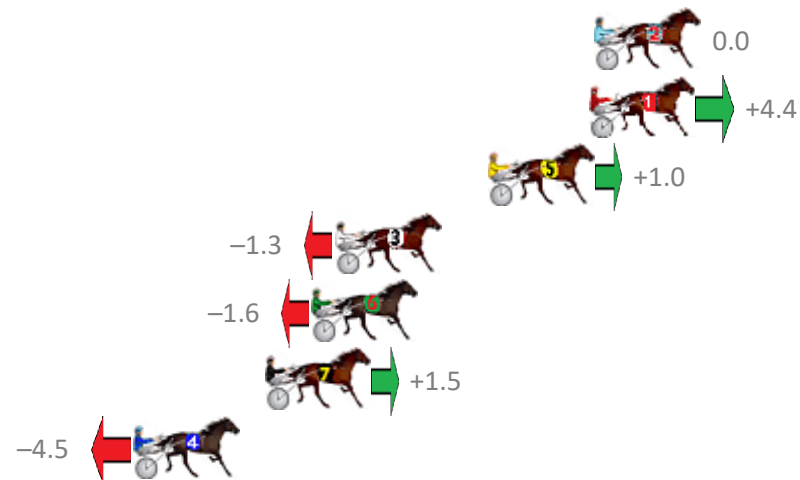
# Albion Park Race 6 Distance 1660m

Friday, 2 February 2018

Gross Time: 2:02.00 MileRate: 1:58.30 LeadTime: 3.50s First Qtr: 29.00s Second Qtr: 31.60s Third Qtr: 28.80s Fourth Qtr: 29.10s

No	Horse	Plc	Margin	Time	800Time (W)	400 Time (W)
2	FIRE ONE	1	0.0m	2:02.00	57.90s (0)	29.10s (0)
1	BRONZE ECSTASY	2	0.2m	2:02.01	57.58s (0)	28.77s (0)
5	HE GETS IT	3	4.2m	2:02.31	57.83s (1)	29.17s (1)
3	PURE MADNESS	4	10.3m	2:02.75	57.99s (0)	29.15s (0)
6	HOOFNIT	5	11.2m	2:02.81	58.02s (1)	29.33s (1)
7	CRYPTIC CHANCE	6	13.1m	2:02.95	57.79s (1)	29.12s (1)
4	REDDY FIRE	7	18.3m	2:03.33	58.23s (0)	29.28s (0)

Finish Position and metres gained from 800m



Trots Sectionals  
 Powered by  
[www.pjdata.com.au](http://www.pjdata.com.au)  
 Home of PJ Trots Analyser



The Racing Queensland Board (trading as Racing Queensland) and provider are not responsible for the completeness or accuracy of any of the information contained herein, and makes no representations about its suitability for any purpose.

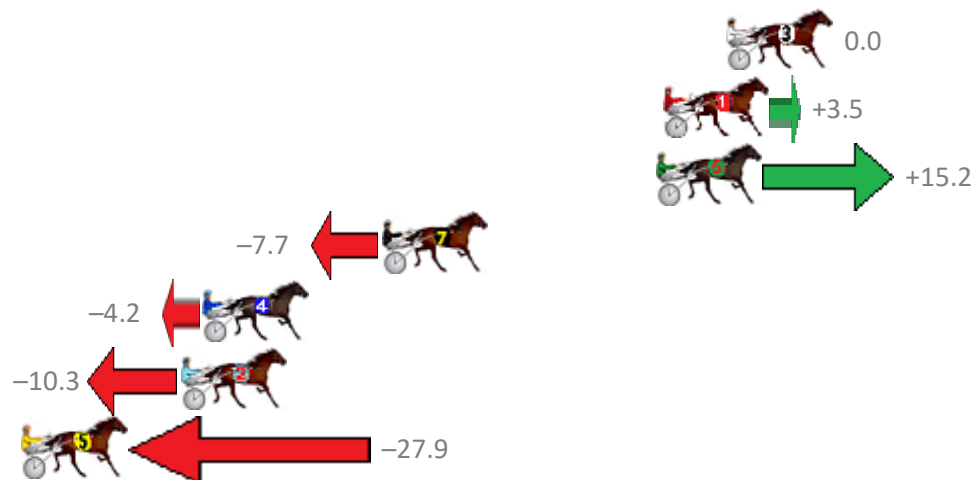
# Albion Park Race 7 Distance 1660m

Friday, 2 February 2018

Gross Time: 2:01.60 MileRate: 1:57.90 LeadTime: 3.70s First Qtr: 28.70s Second Qtr: 29.90s Third Qtr: 29.50s Fourth Qtr: 29.80s

No	Horse	Plc	Margin	Time	800Time (W)	400 Time (W)
3	QUEEN ZENOBIA	1	0.0m	2:01.60	59.30s (0)	29.80s (0)
1	JUSTALITTLE TORQUE	2	2.5m	2:01.79	59.04s (0)	29.66s (0)
6	GRIZZLY MONTANA	3	2.8m	2:01.81	58.17s (0)	28.89s (0)
7	FEEL THE REIGN	4	13.7m	2:02.62	59.87s (1)	30.55s (1)
4	MILLY BROMAC	5	20.8m	2:03.15	59.61s (1)	30.40s (2)
2	SUGAR BRICHERS	6	21.7m	2:03.22	60.06s (0)	30.69s (0)
5	BILLY CLUBFOOT	7	39.3m	2:04.53	61.37s (1)	31.86s (1)

Finish Position and metres gained from 800m



Trots Sectionals  
 Powered by  
[www.pjdata.com.au](http://www.pjdata.com.au)  
 Home of PJ Trots Analyser



The Racing Queensland Board (trading as Racing Queensland) and provider are not responsible for the completeness or accuracy of any of the information contained herein, and makes no representations about its suitability for any purpose.

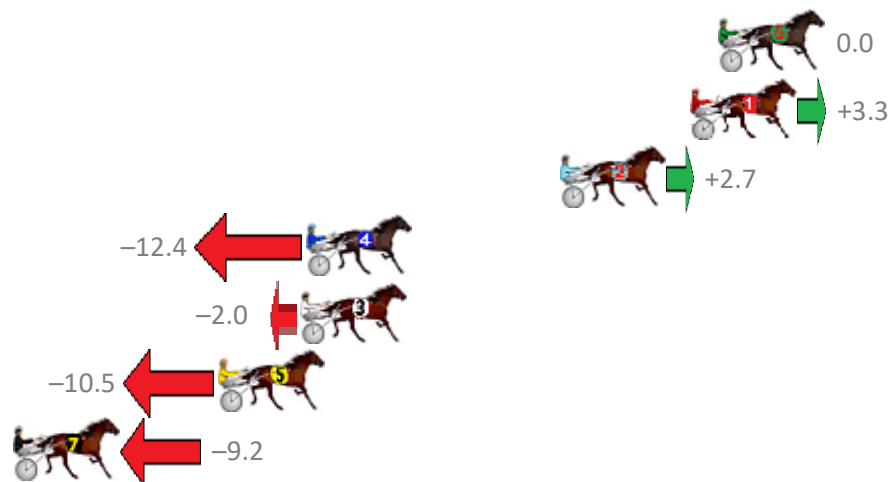
# Albion Park Race 8 Distance 1660m

Friday, 2 February 2018

Gross Time: 2:04.10 MileRate: 2:00.30 LeadTime: 3.70s First Qtr: 29.80s Second Qtr: 32.20s Third Qtr: 30.00s Fourth Qtr: 28.40s

No	Horse	Plc	Margin	Time	800Time (W)	400 Time (W)
6	ARK PATROL	1	0.0m	2:04.10	58.40s (0)	28.40s (0)
1	STATEMENT PLEASE	2	1.1m	2:04.18	58.16s (0)	28.18s (0)
2	NAUGHTYINHEAVEN	3	6.3m	2:04.55	58.20s (0)	28.24s (0)
4	THANKHEAVNFORGIRLS	4	16.4m	2:05.26	59.31s (1)	29.44s (1)
3	SISTER FEELGOOD	5	16.6m	2:05.28	58.55s (0)	28.56s (0)
5	FORTES IN FIDE	6	19.9m	2:05.51	59.17s (1)	29.27s (1)
7	HEADWIN	7	29.0m	2:06.16	59.07s (0)	29.01s (0)

Finish Position and metres gained from 800m



Trots Sectionals  
 Powered by  
[www.pjdata.com.au](http://www.pjdata.com.au)  
 Home of PJ Trots Analyser

