

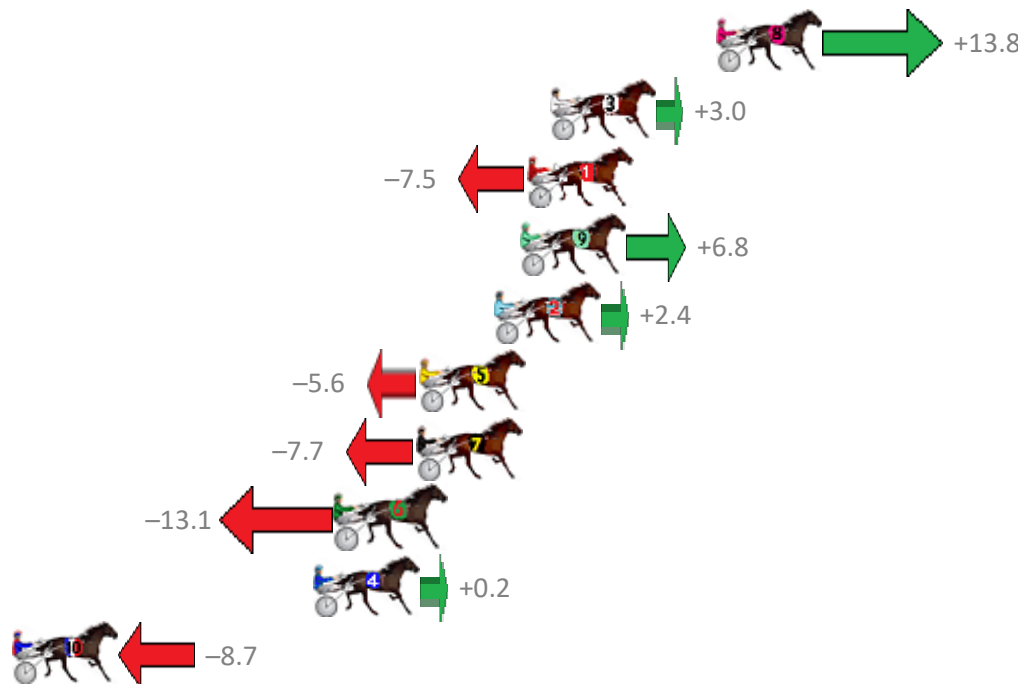
Redcliffe Race 1 Distance 2040m

Wednesday, 31 January 2018

Gross Time: 2:33.10 MileRate: 2:00.70 LeadTime: 31.40s First Qtr: 31.60s Second Qtr: 31.30s Third Qtr: 29.20s Fourth Qtr: 29.60s

No	Horse	Plc	Margin	Time	800Time (W)	400 Time (W)
8	MUCHO MACHO MAN	1	0.0m	2:33.10	57.79s (2)	29.60s (2)
3	HAVETOGETAWAYMOR	2	6.6m	2:33.59	58.58s (0)	29.41s (0)
1	JACKS GAMBIT	3	7.5m	2:33.65	59.35s (0)	30.13s (0)
9	SWAFFHAM WATER	4	7.8m	2:33.68	58.30s (0)	29.16s (0)
2	TARIN KOWT	5	8.8m	2:33.75	58.62s (1)	29.42s (1)
5	MISS POSITIVITY	6	11.8m	2:33.97	59.21s (1)	29.97s (1)
7	LYNCHMAN	7	11.9m	2:33.98	59.37s (0)	30.13s (0)
6	OSCARS GLORY	8	15.1m	2:34.22	59.76s (1)	30.63s (1)
4	TRAIN WRECK	9	16.0m	2:34.28	58.79s (1)	29.61s (1)
10	LATIN BEATS	10	29.7m	2:35.30	59.44s (2)	30.97s (2)

Finish Position and metres gained from 800m



Trots Sectionals
 Powered by
www.pjdata.com.au
 Home of PJ Trots Analyser



The Racing Queensland Board (trading as Racing Queensland) and provider are not responsible for the completeness or accuracy of any of the information contained herein, and makes no representations about its suitability for any purpose.

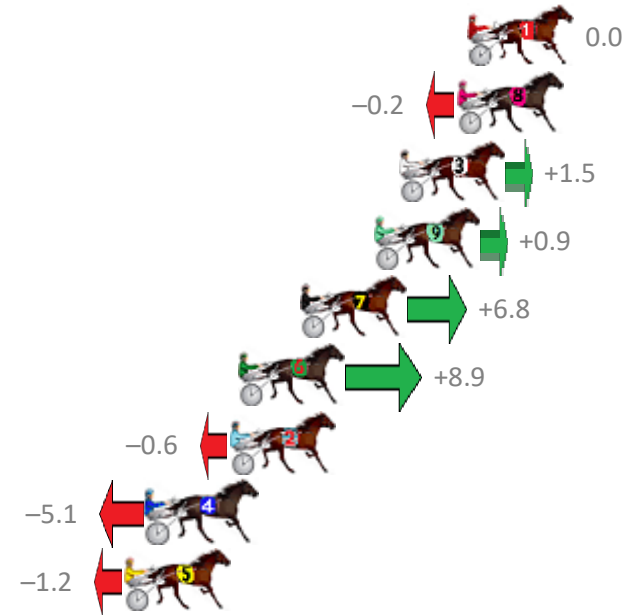
Redcliffe Race 2 Distance 2040m

Wednesday, 31 January 2018

Gross Time: 2:35.30 MileRate: 2:02.50 LeadTime: 33.10s First Qtr: 32.10s Second Qtr: 31.10s Third Qtr: 29.60s Fourth Qtr: 29.40s

No	Horse	Plc	Margin	Time	800Time (W)	400 Time (W)
1	ILLAWONG LIVELY	1	0.0m	2:35.30	59.00s (0)	29.40s (0)
8	BONNIE JUJON	2	0.4m	2:35.33	59.01s (1)	29.43s (1)
3	DAMINGO	3	2.7m	2:35.50	58.89s (0)	29.25s (0)
9	ROYAL TAZ	4	3.7m	2:35.57	58.93s (1)	29.35s (1)
7	HOW WE ROLL	5	6.6m	2:35.79	58.50s (0)	29.22s (1)
6	STRIKE POWER	6	9.1m	2:35.97	58.34s (2)	29.05s (2)
2	BALLATOR THOR	7	9.4m	2:35.99	59.04s (0)	29.40s (0)
4	SLIPPERY JADE	8	12.7m	2:36.23	59.38s (2)	29.92s (2)
5	HANDSOME MAJOR	9	13.6m	2:36.30	59.09s (2)	29.77s (3)

Finish Position and metres gained from 800m



Trots Sectionals
 Powered by
www.pjdata.com.au
 Home of PJ Trots Analyser



The Racing Queensland Board (trading as Racing Queensland) and provider are not responsible for the completeness or accuracy of any of the information contained herein, and makes no representations about its suitability for any purpose.

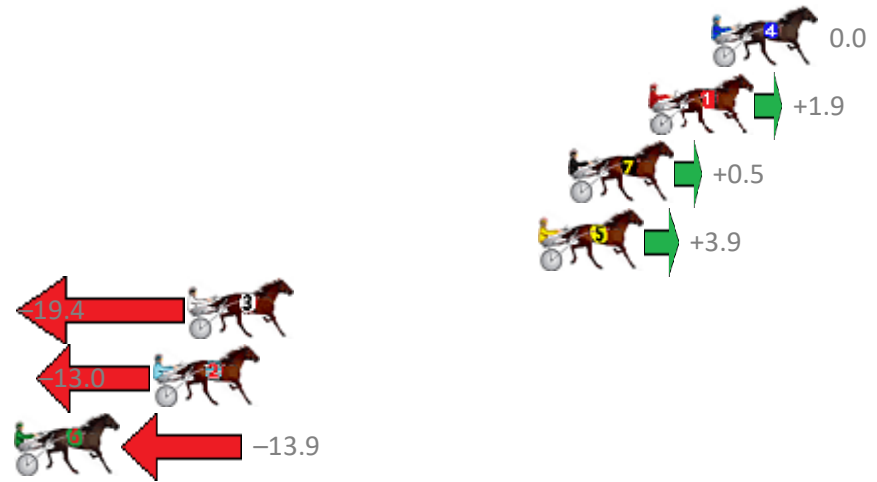
Redcliffe Race 3 Distance 2040m

Wednesday, 31 January 2018

Gross Time: 2:32.80 MileRate: 2:00.60 LeadTime: 32.30s First Qtr: 31.70s Second Qtr: 30.40s Third Qtr: 29.10s Fourth Qtr: 29.30s

No Horse	Plc	Margin	Time	800Time (W)	400 Time (W)
4 SHEZABONNYGEM	1	0.0m	2:32.80	58.40s (0)	29.30s (0)
1 ROCKY CARRINGTON	2	2.5m	2:32.98	58.26s (0)	29.18s (0)
7 RUATO BAY	3	5.7m	2:33.22	58.36s (1)	29.51s (2)
5 ALTANA BLUE	4	6.9m	2:33.31	58.12s (1)	29.26s (2)
3 PROJECTILE	5	20.8m	2:34.32	59.82s (1)	30.57s (1)
2 TOORAM LAD	6	22.2m	2:34.43	59.35s (0)	30.25s (0)
6 SOME STONE	7	27.7m	2:34.83	59.41s (0)	30.41s (1)

Finish Position and metres gained from 800m



Trots Sectionals
 Powered by
www.pjdata.com.au
 Home of PJ Trots Analyser



The Racing Queensland Board (trading as Racing Queensland) and provider are not responsible for the completeness or accuracy of any of the information contained herein, and makes no representations about its suitability for any purpose.

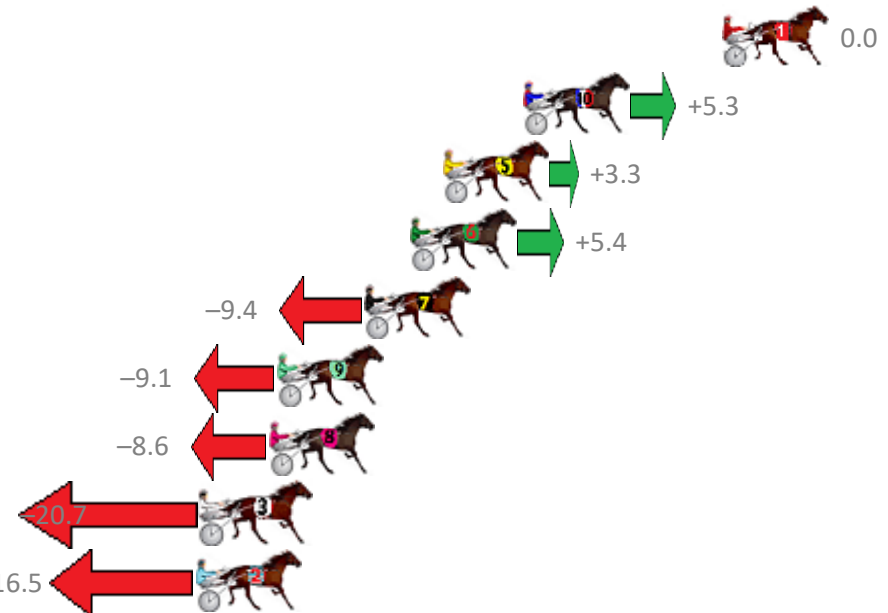
Redcliffe Race 4 Distance 1780m

Wednesday, 31 January 2018

Gross Time: 2:12.90 MileRate: 2:00.10 LeadTime: 11.20s First Qtr: 31.60s Second Qtr: 31.50s Third Qtr: 29.60s Fourth Qtr: 29.00s

No	Horse	Plc	Margin	Time	800Time (W)	400 Time (W)
1	PUNTERS DELIGHT	1	0.0m	2:12.90	58.60s (0)	29.00s (0)
10	MISTER HART	2	7.9m	2:13.47	58.21s (1)	29.41s (2)
5	MONUMENTAL	3	11.1m	2:13.70	58.36s (0)	28.92s (2)
6	CORPORAL JUJON	4	12.4m	2:13.80	58.20s (1)	29.39s (2)
7	MAKE A POINT	5	14.2m	2:13.93	59.29s (0)	29.64s (0)
9	ANNAS BEST	6	17.7m	2:14.18	59.27s (1)	29.46s (1)
8	MO JARNEY	7	18.0m	2:14.20	59.23s (0)	29.54s (0)
3	SUMMER MONEY	8	20.7m	2:14.40	60.12s (1)	30.30s (1)
2	WEASEL	9	20.9m	2:14.42	59.81s (1)	29.99s (1)

Finish Position and metres gained from 800m



Trots Sectionals
 Powered by
www.pjdata.com.au
 Home of PJ Trots Analyser



The Racing Queensland Board (trading as Racing Queensland) and provider are not responsible for the completeness or accuracy of any of the information contained herein, and makes no representations about its suitability for any purpose.

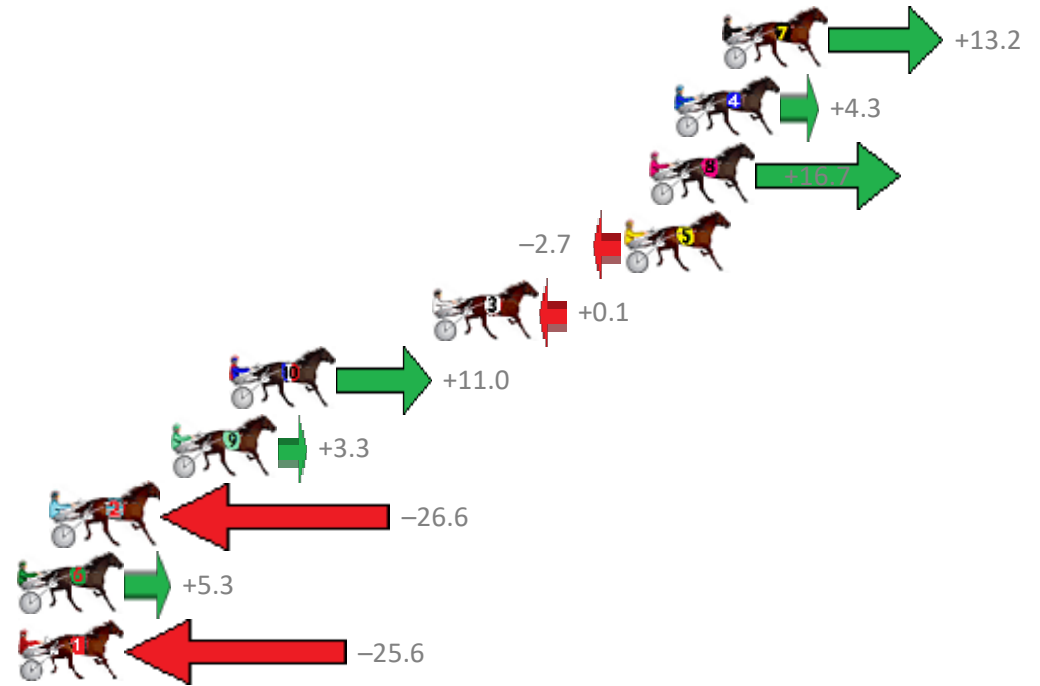
Redcliffe Race 5 Distance 1780m

Wednesday, 31 January 2018

Gross Time: 2:14.10 MileRate: 2:01.20 LeadTime: 11.30s First Qtr: 29.00s Second Qtr: 31.10s Third Qtr: 30.70s Fourth Qtr: 32.00s

No	Horse	Plc	Margin	Time	800Time (W)	400 Time (W)
7	DIAMONDSFROMHEAV	1	0.0m	2:14.10	61.67s (2)	31.94s (2)
4	SONNY ORLANDO	2	1.9m	2:14.25	62.36s (1)	31.78s (1)
8	MINI CAM	3	2.9m	2:14.33	61.39s (2)	31.77s (2)
5	SAND SAFARI	4	3.9m	2:14.41	62.91s (1)	32.28s (1)
3	SOPHIES PRIDE	5	11.5m	2:15.02	62.69s (1)	32.14s (1)
10	PONOVER	6	19.6m	2:15.67	61.84s (1)	32.38s (1)
9	RHIANNON SHANNON	7	21.9m	2:15.85	62.44s (2)	32.86s (2)
2	COLADA ROSE	8	26.6m	2:16.23	64.78s (0)	34.13s (0)
6	SHERKHAN	9	30.5m	2:16.54	62.28s (1)	33.05s (2)
1	JUSTCALLME KAYJAY	10	30.6m	2:16.55	64.71s (0)	33.94s (0)

Finish Position and metres gained from 800m



Trots Sectionals
 Powered by
www.pjdata.com.au
 Home of PJ Trots Analyser



The Racing Queensland Board (trading as Racing Queensland) and provider are not responsible for the completeness or accuracy of any of the information contained herein, and makes no representations about its suitability for any purpose.

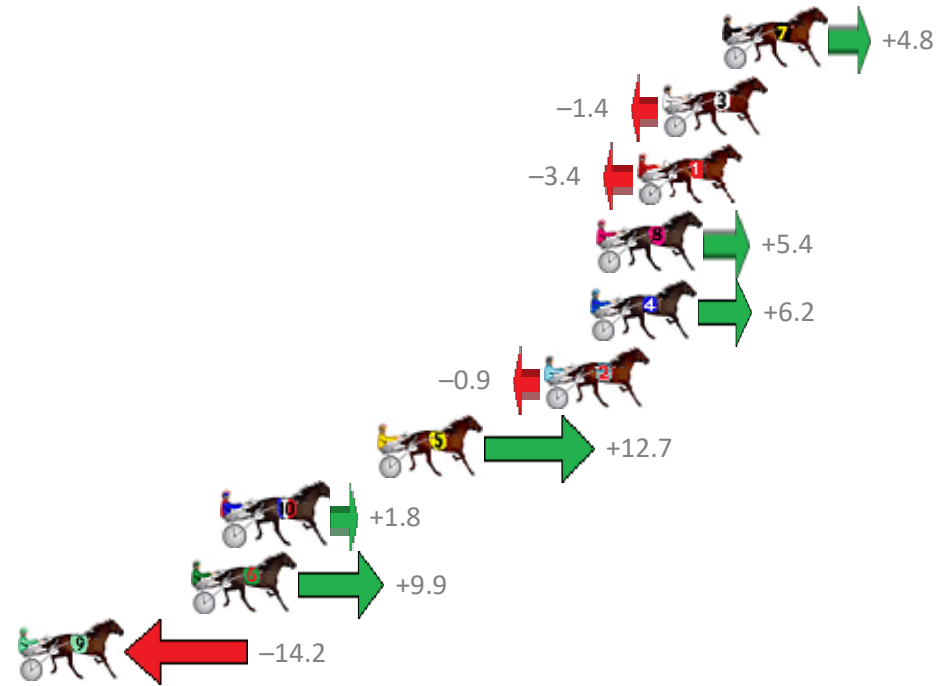
Redcliffe Race 6 Distance 1780m

Wednesday, 31 January 2018

Gross Time: 2:14.70 MileRate: 2:01.80 LeadTime: 11.50s First Qtr: 31.70s Second Qtr: 32.10s Third Qtr: 30.00s Fourth Qtr: 29.40s

NoHorse	Plc	Margin	Time	800Time (W)	400 Time (W)
7 TORQUE FEELS GOOD	1	0.0m	2:14.70	59.04s (0)	29.00s (0)
3 YKIKAFIL	2	2.4m	2:14.88	59.50s (1)	29.49s (1)
1 LONG LEGS LOU	3	3.4m	2:14.95	59.65s (0)	29.65s (0)
8 WILLSINTOWN	4	5.0m	2:15.07	59.00s (0)	28.99s (0)
4 MINI MIRACLE	5	5.2m	2:15.08	58.94s (1)	28.94s (1)
2 SPIRITO NERO	6	7.1m	2:15.22	59.47s (1)	29.47s (1)
5 SCULPTURED	7	13.7m	2:15.71	58.46s (1)	29.25s (0)
10 ITSMEGS	8	19.8m	2:16.16	59.27s (1)	29.89s (2)
6 JAKES ARK	9	21.1m	2:16.25	58.66s (1)	29.63s (2)
9 WESTERN FALCON	10	31.0m	2:16.98	60.45s (1)	30.50s (1)

Finish Position and metres gained from 800m



Trots Sectionals
 Powered by
www.pjdata.com.au
 Home of PJ Trots Analyser



The Racing Queensland Board (trading as Racing Queensland) and provider are not responsible for the completeness or accuracy of any of the information contained herein, and makes no representations about its suitability for any purpose.

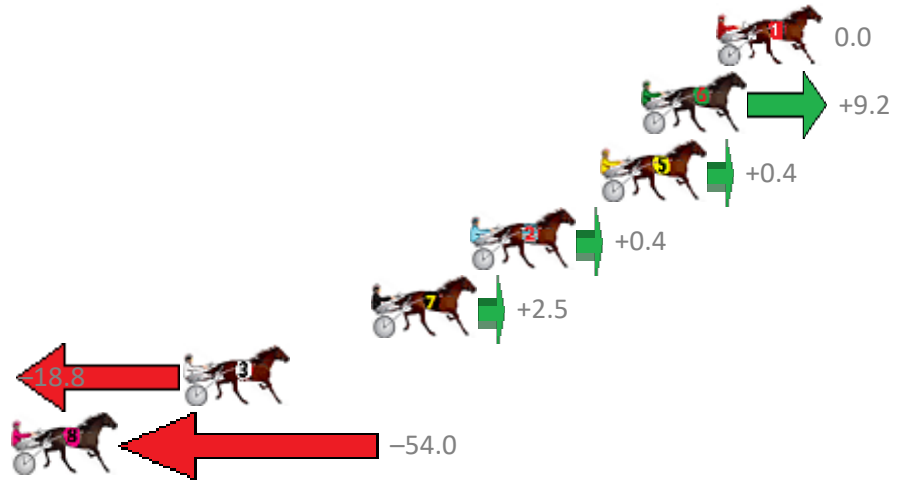
Redcliffe Race 7 Distance 2040m

Wednesday, 31 January 2018

Gross Time: 2:36.80 MileRate: 2:03.70 LeadTime: 31.60s First Qtr: 32.90s Second Qtr: 32.20s Third Qtr: 30.40s Fourth Qtr: 29.70s

No	Horse	Plc	Margin	Time	800Time (W)	400 Time (W)
1	BE ON THE SLY	1	0.0m	2:36.80	60.10s (0)	29.70s (0)
6	HERES MY NUMBER	2	3.0m	2:37.02	59.41s (1)	28.87s (1)
5	ULTIMATE AD	3	4.6m	2:37.14	60.07s (0)	29.57s (0)
2	MISS AVA	4	9.8m	2:37.53	60.07s (0)	29.48s (0)
7	JUST CALL ME GOOSE	5	13.7m	2:37.82	59.91s (0)	29.28s (1)
3	VINTAGE DREAM	6	21.2m	2:38.37	61.51s (1)	31.08s (1)
8	TORQUE WITH AN ACE	7	61.0m	2:41.33	64.16s (1)	33.56s (1)

Finish Position and metres gained from 800m



Trots Sectionals
 Powered by
www.pjdata.com.au
 Home of PJ Trots Analyser



The Racing Queensland Board (trading as Racing Queensland) and provider are not responsible for the completeness or accuracy of any of the information contained herein, and makes no representations about its suitability for any purpose.

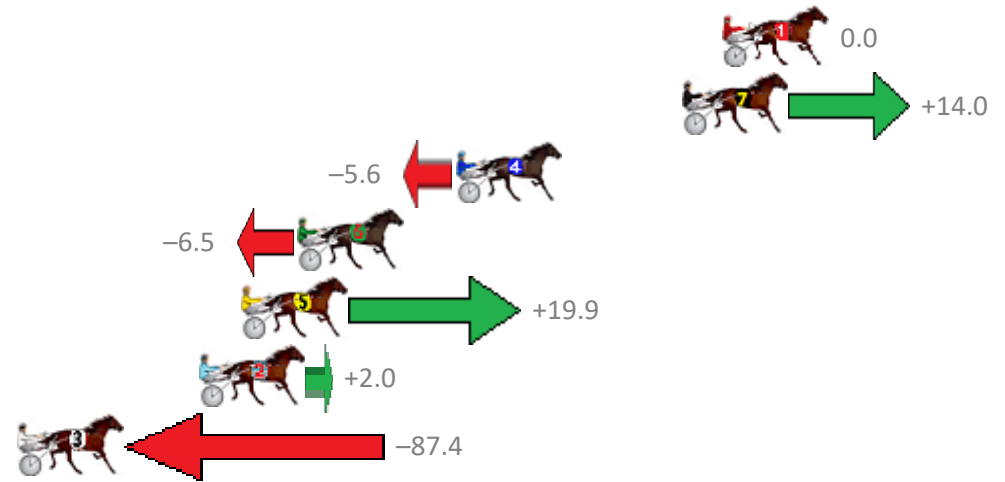
Redcliffe Race 8 Distance 1780m

Wednesday, 31 January 2018

Gross Time: 2:28.50 MileRate: 2:14.20 LeadTime: 16.20s First Qtr: 33.20s Second Qtr: 35.10s Third Qtr: 34.50s Fourth Qtr: 29.50s

No	Horse	Plc	Margin	Time	800Time (W)	400 Time (W)
1	SOUTHERN ALPS	1	0.0m	2:28.50	64.00s (0)	29.50s (0)
7	ASTRAL RULER	2	1.6m	2:28.62	62.88s (0)	29.35s (1)
4	MY DAD ANGUS	3	10.6m	2:29.28	64.45s (0)	29.90s (0)
6	DAY TOURER	4	16.9m	2:29.75	64.52s (0)	30.02s (0)
5	JUSTABITLIKEMUM	5	19.1m	2:29.91	62.41s (0)	30.29s (2)
2	ILLAWONG BLISS	6	20.8m	2:30.03	63.84s (0)	30.31s (1)
3	COMMISSIONED	7	247.4m	2:46.75	70.99s (0)	33.00s (0)

Finish Position and metres gained from 800m



Trots Sectionals
 Powered by
www.pjdata.com.au
 Home of PJ Trots Analyser



The Racing Queensland Board (trading as Racing Queensland) and provider are not responsible for the completeness or accuracy of any of the information contained herein, and makes no representations about its suitability for any purpose.