

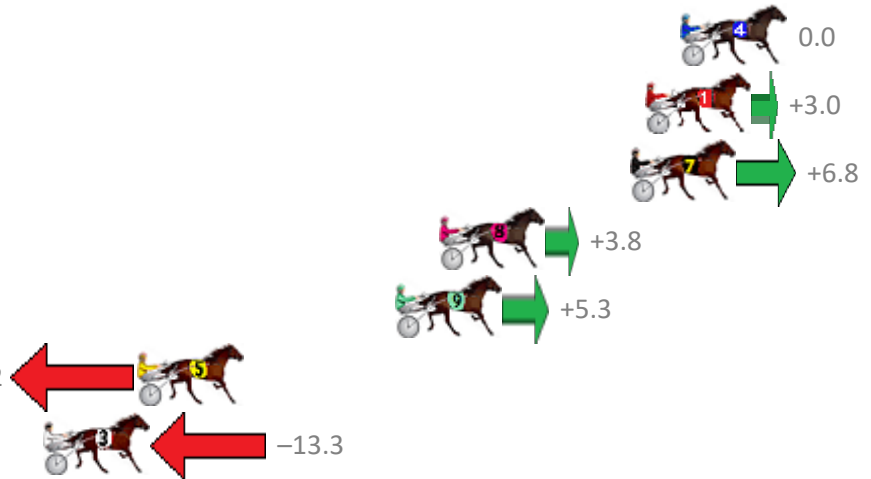
Redcliffe Race 1 Distance 1780m

Wednesday, 10 January 2018

Gross Time: 2:11.80 MileRate: 1:59.10 LeadTime: 11.40s First Qtr: 31.40s Second Qtr: 31.60s Third Qtr: 28.90s Fourth Qtr: 28.50s

No Horse	Plc	Margin	Time	800Time (W)	400 Time (W)
4 NO CONFESSION	1	0.0m	2:11.80	57.40s (0)	28.50s (0)
1 CALCAVADO	2	1.4m	2:11.90	57.18s (0)	28.27s (0)
7 MASTER MONTANA	3	2.0m	2:11.94	56.91s (0)	27.99s (0)
8 SPONDOOLEY	4	9.6m	2:12.48	57.13s (0)	28.19s (0)
9 SHEZABONNYGEM	5	11.3m	2:12.61	57.02s (1)	28.29s (1)
5 OUR PEPPERJACK	6	21.6m	2:13.34	58.42s (1)	29.73s (1)
3 MISTER FANTANGLES	7	25.3m	2:13.60	58.35s (1)	29.62s (1)

Finish Position and metres gained from 800m



Trots Sectionals
 Powered by
www.pjdata.com.au
 Home of PJ Trots Analyser



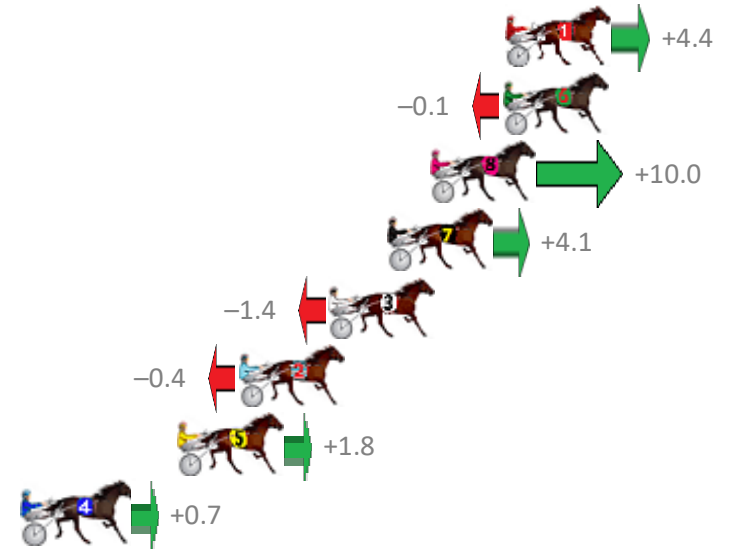
Redcliffe Race 2 Distance 2040m

Wednesday, 10 January 2018

Gross Time: 2:32.20 MileRate: 2:00.10 LeadTime: 30.90s First Qtr: 31.70s Second Qtr: 31.10s Third Qtr: 29.10s Fourth Qtr: 29.40s

No	Horse	Plc	Margin	Time	800Time (W)	400 Time (W)
1	CHEERS KATHY	1	0.0m	2:32.20	58.18s (0)	29.05s (0)
6	CHAL FIRE	2	0.1m	2:32.21	58.51s (0)	29.41s (0)
8	MAJOR MOMENT	3	3.0m	2:32.42	57.77s (0)	28.53s (0)
7	ILLAWONG DREAMTIM	4	4.7m	2:32.55	58.20s (0)	29.00s (0)
3	WEEDONS EXPRESS	5	7.0m	2:32.71	58.60s (1)	29.62s (1)
2	ROCKY CARRINGTON	6	10.6m	2:32.98	58.53s (1)	29.50s (1)
5	VADER	7	13.0m	2:33.16	58.37s (1)	29.61s (2)
4	RIVERLEIGH WILLIAM	8	19.1m	2:33.60	58.45s (1)	29.72s (2)

Finish Position and metres gained from 800m



Trots Sectionals
 Powered by
www.pjdata.com.au
 Home of PJ Trots Analyser



The Racing Queensland Board (trading as Racing Queensland) and provider are not responsible for the completeness or accuracy of any of the information contained herein, and makes no representations about its suitability for any purpose.

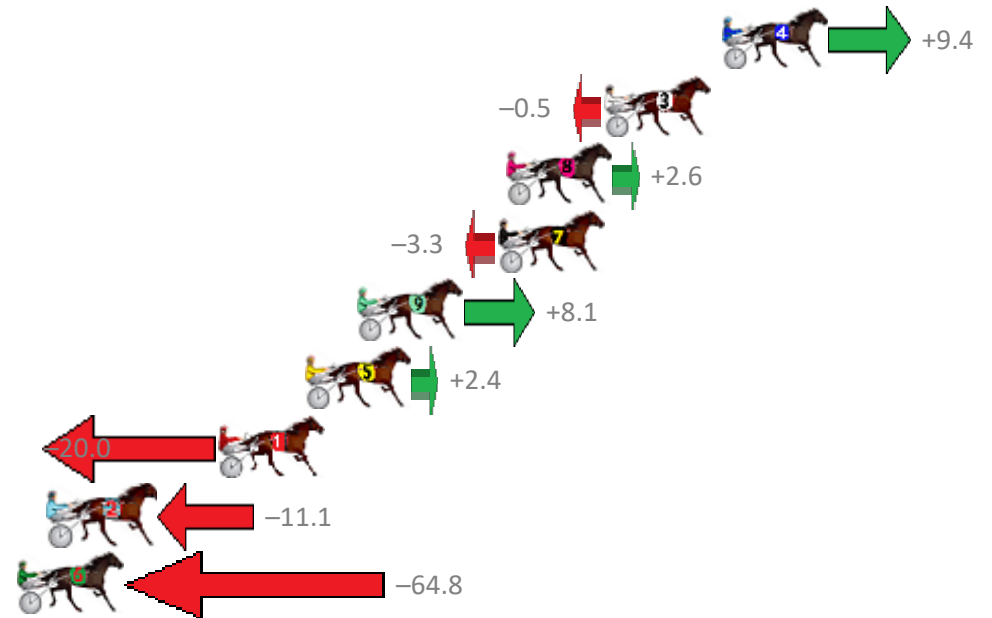
Redcliffe Race 3 Distance 1780m

Wednesday, 10 January 2018

Gross Time: 2:10.90 MileRate: 1:58.40 LeadTime: 11.40s First Qtr: 30.70s Second Qtr: 29.60s Third Qtr: 28.50s Fourth Qtr: 30.70s

No	Horse	Plc	Margin	Time	800Time (W)	400 Time (W)
4	SHADOW PASS	1	0.0m	2:10.90	58.50s (1)	30.12s (1)
3	IMA TOP TYCOON	2	4.7m	2:11.26	59.24s (1)	30.85s (1)
8	FLASHING GOOD TIME	3	8.6m	2:11.56	59.01s (0)	30.39s (0)
7	JOHNNYCAKE	4	8.9m	2:11.58	59.44s (0)	30.97s (0)
9	WEASEL	5	14.5m	2:12.01	58.60s (1)	30.19s (2)
5	JACKS GAMBIT	6	16.6m	2:12.17	59.02s (0)	30.59s (0)
1	MISTA NATURAL	7	20.0m	2:12.43	60.68s (0)	32.24s (0)
2	TOSCA JACK	8	26.7m	2:12.95	60.02s (1)	31.46s (1)
6	JULIA MAC	9	114.8m	2:19.71	64.00s (0)	33.37s (0)

Finish Position and metres gained from 800m



Trots Sectionals
 Powered by
www.pjdata.com.au
 Home of PJ Trots Analyser



The Racing Queensland Board (trading as Racing Queensland) and provider are not responsible for the completeness or accuracy of any of the information contained herein, and makes no representations about its suitability for any purpose.

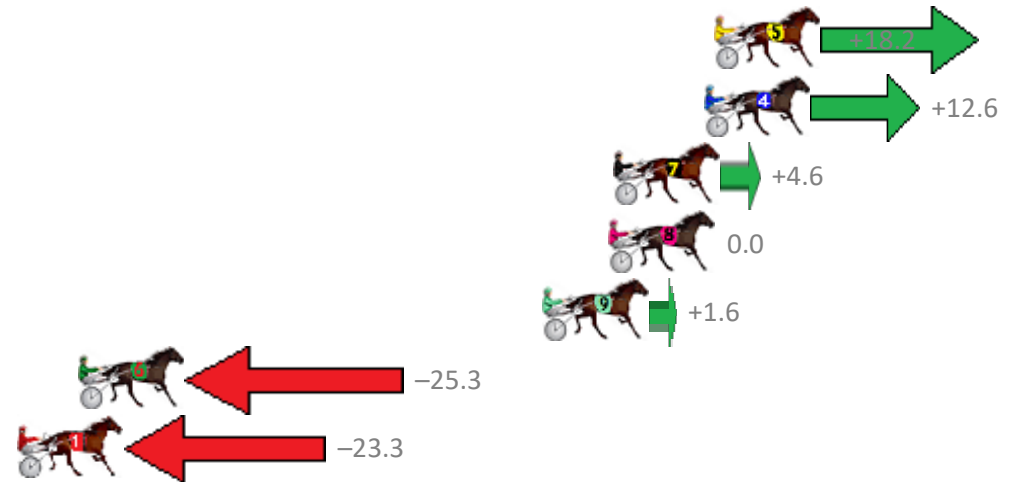
Redcliffe Race 4 Distance 1780m

Wednesday, 10 January 2018

Gross Time: 2:12.90 MileRate: 2:00.10 LeadTime: 11.50s First Qtr: 28.20s Second Qtr: 32.20s Third Qtr: 30.70s Fourth Qtr: 30.30s

No	Horse	Plc	Margin	Time	800Time (W)	400 Time (W)
5	HOT ROD HEAVEN	1	0.0m	2:12.90	59.61s (1)	29.75s (2)
4	COMIGAL	2	0.4m	2:12.93	60.04s (1)	30.15s (2)
7	LYNCHMAN	3	4.0m	2:13.20	60.65s (0)	29.65s (2)
8	OLIVER WINKLE	4	4.2m	2:13.22	61.00s (1)	30.22s (1)
9	PUNTERS DELIGHT	5	6.8m	2:13.42	60.88s (1)	30.82s (1)
6	STRIKE POWER	6	25.3m	2:14.82	62.93s (1)	32.10s (0)
1	SOPHIES PRIDE	7	27.7m	2:15.00	62.78s (0)	31.29s (1)

Finish Position and metres gained from 800m



Trots Sectionals
 Powered by
www.pjdata.com.au
 Home of PJ Trots Analyser



The Racing Queensland Board (trading as Racing Queensland) and provider are not responsible for the completeness or accuracy of any of the information contained herein, and makes no representations about its suitability for any purpose.


Redcliffe Race 5 Distance 2040m

Wednesday, 10 January 2018

Gross Time: 2:34.20 MileRate: 2:01.60 LeadTime: 30.70s First Qtr: 31.90s Second Qtr: 32.10s Third Qtr: 29.30s Fourth Qtr: 30.20s

No	Horse	Plc	Margin	Time	800Time (W)	400 Time (W)
2	ARTS PEREGRINE	1	0.0m	2:34.20	59.35s (0)	30.20s (0)
10	ILLAWONG LIVELY	2	0.5m	2:34.24	59.54s (1)	30.10s (1)
1	ARMBROS LAD	3	5.4m	2:34.61	59.40s (0)	30.15s (0)
8	ARCHIECANO	4	12.2m	2:35.12	59.66s (1)	30.41s (1)
5	WECANONLYHOPE	5	23.5m	2:35.97	59.82s (2)	30.77s (2)
3	SONNY ORLANDO	6	23.9m	2:36.00	59.78s (1)	30.75s (1)
6	DAMINGO	7	29.6m	2:36.43	60.68s (2)	31.57s (2)
4	SISTA TO MAFUTA	8	29.7m	2:36.44	61.34s (1)	32.00s (2)
9	RED CASTLE WARRIOR	9	33.2m	2:36.71	60.76s (0)	31.33s (0)
7	HEZ TO BLAME	10	36.1m	2:36.93	61.32s (0)	31.90s (0)

Finish Position and metres gained from 800m



Trots Sectionals
 Powered by
www.pjdata.com.au
 Home of PJ Trots Analyser



The Racing Queensland Board (trading as Racing Queensland) and provider are not responsible for the completeness or accuracy of any of the information contained herein, and makes no representations about its suitability for any purpose.

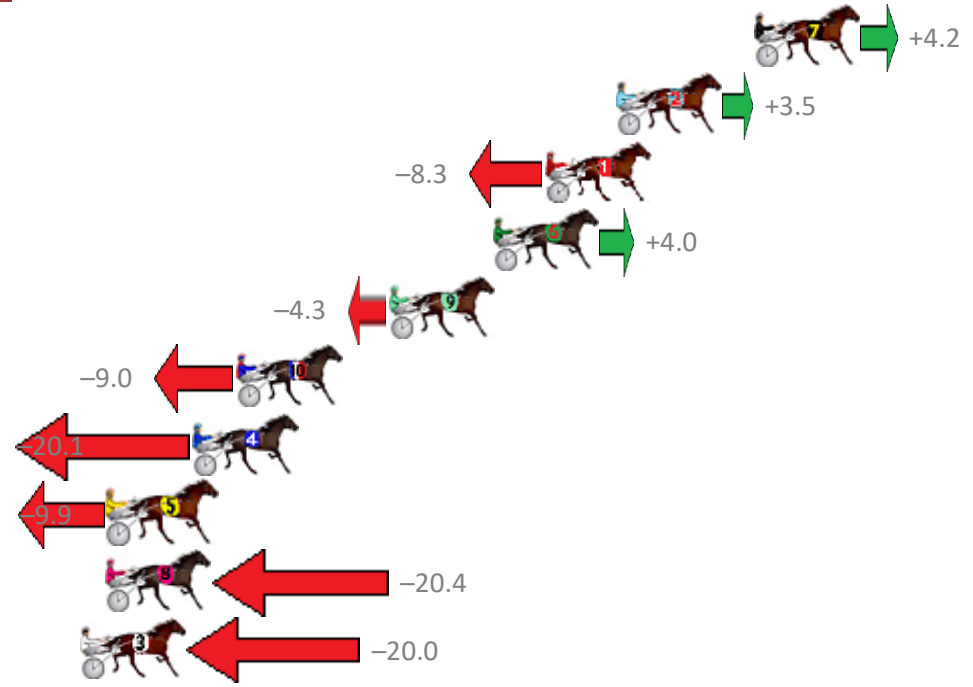
Redcliffe Race 6 Distance 1780m

Wednesday, 10 January 2018

Gross Time: 2:13.40 MileRate: 2:00.60 LeadTime: 11.90s First Qtr: 29.50s Second Qtr: 32.80s Third Qtr: 29.50s Fourth Qtr: 29.70s

No	Horse	Plc	Margin	Time	800Time (W)	400 Time (W)
7	HERITAGE BEACH	1	0.0m	2:13.40	58.89s (0)	29.39s (0)
2	MISS ROB ROY	2	5.5m	2:13.81	58.94s (0)	29.38s (0)
1	NICKY MATTGREGOR	3	8.3m	2:14.02	59.81s (0)	30.32s (0)
6	GROOVY MISS ANNIE	4	10.4m	2:14.17	58.90s (0)	29.30s (0)
9	ELUSIVE PROMISE	5	14.5m	2:14.48	59.52s (2)	30.02s (2)
10	IM ISABELLA	6	20.6m	2:14.93	59.87s (1)	30.18s (1)
4	MISS POSITIVITY	7	22.3m	2:15.06	60.69s (1)	31.33s (1)
5	BE ON THE SLY	8	25.7m	2:15.31	59.93s (1)	30.09s (1)
8	HERES MY NUMBER	9	25.8m	2:15.32	60.71s (2)	31.20s (2)
3	SANTASTIC PRINCESS	10	26.8m	2:15.39	60.68s (1)	31.05s (1)

Finish Position and metres gained from 800m



Trots Sectionals
 Powered by
www.pjdata.com.au
 Home of PJ Trots Analyser



The Racing Queensland Board (trading as Racing Queensland) and provider are not responsible for the completeness or accuracy of any of the information contained herein, and makes no representations about its suitability for any purpose.

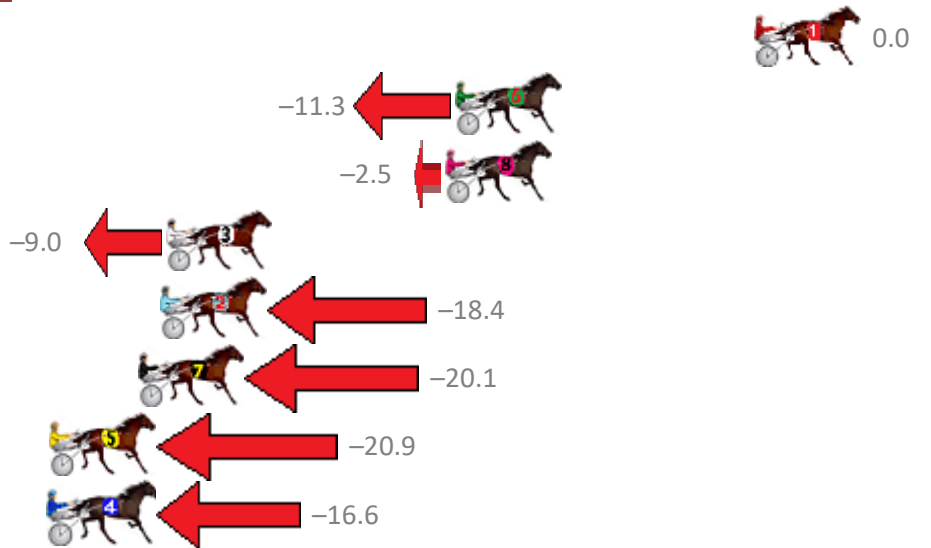
Redcliffe Race 7 Distance 2040m

Wednesday, 10 January 2018

Gross Time: 2:35.40 MileRate: 2:02.60 LeadTime: 33.30s First Qtr: 31.60s Second Qtr: 31.30s Third Qtr: 29.60s Fourth Qtr: 29.60s

No	Horse	Plc	Margin	Time	800Time (W)	400 Time (W)
1	ULTIMATE AD	1	0.0m	2:35.40	59.20s (0)	29.60s (0)
6	NEVERHAVEIEVER	2	11.9m	2:36.28	60.04s (1)	30.30s (1)
8	YKIKAFIL	3	12.3m	2:36.31	59.38s (1)	29.87s (2)
3	JAKES ARK	4	23.4m	2:37.13	59.87s (0)	29.78s (0)
2	MINI MIRACLE	5	23.6m	2:37.15	60.56s (1)	30.67s (1)
7	SPIRITO NERO	6	24.5m	2:37.21	60.69s (0)	31.01s (0)
5	TORQUE TO THE MAX	7	30.5m	2:37.66	60.75s (0)	30.97s (0)
4	GETINANHANGON	8	30.8m	2:37.68	60.43s (1)	30.92s (2)

Finish Position and metres gained from 800m



Trots Sectionals
 Powered by
www.pjdata.com.au
 Home of PJ Trots Analyser



The Racing Queensland Board (trading as Racing Queensland) and provider are not responsible for the completeness or accuracy of any of the information contained herein, and makes no representations about its suitability for any purpose.

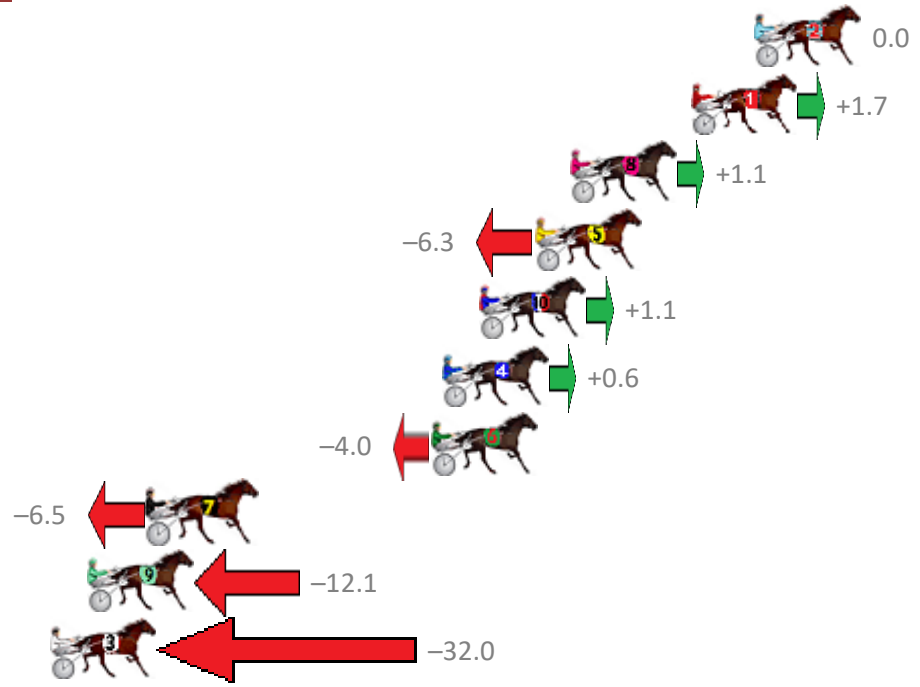
Redcliffe Race 8 Distance 1780m

Wednesday, 10 January 2018

Gross Time: 2:16.30 MileRate: 2:03.20 LeadTime: 12.00s First Qtr: 30.50s Second Qtr: 33.00s Third Qtr: 31.00s Fourth Qtr: 29.80s

No	Horse	Plc	Margin	Time	800Time (W)	400 Time (W)
2	CERTAINLY WAITNSEE	1	0.0m	2:16.30	60.80s (0)	29.80s (0)
1	PRIVATE JUJON	2	2.5m	2:16.49	60.67s (0)	29.63s (0)
8	MISS AVA	3	7.3m	2:16.84	60.72s (0)	29.63s (0)
5	LARA BAY	4	8.7m	2:16.95	61.28s (1)	30.27s (1)
10	WILLSINTOWN	5	10.9m	2:17.11	60.72s (1)	29.63s (1)
4	ZARA ZARA REIGN	6	12.4m	2:17.22	60.75s (0)	29.64s (0)
6	RIPPLES OF FEAR	7	12.8m	2:17.25	61.10s (2)	30.44s (2)
7	HIGH ON MONTANA	8	24.1m	2:18.10	61.29s (1)	29.78s (1)
9	CAUSE A BIG SCENE	9	26.5m	2:18.27	61.72s (2)	31.03s (2)
3	SAINT MARA	10	38.6m	2:19.18	63.23s (1)	32.08s (1)

Finish Position and metres gained from 800m



Trots Sectionals
 Powered by
www.pjdata.com.au
 Home of PJ Trots Analyser



The Racing Queensland Board (trading as Racing Queensland) and provider are not responsible for the completeness or accuracy of any of the information contained herein, and makes no representations about its suitability for any purpose.