

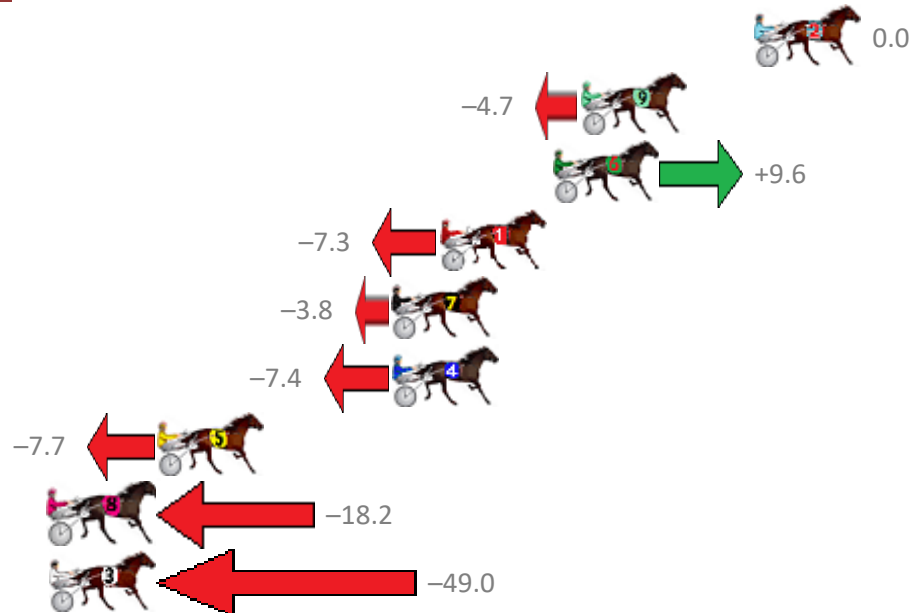
Redcliffe Race 1 Distance 1780m

Thursday, 4 January 2018

Gross Time: 2:16.20 MileRate: 2:03.10 LeadTime: 11.90s First Qtr: 32.70s Second Qtr: 30.50s Third Qtr: 31.60s Fourth Qtr: 29.50s

No	Horse	Plc	Margin	Time	800Time (W)	400 Time (W)
2	MISS POSITIVITY	1	0.0m	2:16.20	61.10s (0)	29.50s (0)
9	MAESTRO MAC	2	6.9m	2:16.71	61.46s (1)	29.83s (1)
6	MISS ROB ROY	3	8.0m	2:16.79	60.37s (1)	29.77s (2)
1	REDGARTERGAL	4	12.5m	2:17.12	61.66s (0)	30.07s (0)
7	SAINT MARA	5	14.4m	2:17.26	61.39s (0)	29.78s (0)
4	CERTAINLY WAITNSEE	6	14.4m	2:17.26	61.67s (1)	30.08s (1)
5	ZARA ZARA REIGN	7	23.7m	2:17.95	61.69s (0)	30.11s (0)
8	ELITE TORQUE	8	30.4m	2:18.44	62.49s (1)	30.86s (1)
3	SACREDS LAST	9	70.6m	2:21.41	64.84s (0)	33.62s (2)

Finish Position and metres gained from 800m



Trots Sectionals
 Powered by
www.pjdata.com.au
 Home of PJ Trots Analyser



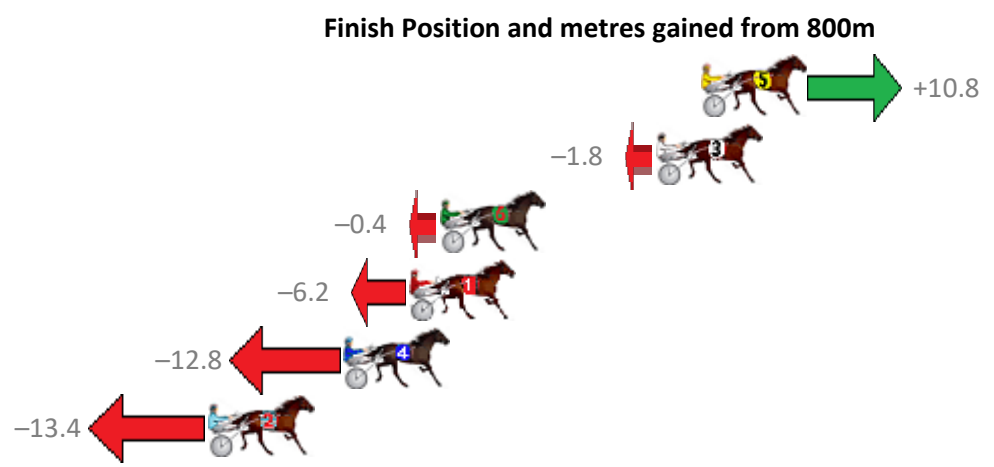
The Racing Queensland Board (trading as Racing Queensland) and provider are not responsible for the completeness or accuracy of any of the information contained herein, and makes no representations about its suitability for any purpose.

Redcliffe Race 2 Distance 2040m

Thursday, 4 January 2018

Gross Time: 2:32.20 MileRate: 2:00.00 LeadTime: 31.70s First Qtr: 31.40s Second Qtr: 30.90s Third Qtr: 28.50s Fourth Qtr: 29.70s

No	Horse	Plc	Margin	Time	800Time (W)	400 Time (W)
5	OUR MAJOR DAY	1	0.0m	2:32.20	57.41s (1)	28.50s (2)
3	HOW WE ROLL	2	1.8m	2:32.33	58.33s (0)	29.83s (0)
6	CONCENTRATION	3	10.4m	2:32.97	58.23s (0)	29.70s (0)
1	ARTS PEREGRINE	4	11.6m	2:33.06	58.65s (0)	30.18s (0)
4	BETTING BARON	5	14.2m	2:33.25	59.13s (1)	30.20s (1)
2	SWAFFHAM WATER	6	19.6m	2:33.66	59.17s (1)	30.29s (1)



Trots Sectionals
 Powered by
www.pjdata.com.au
 Home of PJ Trots Analyser



The Racing Queensland Board (trading as Racing Queensland) and provider are not responsible for the completeness or accuracy of any of the information contained herein, and makes no representations about its suitability for any purpose.

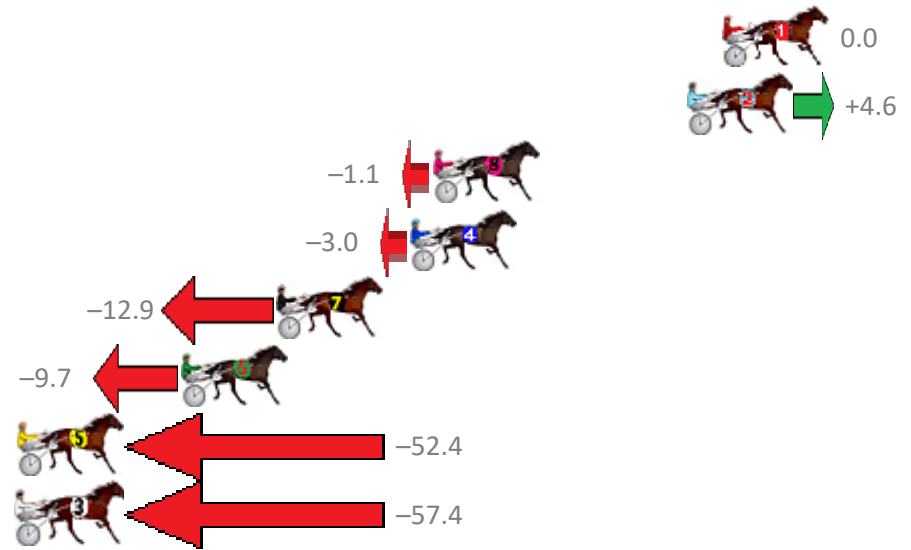
Redcliffe Race 3 Distance 2040m

Thursday, 4 January 2018

Gross Time: 2:34.00 MileRate: 2:01.50 LeadTime: 30.60s First Qtr: 31.00s Second Qtr: 31.80s Third Qtr: 30.40s Fourth Qtr: 30.20s

No	Horse	Plc	Margin	Time	800Time (W)	400 Time (W)
1	HERES MY NUMBER	1	0.0m	2:34.00	60.60s (0)	30.20s (0)
2	YKIKAFIL	2	1.4m	2:34.11	60.25s (1)	29.63s (2)
8	ULTIMATE AD	3	11.5m	2:34.87	60.68s (1)	30.00s (1)
4	RIPPLES OF FEAR	4	12.4m	2:34.94	60.83s (0)	30.34s (0)
7	SPIRITO NERO	5	17.7m	2:35.34	61.58s (0)	31.13s (0)
6	ELUSIVE PROMISE	6	21.5m	2:35.62	61.33s (2)	30.62s (4)
5	MACH TORQUE	7	53.8m	2:38.06	64.57s (1)	33.87s (1)
3	THANKHEAVNFORGIRLS	8	64.4m	2:38.86	64.95s (2)	34.08s (3)

Finish Position and metres gained from 800m



Trots Sectionals
 Powered by
www.pjdata.com.au
 Home of PJ Trots Analyser



The Racing Queensland Board (trading as Racing Queensland) and provider are not responsible for the completeness or accuracy of any of the information contained herein, and makes no representations about its suitability for any purpose.

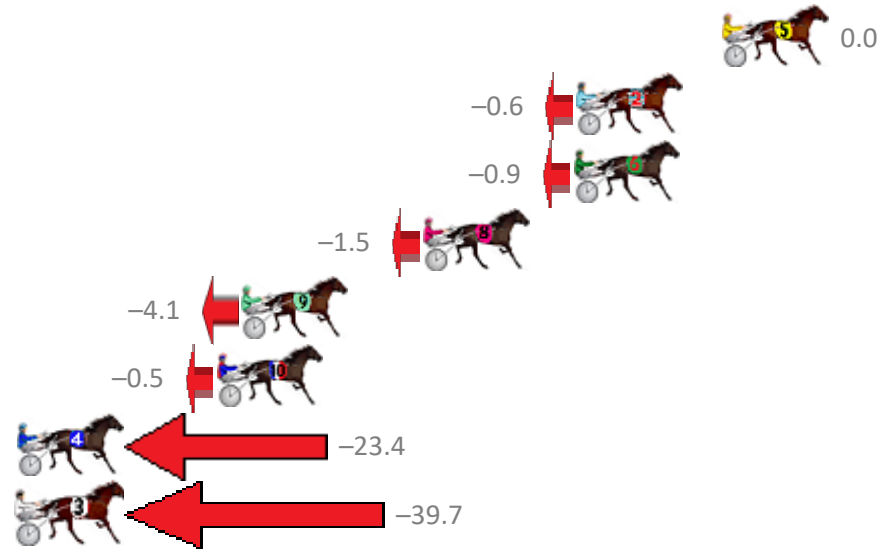
Redcliffe Race 4 Distance 1780m

Thursday, 4 January 2018

Gross Time: 2:15.50 MileRate: 2:02.50 LeadTime: 11.70s First Qtr: 31.60s Second Qtr: 32.30s Third Qtr: 31.40s Fourth Qtr: 28.50s

No	Horse	Plc	Margin	Time	800Time (W)	400 Time (W)
5	THUNDER MAC	1	0.0m	2:15.50	59.90s (0)	28.50s (0)
2	IM ISABELLA	2	5.8m	2:15.91	59.94s (0)	28.54s (0)
6	THE FORMULA ONE	3	5.9m	2:15.92	59.97s (1)	28.54s (1)
8	JUST CALL ME GOOSE	4	11.9m	2:16.35	60.01s (0)	28.65s (0)
9	IDEAL HOLMBOY	5	19.1m	2:16.86	60.21s (0)	28.82s (0)
10	UNDERTHEKILT	6	20.1m	2:16.93	59.94s (1)	29.12s (2)
4	OUR CHAMPION	7	33.4m	2:17.88	61.65s (1)	30.17s (1)
3	TAFFY BOY	8	54.3m	2:19.37	62.87s (1)	31.27s (1)

Finish Position and metres gained from 800m



Trots Sectionals
 Powered by
www.pjdata.com.au
 Home of PJ Trots Analyser



The Racing Queensland Board (trading as Racing Queensland) and provider are not responsible for the completeness or accuracy of any of the information contained herein, and makes no representations about its suitability for any purpose.


Redcliffe Race 5 Distance 2040m

Thursday, 4 January 2018

Gross Time: 2:34.50 MileRate: 2:01.90 LeadTime: 31.30s First Qtr: 32.50s Second Qtr: 31.70s Third Qtr: 30.00s Fourth Qtr: 29.00s

No	Horse	Plc	Margin	Time	800Time (W)	400 Time (W)
6	BOBBIES GIRL	1	0.0m	2:34.50	57.57s (2)	28.33s (2)
4	LEO THE LION	2	10.8m	2:35.28	58.68s (1)	29.06s (1)
3	ZED CODE	3	18.6m	2:35.85	60.27s (1)	30.35s (1)
5	ARCHIECANO	4	21.7m	2:36.07	59.13s (1)	29.51s (2)
2	PRIVATE JUJON	5	30.9m	2:36.74	60.84s (1)	30.85s (1)
8	GOTTA GO RALPHIE	6	33.8m	2:36.95	60.71s (1)	31.10s (2)
1	LIVING FREE	7	39.7m	2:37.38	61.93s (0)	31.78s (0)
7	HEZ TO BLAME	8	42.9m	2:37.61	61.84s (0)	31.65s (0)
9	RED CASTLE WARRIOR	9	53.3m	2:38.36	62.25s (0)	31.92s (0)

Finish Position and metres gained from 800m



Trots Sectionals
 Powered by
www.pjdata.com.au
 Home of PJ Trots Analyser



The Racing Queensland Board (trading as Racing Queensland) and provider are not responsible for the completeness or accuracy of any of the information contained herein, and makes no representations about its suitability for any purpose.

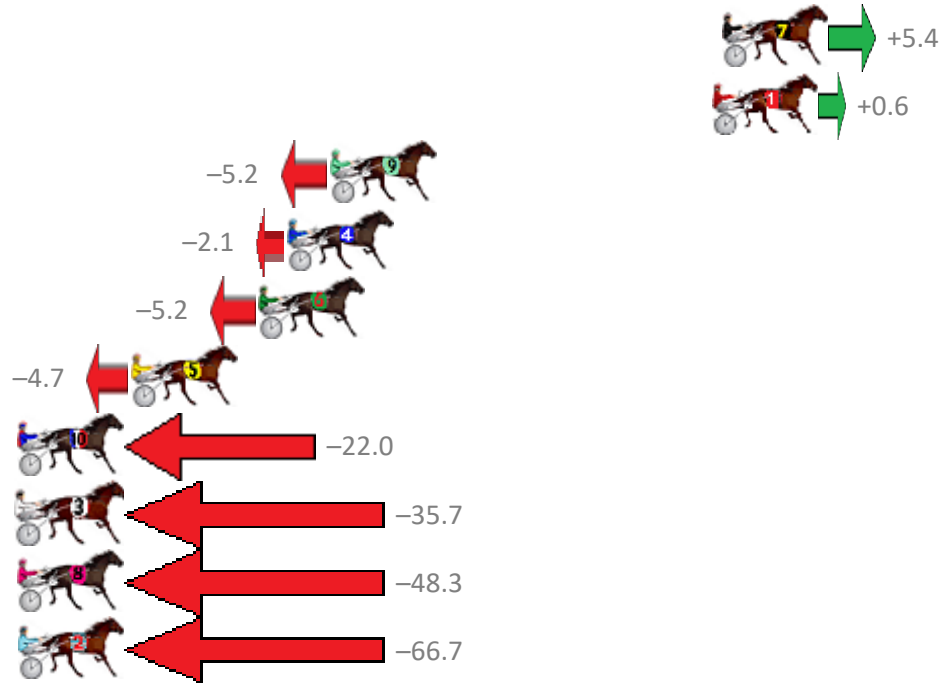
Redcliffe Race 6 Distance 1780m

Thursday, 4 January 2018

Gross Time: 2:11.30 MileRate: 1:58.70 LeadTime: 11.20s First Qtr: 29.60s Second Qtr: 31.10s Third Qtr: 29.70s Fourth Qtr: 29.70s

No	Horse	Plc	Margin	Time	800Time (W)	400 Time (W)
7	KEARNEY LANE	1	0.0m	2:11.30	59.00s (0)	29.37s (0)
1	FLASHING GOOD TIME	2	0.4m	2:11.33	59.36s (0)	29.73s (0)
9	MY AJAYE	3	15.6m	2:12.46	59.79s (0)	30.07s (0)
4	LEVI JADE	4	17.3m	2:12.58	59.56s (0)	29.80s (0)
6	OYSTER STRIDE	5	18.4m	2:12.67	59.79s (2)	30.38s (2)
5	CERTAINLYWILLBE	6	23.5m	2:13.04	59.75s (2)	30.35s (2)
10	ANY WONDER	7	37.8m	2:14.11	61.03s (1)	30.96s (2)
3	FAMOUS SHOES	8	45.5m	2:14.68	62.05s (1)	31.44s (0)
8	LONG DIRT ROAD	9	53.3m	2:15.26	62.99s (1)	32.35s (1)
2	CRYPTIC CHANCE	10	66.7m	2:16.25	64.35s (1)	33.66s (1)

Finish Position and metres gained from 800m



Trots Sectionals
 Powered by
www.pjdata.com.au
 Home of PJ Trots Analyser



The Racing Queensland Board (trading as Racing Queensland) and provider are not responsible for the completeness or accuracy of any of the information contained herein, and makes no representations about its suitability for any purpose.

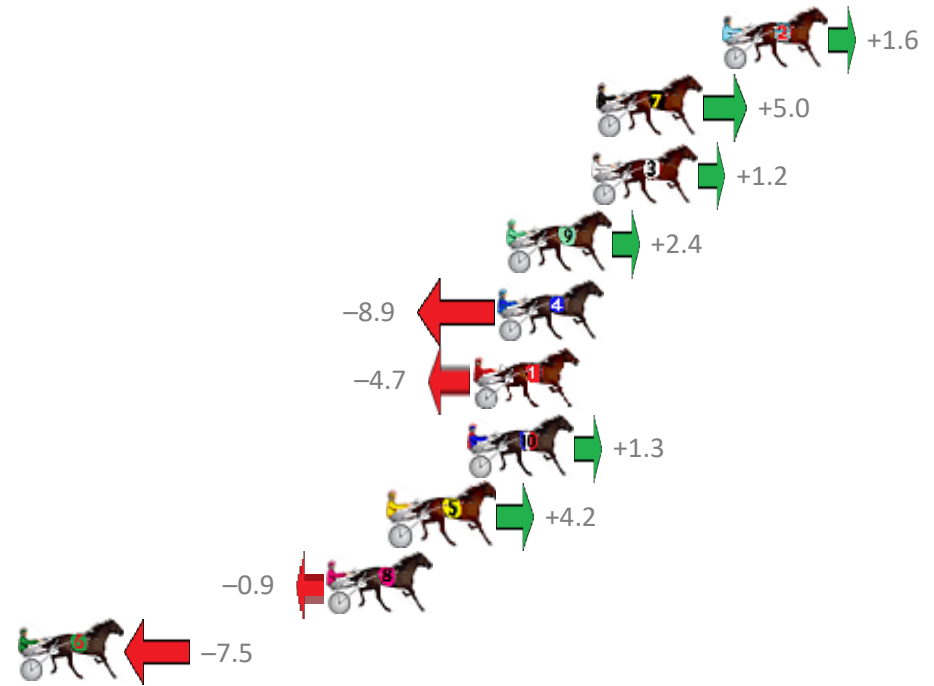
Redcliffe Race 7 Distance 2040m

Thursday, 4 January 2018

Gross Time: 2:33.00 MileRate: 2:00.70 LeadTime: 30.60s First Qtr: 31.60s Second Qtr: 30.30s Third Qtr: 29.70s Fourth Qtr: 30.80s

No	Horse	Plc	Margin	Time	800Time (W)	400 Time (W)
2	OUR BUSCEMI	1	0.0m	2:33.00	60.38s (1)	30.80s (1)
7	MASTER MONTANA	2	5.0m	2:33.38	60.12s (0)	30.40s (0)
3	HEAVENS HINT	3	5.2m	2:33.40	60.41s (1)	30.77s (1)
9	ALTANA BLUE	4	8.6m	2:33.66	60.32s (1)	30.66s (1)
4	CROWNING GLORY	5	8.9m	2:33.69	61.17s (0)	31.39s (0)
1	MISTER FANTANGLES	6	9.9m	2:33.76	60.86s (0)	31.10s (0)
10	ELLBEEBLISS	7	10.1m	2:33.78	60.40s (2)	31.02s (2)
5	BLACK BELT	8	13.2m	2:34.02	60.18s (2)	30.85s (2)
8	OUR PEPPERJACK	9	15.7m	2:34.21	60.57s (0)	30.82s (0)
6	ROYAL TAZ	10	28.1m	2:35.16	61.07s (1)	31.69s (1)

Finish Position and metres gained from 800m



Trots Sectionals
 Powered by
www.pjdata.com.au
 Home of PJ Trots Analyser



The Racing Queensland Board (trading as Racing Queensland) and provider are not responsible for the completeness or accuracy of any of the information contained herein, and makes no representations about its suitability for any purpose.

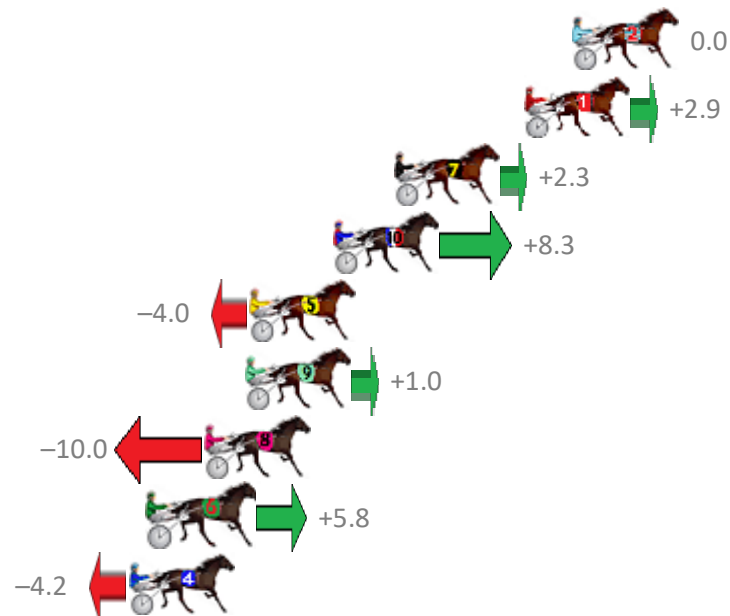
Redcliffe Race 8 Distance 1780m

Thursday, 4 January 2018

Gross Time: 2:15.00 MileRate: 2:02.00 LeadTime: 11.50s First Qtr: 32.30s Second Qtr: 32.20s Third Qtr: 30.10s Fourth Qtr: 28.90s

No	Horse	Plc	Margin	Time	800Time (W)	400 Time (W)
2	MISTER HART	1	0.0m	2:15.00	59.00s (0)	28.90s (0)
1	HE GETS IT	2	1.9m	2:15.14	58.79s (0)	28.66s (0)
7	ELMAUR JOY	3	7.1m	2:15.51	58.83s (0)	28.68s (0)
10	IMA TOP TYCOON	4	9.5m	2:15.69	58.39s (2)	29.37s (2)
5	MONKSEATON	5	12.8m	2:15.92	59.29s (1)	29.28s (1)
9	TASCOTT LADY	6	13.0m	2:15.94	58.93s (0)	28.78s (0)
8	LATIN BEATS	7	14.6m	2:16.05	59.74s (1)	29.71s (1)
6	PUNTERS DELIGHT	8	16.8m	2:16.21	58.57s (2)	29.58s (2)
4	WECANONLYHOPE	9	17.6m	2:16.27	59.31s (1)	29.26s (1)

Finish Position and metres gained from 800m



Trots Sectionals
 Powered by
www.pjdata.com.au
 Home of PJ Trots Analyser



The Racing Queensland Board (trading as Racing Queensland) and provider are not responsible for the completeness or accuracy of any of the information contained herein, and makes no representations about its suitability for any purpose.