

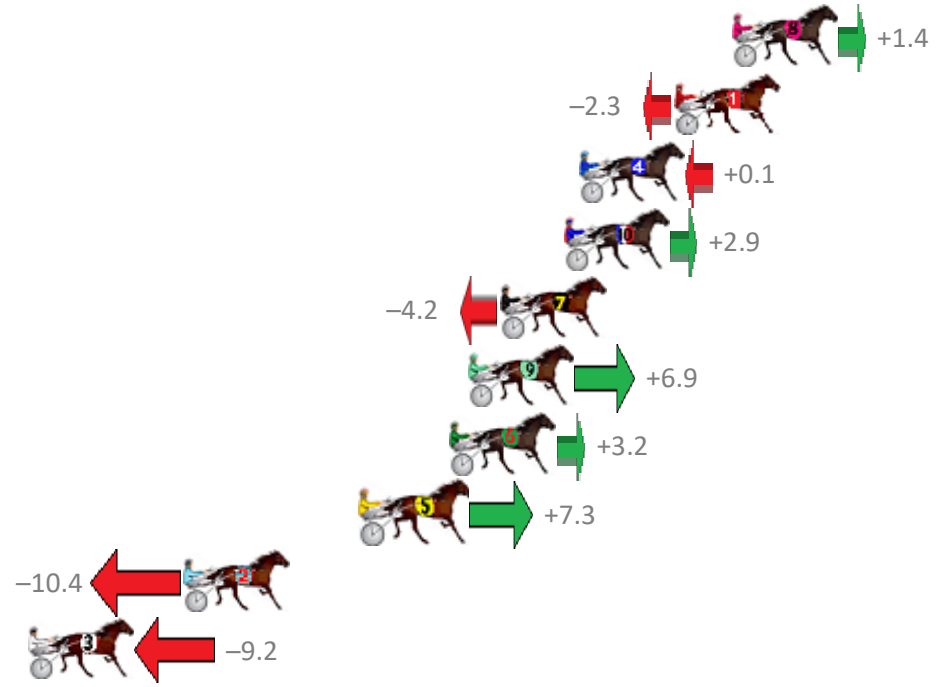
# Redcliffe Race 1 Distance 1780m

Wednesday, 3 January 2018

Gross Time: 2:10.70 MileRate: 1:58.10 LeadTime: 11.40s First Qtr: 30.60s Second Qtr: 29.90s Third Qtr: 28.90s Fourth Qtr: 29.90s

No Horse	Plc	Margin	Time	800Time (W)	400 Time (W)
8 CELTIC CRUZA	1	0.0m	2:10.70	58.70s (1)	29.90s (1)
1 MAKE A POINT	2	2.3m	2:10.87	58.97s (0)	30.06s (0)
4 BOB GAGE	3	6.1m	2:11.16	58.79s (1)	29.89s (1)
10 HAVETOGETAWAYMOR	4	6.7m	2:11.20	58.59s (0)	29.64s (0)
7 JACKS GAMBIT	5	9.2m	2:11.39	59.11s (0)	30.14s (0)
9 DAPPER	6	10.5m	2:11.48	58.29s (1)	29.34s (1)
6 RAFFERTY DELIGHTS	7	11.2m	2:11.54	58.56s (0)	29.62s (0)
5 ASHLEYS ANGEL	8	14.7m	2:11.80	58.26s (1)	29.28s (1)
2 FALCON VISTA	9	21.8m	2:12.33	59.56s (1)	30.54s (1)
3 CAESAR COURT	10	29.2m	2:12.88	59.48s (0)	30.44s (0)

Finish Position and metres gained from 800m



Trots Sectionals  
 Powered by  
[www.pjdata.com.au](http://www.pjdata.com.au)  
 Home of PJ Trots Analyser



The Racing Queensland Board (trading as Racing Queensland) and provider are not responsible for the completeness or accuracy of any of the information contained herein, and makes no representations about its suitability for any purpose.

# Redcliffe Race 2 Distance 2040m

Wednesday, 3 January 2018

Gross Time: 2:30.50 MileRate: 1:58.70 LeadTime: 30.50s First Qtr: 30.10s Second Qtr: 29.80s Third Qtr: 29.80s Fourth Qtr: 30.30s

No	Horse	Plc	Margin	Time	800Time (W)	400 Time (W)	Finish Position and metres gained from 800m
9	SOMEPARTYSOMEWHE	1	0.0m	2:30.50	59.00s (1)	30.03s (2)	+14.6
8	JUST SAY GO	2	0.8m	2:30.56	59.81s (0)	30.04s (0)	+3.8
4	LYNCHMAN	3	23.8m	2:32.30	60.48s (1)	31.07s (1)	-5.0
2	COMIGAL	4	24.2m	2:32.33	61.21s (1)	31.47s (1)	-14.8
6	MIRACLESDOAPPEN	5	24.3m	2:32.34	61.14s (0)	31.41s (0)	-13.9
1	LUVU GRAZAELLA	6	24.5m	2:32.36	61.94s (0)	32.16s (0)	-24.5
5	MISTA NATURAL	7	28.5m	2:32.66	60.36s (2)	31.67s (2)	-1.5
10	WEASEL	8	30.7m	2:32.83	60.60s (1)	31.26s (2)	-6.7
3	ASHI JETSUN	9	37.4m	2:33.33	62.61s (1)	32.78s (1)	-33.4



Trots Sectionals  
 Powered by  
[www.pjdata.com.au](http://www.pjdata.com.au)  
 Home of PJ Trots Analyser

The Racing Queensland Board (trading as Racing Queensland) and provider are not responsible for the completeness or accuracy of any of the information contained herein, and makes no representations about its suitability for any purpose.

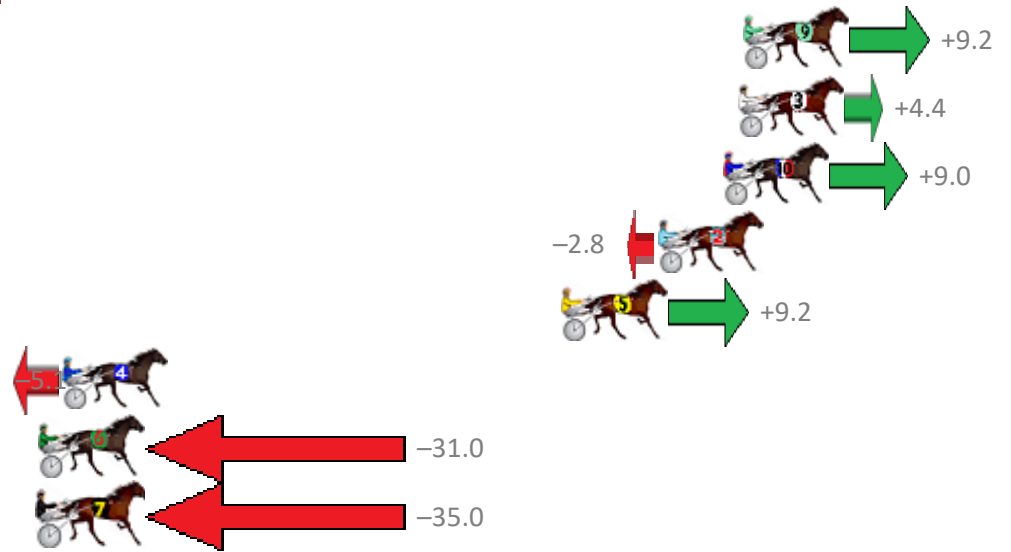
# Redcliffe Race 3 Distance 1780m

Wednesday, 3 January 2018

Gross Time: 2:12.40 MileRate: 1:59.70 LeadTime: 11.10s First Qtr: 28.70s Second Qtr: 30.70s Third Qtr: 30.80s Fourth Qtr: 31.10s

No	Horse	Plc	Margin	Time	800Time (W)	400 Time (W)
9	RUATO BAY	1	0.0m	2:12.40	61.19s (1)	30.79s (2)
3	KATNISS	2	0.2m	2:12.42	61.56s (1)	30.57s (1)
10	RED LUCK	3	0.8m	2:12.46	61.20s (0)	30.52s (2)
2	STRIKE POWER	4	3.4m	2:12.66	62.12s (0)	31.36s (0)
5	ILLAWONG LIVELY	5	7.2m	2:12.96	61.19s (1)	30.68s (1)
4	CAPTURE ME	6	27.1m	2:14.51	62.29s (1)	32.31s (0)
6	THE ENDEAVOUR	7	31.0m	2:14.81	64.30s (1)	33.32s (1)
7	WASTE OF TIME	8	40.0m	2:15.51	64.61s (0)	33.79s (0)

## Finish Position and metres gained from 800m



Trots Sectionals  
 Powered by  
[www.pjdata.com.au](http://www.pjdata.com.au)  
 Home of PJ Trots Analyser

The Racing Queensland Board (trading as Racing Queensland) and provider are not responsible for the completeness or accuracy of any of the information contained herein, and makes no representations about its suitability for any purpose.

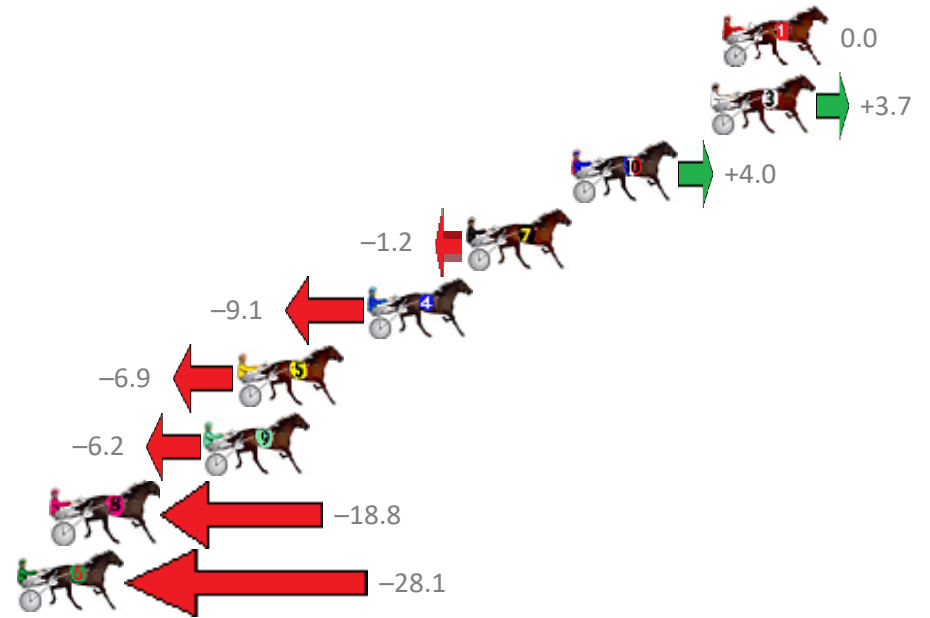
# Redcliffe Race 4 Distance 2040m

Wednesday, 3 January 2018

Gross Time: 2:34.90 MileRate: 2:02.20 LeadTime: 31.70s First Qtr: 31.90s Second Qtr: 31.80s Third Qtr: 30.20s Fourth Qtr: 29.30s

No	Horse	Plc	Margin	Time	800Time (W)	400 Time (W)
1	COME OUT AND PLAY	1	0.0m	2:34.90	59.50s (0)	29.30s (0)
3	LAZY BLAZE	2	0.5m	2:34.94	59.22s (0)	29.03s (0)
10	HOT ROD HEAVEN	3	6.0m	2:35.34	59.20s (2)	29.08s (2)
7	SOPHIES PRIDE	4	10.2m	2:35.65	59.59s (0)	29.37s (0)
4	WHAT A FLIGHT	5	14.1m	2:35.93	60.18s (2)	30.05s (2)
5	MISTER CHOMP	6	19.3m	2:36.31	60.01s (1)	29.69s (2)
9	DAMINGO	7	20.6m	2:36.41	59.96s (0)	29.80s (1)
8	DIABOLO STAR	8	26.6m	2:36.85	60.90s (1)	30.60s (1)
6	VANTO HANOVER	9	31.3m	2:37.19	61.59s (1)	31.33s (1)

Finish Position and metres gained from 800m



Trots Sectionals  
 Powered by  
[www.pjdata.com.au](http://www.pjdata.com.au)  
 Home of PJ Trots Analyser



The Racing Queensland Board (trading as Racing Queensland) and provider are not responsible for the completeness or accuracy of any of the information contained herein, and makes no representations about its suitability for any purpose.

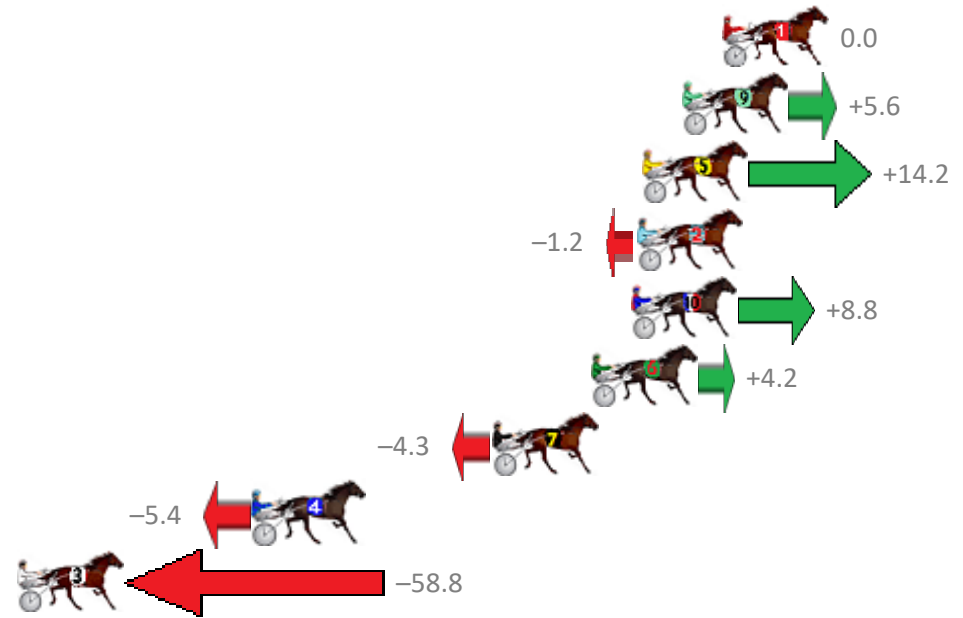
# Redcliffe Race 5 Distance 1780m

Wednesday, 3 January 2018

Gross Time: 2:14.50 MileRate: 2:01.60 LeadTime: 11.50s First Qtr: 30.00s Second Qtr: 30.30s Third Qtr: 30.80s Fourth Qtr: 31.90s

No Horse	Plc	Margin	Time	800Time (W)	400 Time (W)
1 JOHNNYCAKE	1	0.0m	2:14.50	62.70s (0)	31.90s (0)
9 RHIANNON SHANNON	2	1.6m	2:14.63	62.26s (1)	31.41s (1)
5 LOCKTON ART	3	3.2m	2:14.76	61.59s (2)	30.48s (1)
2 CHEYENNE WARRIOR	4	3.4m	2:14.77	62.79s (1)	31.92s (1)
10 JULIA MAC	5	3.6m	2:14.79	62.01s (1)	31.20s (1)
6 MACHBINO	6	5.2m	2:14.91	62.37s (0)	31.53s (0)
7 PONOVER	7	9.1m	2:15.23	63.04s (0)	32.18s (0)
4 ENRIQUES ME DAD	8	18.6m	2:15.98	63.12s (2)	32.04s (1)
3 LIGHTHORSE	9	67.8m	2:19.91	67.31s (2)	34.90s (1)

Finish Position and metres gained from 800m



Trots Sectionals  
 Powered by  
[www.pjdata.com.au](http://www.pjdata.com.au)  
 Home of PJ Trots Analyser



The Racing Queensland Board (trading as Racing Queensland) and provider are not responsible for the completeness or accuracy of any of the information contained herein, and makes no representations about its suitability for any purpose.

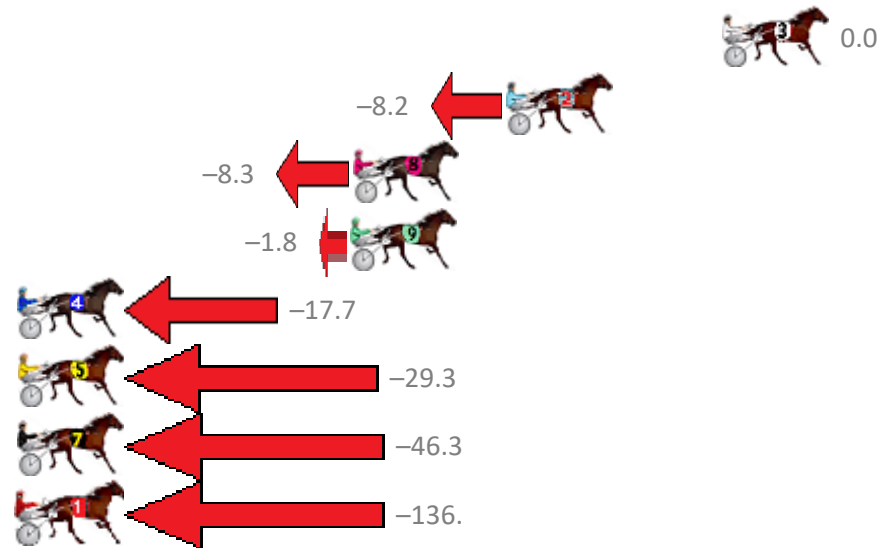
# Redcliffe Race 6 Distance 1780m

Wednesday, 3 January 2018

Gross Time: 2:12.60 MileRate: 1:59.90 LeadTime: 11.60s First Qtr: 30.50s Second Qtr: 30.10s Third Qtr: 29.70s Fourth Qtr: 30.70s

No	Horse	Plc	Margin	Time	800Time (W)	400 Time (W)
3	LONGSHANKS	1	0.0m	2:12.60	60.40s (1)	30.68s (1)
2	OSCARS GLORY	2	8.6m	2:13.26	61.02s (0)	31.36s (0)
8	ITS ALL GO	3	14.7m	2:13.73	61.03s (1)	31.11s (0)
9	IM ROLLING STONED	4	14.8m	2:13.74	60.54s (1)	30.79s (1)
4	SANTASTIC PRINCESS	5	35.9m	2:15.36	61.74s (1)	32.00s (1)
5	SONNY ORLANDO	6	53.1m	2:16.68	62.61s (1)	32.76s (0)
7	ARMBROS LAD	7	61.7m	2:17.34	63.90s (0)	32.70s (0)
1	PROBABLE CAUSE	8	146.2m	2:23.82	70.71s (0)	38.70s (0)

Finish Position and metres gained from 800m



Trots Sectionals  
 Powered by  
[www.pjdata.com.au](http://www.pjdata.com.au)  
 Home of PJ Trots Analyser



The Racing Queensland Board (trading as Racing Queensland) and provider are not responsible for the completeness or accuracy of any of the information contained herein, and makes no representations about its suitability for any purpose.


# Redcliffe Race 7 Distance 1780m

Wednesday, 3 January 2018

Gross Time: 2:14.30 MileRate: 2:01.40 LeadTime: 11.50s First Qtr: 30.80s Second Qtr: 31.90s Third Qtr: 30.60s Fourth Qtr: 29.50s

No	Horse	Plc	Margin	Time	800Time (W)	400 Time (W)
1	MAJORDOIT	1	0.0m	2:14.30	60.10s (0)	29.50s (0)
5	NEVERHAVEIEVER	2	7.3m	2:14.84	60.47s (1)	29.73s (1)
7	GETINANHANGON	3	10.3m	2:15.06	60.47s (0)	29.85s (0)
8	MIGHTY MONTANA	4	12.1m	2:15.19	60.26s (0)	29.49s (0)
3	GETOUTNWALK	5	15.2m	2:15.42	60.67s (1)	29.93s (1)
9	MINI MIRACLE	6	20.1m	2:15.78	60.29s (1)	29.55s (2)
4	WESTERN FALCON	7	38.3m	2:17.12	62.03s (1)	31.25s (1)
2	TRUE FEELINGS	8	51.2m	2:18.08	62.83s (0)	31.90s (0)
6	MADRE SUPREMO	9	57.9m	2:18.57	62.98s (0)	32.13s (1)

Finish Position and metres gained from 800m



Trots Sectionals  
 Powered by  
[www.pjdata.com.au](http://www.pjdata.com.au)  
 Home of PJ Trots Analyser



The Racing Queensland Board (trading as Racing Queensland) and provider are not responsible for the completeness or accuracy of any of the information contained herein, and makes no representations about its suitability for any purpose.

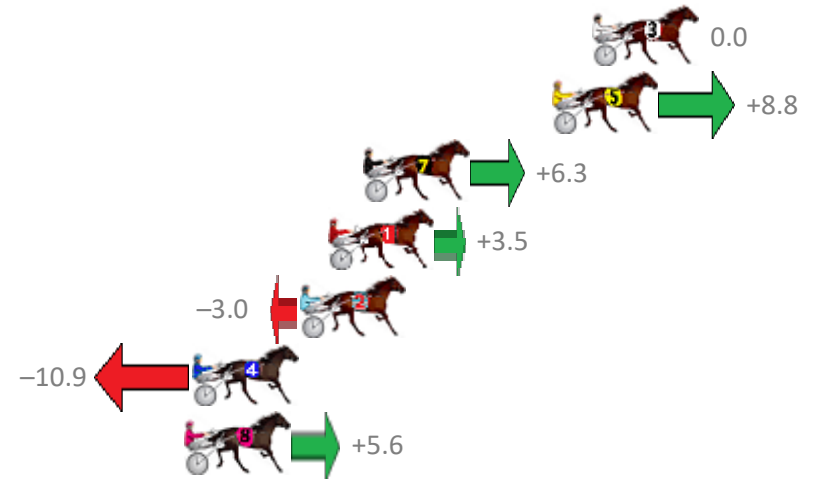
# Redcliffe Race 8 Distance 2040m

Wednesday, 3 January 2018

Gross Time: 2:38.10    MileRate: 2:04.70    LeadTime: 32.10s    First Qtr: 33.50s    Second Qtr: 32.30s    Third Qtr: 29.00s    Fourth Qtr: 31.20s

No	Horse	Plc	Margin	Time	800Time (W)	400 Time (W)
3	NICKY MATTGREGOR	1	0.0m	2:38.10	60.20s (0)	31.20s (0)
5	GRIZZLY MONTANA	2	1.6m	2:38.22	59.54s (1)	30.47s (2)
7	WEDDING NIGHT	3	9.1m	2:38.81	59.73s (1)	30.71s (2)
1	KID CALVERT	4	10.5m	2:38.92	59.94s (0)	30.46s (1)
2	BE ON THE SLY	5	11.6m	2:39.00	60.43s (0)	30.72s (0)
4	LIZ AU BETTY	6	15.9m	2:39.34	61.02s (1)	31.58s (1)
8	MISS AVA	7	16.2m	2:39.36	59.78s (0)	30.11s (0)

Finish Position and metres gained from 800m



Trots Sectionals  
 Powered by  
[www.pjdata.com.au](http://www.pjdata.com.au)  
 Home of PJ Trots Analyser



The Racing Queensland Board (trading as Racing Queensland) and provider are not responsible for the completeness or accuracy of any of the information contained herein, and makes no representations about its suitability for any purpose.