

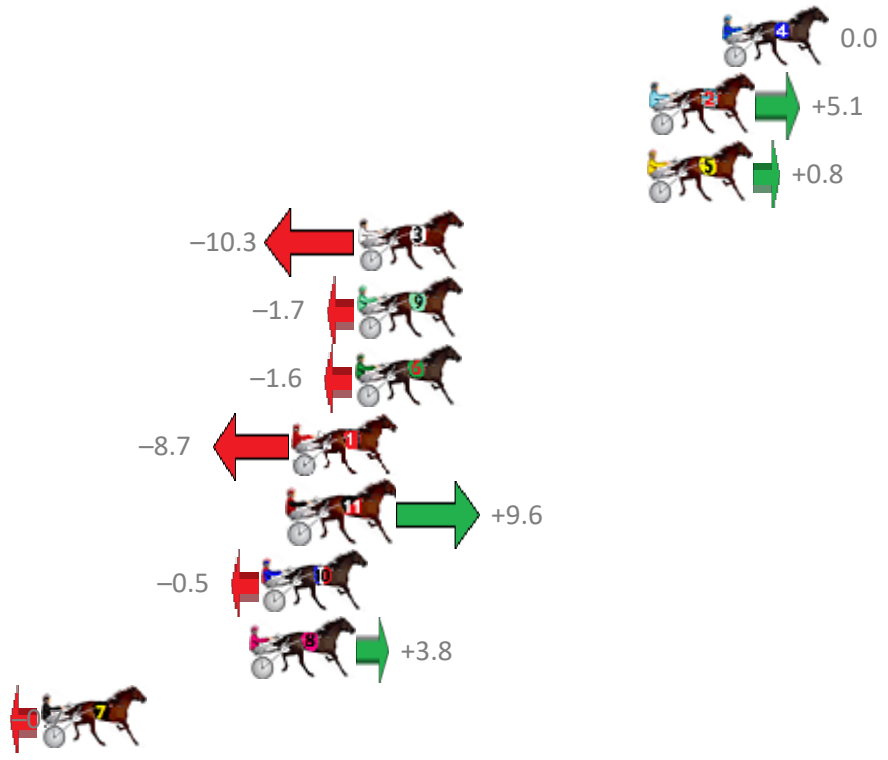
Albion Park Race 1 Distance 2138m

Saturday, 9 December 2017

Gross Time: 2:34.70 MileRate: 1:56.40 LeadTime: 37.80s First Qtr: 30.70s Second Qtr: 30.70s Third Qtr: 27.60s Fourth Qtr: 27.90s

No Horse	Plc	Margin	Time	800Time (W)	400 Time (W)
4 CHAPTER ONE	1	0.0m	2:34.70	55.50s (0)	27.90s (0)
2 MOJO MAJOR	2	2.9m	2:34.90	55.15s (1)	27.64s (1)
5 CROFT BAY	3	3.0m	2:34.91	55.44s (1)	27.97s (1)
3 LOMBO RANMILES	4	14.5m	2:35.71	56.21s (0)	28.59s (0)
9 POMPIDOU	5	14.5m	2:35.71	55.62s (1)	28.27s (2)
6 CHEVAL ZEPPENOLOGY	6	14.6m	2:35.72	55.61s (0)	28.04s (1)
1 REIGN OF FEAR	7	17.1m	2:35.89	56.10s (0)	28.48s (0)
11 TALLYHO BROMAC	8	17.2m	2:35.90	54.83s (1)	27.70s (3)
10 CHAL FIRE	9	18.3m	2:35.98	55.53s (1)	28.44s (3)
8 WYNBERG TERROR	10	18.8m	2:36.01	55.24s (1)	28.15s (3)
7 MOONLIGHT EYRE	11	27.1m	2:36.59	55.55s (2)	27.91s (1)

Finish Position and metres gained from 800m



Trots Sectionals
 Powered by
www.pjdata.com.au
 Home of PJ Trots Analyser



The Racing Queensland Board (trading as Racing Queensland) and provider are not responsible for the completeness or accuracy of any of the information contained herein, and makes no representations about its suitability for any purpose.

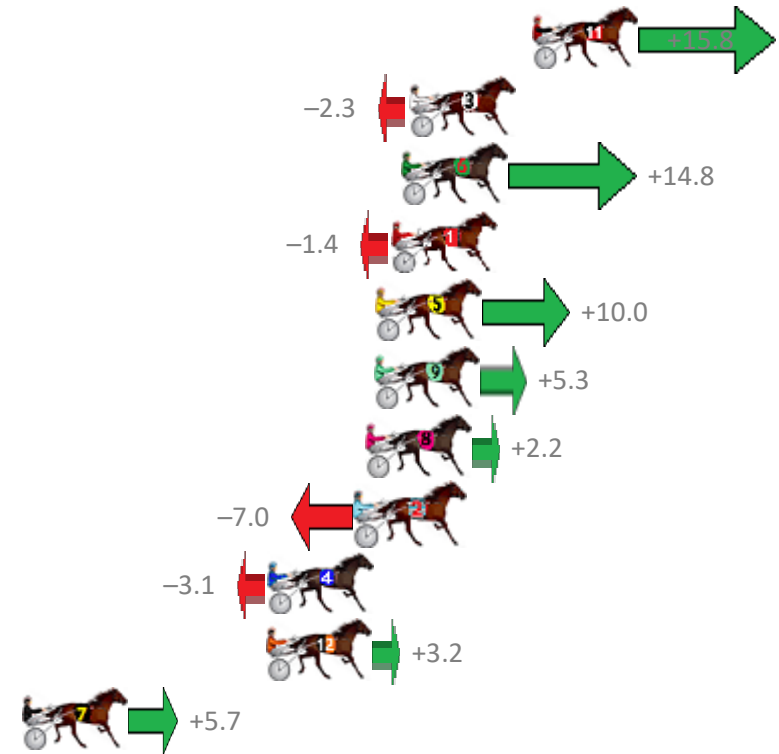
Albion Park Race 2 Distance 1660m

Saturday, 9 December 2017

Gross Time: 1:58.90 MileRate: 1:55.20 LeadTime: 3.50s First Qtr: 27.50s Second Qtr: 30.80s Third Qtr: 28.30s Fourth Qtr: 28.80s

No	Horse	Plc	Margin	Time	800Time (W)	400 Time (W)
11	PSYCHEDELIC	1	0.0m	1:58.90	55.97s (2)	27.84s (2)
3	BODHI TREE	2	4.9m	1:59.25	57.26s (1)	29.07s (1)
6	THREE OF THE BEST	3	5.2m	1:59.27	56.04s (2)	27.91s (2)
1	OLIVER WINKLE	4	5.6m	1:59.30	57.20s (0)	28.86s (0)
5	JOSSIE JAMES	5	6.2m	1:59.35	56.39s (1)	28.86s (1)
9	COVERT BEAUTY	6	6.3m	1:59.35	56.72s (2)	28.59s (2)
8	MARETTI	7	6.6m	1:59.38	56.94s (0)	28.57s (0)
2	THATS HOW WEROLL	8	7.0m	1:59.40	57.60s (0)	29.30s (0)
4	STATEMENT MADE	9	10.5m	1:59.66	57.32s (1)	29.27s (2)
12	PARISIAN ROCKSTAR	10	10.6m	1:59.66	56.87s (0)	28.45s (0)
7	ZENMACH	11	20.3m	2:00.36	56.69s (2)	28.32s (1)

Finish Position and metres gained from 800m



Trots Sectionals
 Powered by
www.pjdata.com.au
 Home of PJ Trots Analyser



The Racing Queensland Board (trading as Racing Queensland) and provider are not responsible for the completeness or accuracy of any of the information contained herein, and makes no representations about its suitability for any purpose.

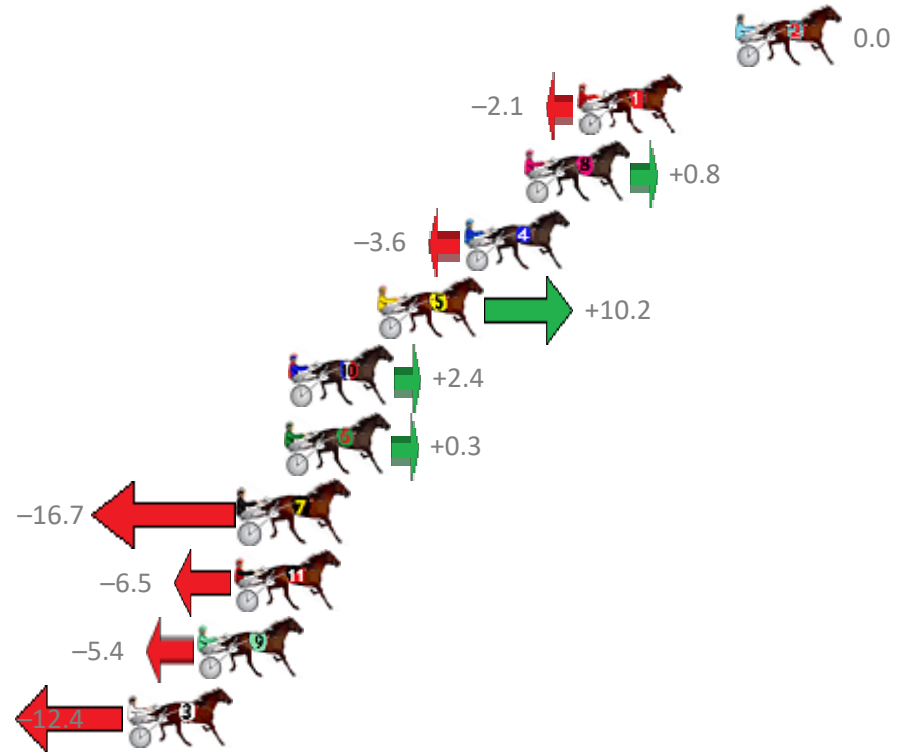
Albion Park Race 3 Distance 1660m

Saturday, 9 December 2017

Gross Time: 1:56.90 MileRate: 1:53.30 LeadTime: 3.60s First Qtr: 28.60s Second Qtr: 28.80s Third Qtr: 28.00s Fourth Qtr: 27.90s

No Horse	Plc	Margin	Time	800Time (W)	400 Time (W)
2 SMOKEY QUARTZ	1	0.0m	1:56.90	55.90s (0)	27.90s (0)
1 WRITTEN IN RED	2	6.3m	1:57.34	56.05s (0)	27.99s (0)
8 WESTERN BLAZE	3	8.4m	1:57.49	55.84s (0)	27.77s (0)
4 BETTABE PERFECT	4	10.8m	1:57.65	56.15s (1)	28.04s (1)
5 WITHALOTOFLUCK	5	14.2m	1:57.89	55.19s (1)	27.33s (2)
10 POLISHED ROCKS	6	17.8m	1:58.14	55.73s (1)	27.87s (2)
6 CHANTREY	7	17.9m	1:58.15	55.88s (0)	27.88s (0)
7 VILLAGE WITCH	8	19.7m	1:58.27	57.07s (1)	28.97s (1)
11 ANOTHER BROADWAY	9	19.9m	1:58.29	56.35s (0)	28.33s (1)
9 MUNROE	10	21.4m	1:58.39	56.28s (1)	28.11s (1)
3 CLARKEY	11	24.2m	1:58.59	56.77s (1)	28.61s (2)

Finish Position and metres gained from 800m



Trots Sectionals
 Powered by
www.pjdata.com.au
 Home of PJ Trots Analyser



The Racing Queensland Board (trading as Racing Queensland) and provider are not responsible for the completeness or accuracy of any of the information contained herein, and makes no representations about its suitability for any purpose.

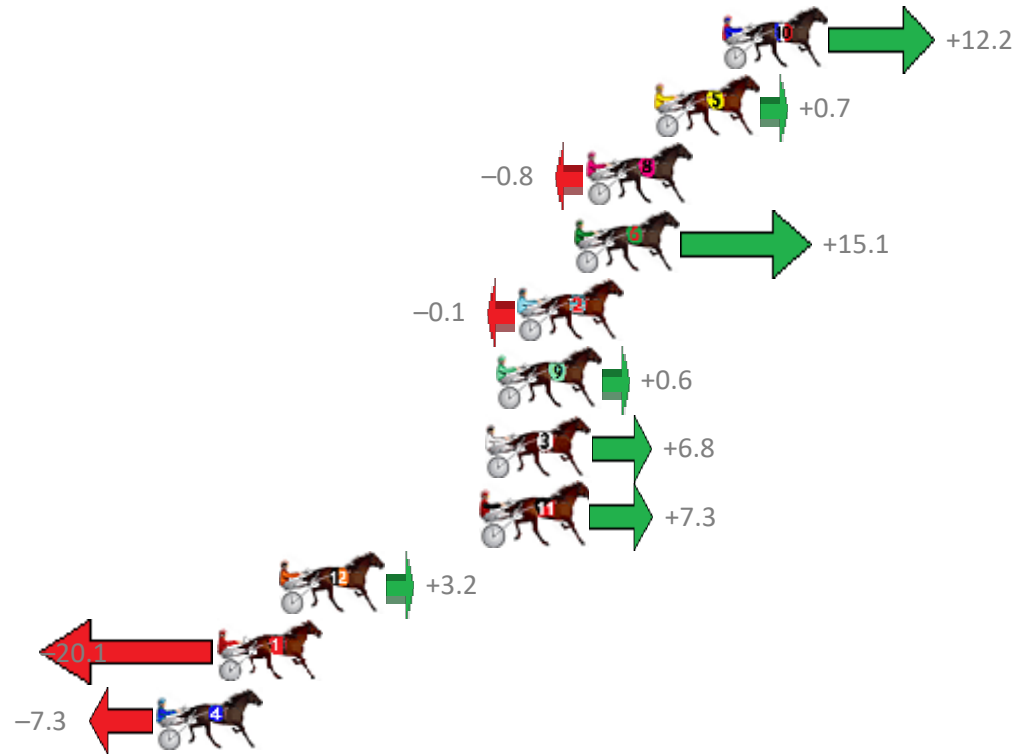
Albion Park Race 4 Distance 2138m

Saturday, 9 December 2017

Gross Time: 2:34.70 MileRate: 1:56.50 LeadTime: 36.10s First Qtr: 30.60s Second Qtr: 29.00s Third Qtr: 28.90s Fourth Qtr: 30.10s

No Horse	Plc	Margin	Time	800Time (W)	400 Time (W)
10 IM JOHNNY JET	1	0.0m	2:34.70	58.10s (1)	29.78s (1)
5 GANGSTER BOY	2	2.7m	2:34.90	58.95s (1)	30.30s (1)
8 GUYS BETTOR BET	3	5.4m	2:35.11	59.06s (0)	29.99s (0)
6 ANNIKA MAGIC	4	5.9m	2:35.14	57.89s (2)	29.63s (3)
2 MAGOOGAN	5	8.1m	2:35.31	59.01s (1)	30.44s (2)
9 THE SMILER	6	9.0m	2:35.38	58.96s (0)	29.93s (0)
3 MIDNIGHT PROWLER	7	9.4m	2:35.41	58.50s (1)	30.13s (1)
11 JOKERS TOTHE RIGHT	8	9.5m	2:35.41	58.46s (2)	30.17s (2)
12 LIGHTING COLONY	9	17.6m	2:36.02	58.76s (1)	30.02s (1)
1 MAYWYNS BEST	10	20.1m	2:36.21	60.48s (0)	31.42s (0)
4 ONE EYED TERROR	11	22.5m	2:36.39	59.54s (0)	30.39s (0)

Finish Position and metres gained from 800m



Trots Sectionals
 Powered by
www.pjdata.com.au
 Home of PJ Trots Analyser



The Racing Queensland Board (trading as Racing Queensland) and provider are not responsible for the completeness or accuracy of any of the information contained herein, and makes no representations about its suitability for any purpose.

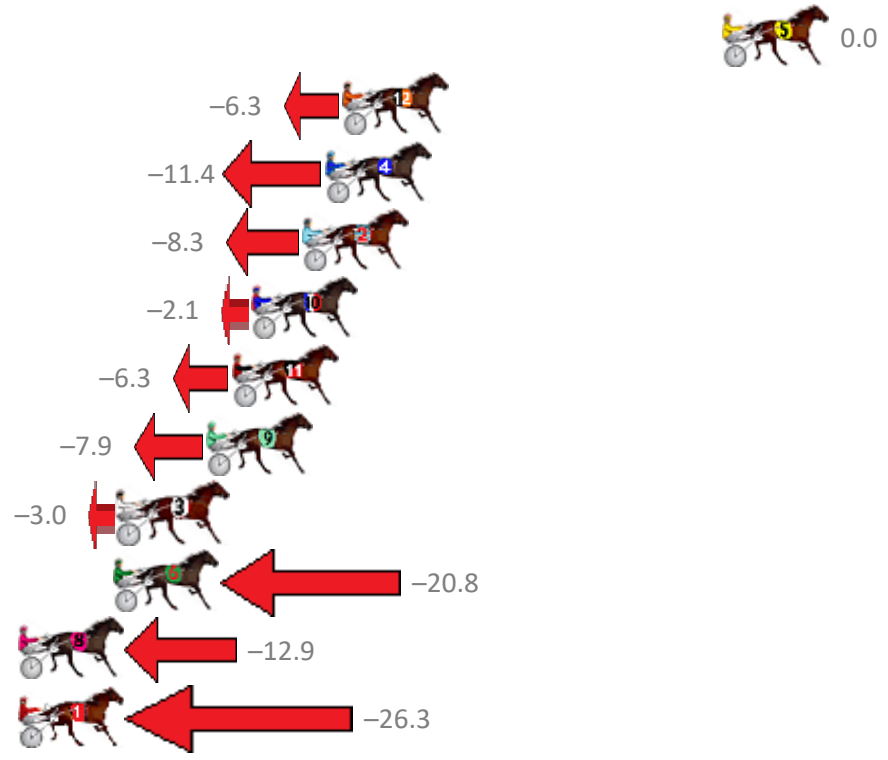
Albion Park Race 5 Distance 2138m

Saturday, 9 December 2017

Gross Time: 2:35.90 MileRate: 1:57.40 LeadTime: 38.10s First Qtr: 30.40s Second Qtr: 30.20s Third Qtr: 28.20s Fourth Qtr: 29.00s

No	Horse	Plc	Margin	Time	800Time (W)	400 Time (W)
5	LUCIFERS LEGEND	1	0.0m	2:35.90	57.20s (0)	29.00s (0)
12	GASMONEY	2	15.1m	2:36.99	57.65s (2)	29.53s (2)
4	JACCKA LONNY	3	15.8m	2:37.05	58.02s (0)	29.77s (0)
2	ONLY IN ROME	4	16.7m	2:37.11	57.79s (1)	29.65s (1)
10	TOP FLIGHT CRUIZE	5	18.7m	2:37.26	57.35s (1)	29.15s (2)
11	JAKES A JOY	6	19.5m	2:37.31	57.65s (2)	29.51s (2)
9	KLEENED OUT	7	20.5m	2:37.39	57.76s (1)	29.62s (1)
3	THANKU THANKU	8	24.0m	2:37.64	57.41s (1)	29.26s (1)
6	HYPERVELOCITY	9	24.2m	2:37.65	58.69s (1)	30.54s (1)
8	RIVERLEIGH JEFF	10	28.1m	2:37.94	58.12s (0)	29.94s (0)
1	MISTER FANTANGLES	11	35.7m	2:38.49	59.08s (0)	30.86s (0)

Finish Position and metres gained from 800m



Trots Sectionals
 Powered by
www.pjdata.com.au
 Home of PJ Trots Analyser



The Racing Queensland Board (trading as Racing Queensland) and provider are not responsible for the completeness or accuracy of any of the information contained herein, and makes no representations about its suitability for any purpose.

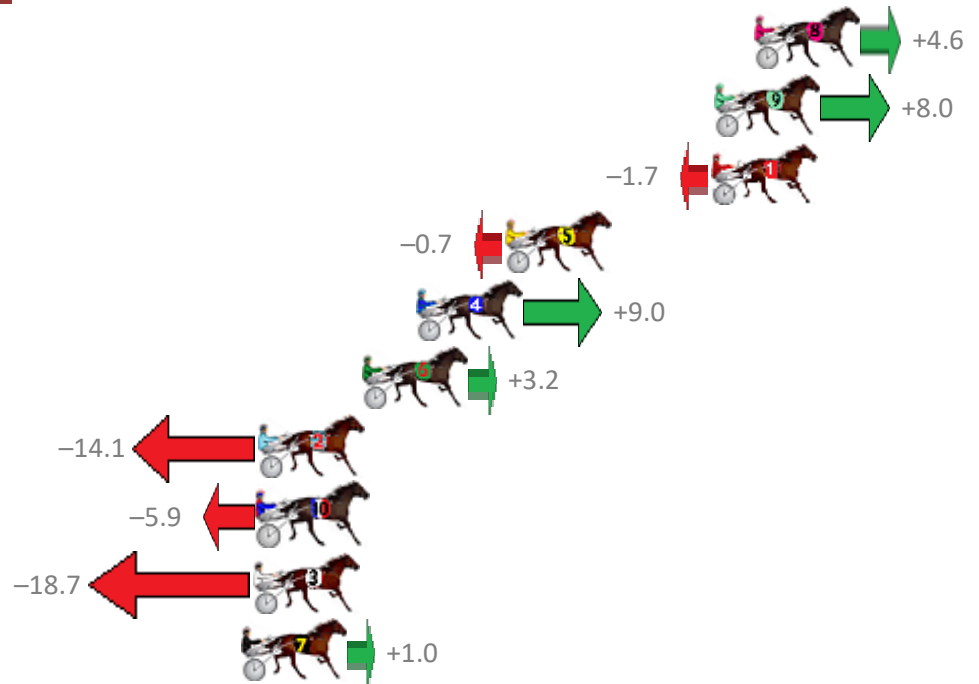
Albion Park Race 6 Distance 1660m

Saturday, 9 December 2017

Gross Time: 1:59.00 MileRate: 1:55.40 LeadTime: 3.60s First Qtr: 28.10s Second Qtr: 29.30s Third Qtr: 28.90s Fourth Qtr: 29.10s

No	Horse	Plc	Margin	Time	800Time (W)	400 Time (W)
8	TOP TRIO	1	0.0m	1:59.00	57.67s (0)	28.78s (0)
9	IMA TOP TYCOON	2	1.6m	1:59.12	57.42s (1)	29.17s (2)
1	BRASS LANTERN	3	1.7m	1:59.12	58.12s (0)	29.22s (0)
5	BETON THE BAY	4	9.9m	1:59.72	58.05s (0)	29.17s (0)
4	YANKEE STRUTTER	5	13.4m	1:59.97	57.35s (0)	29.01s (1)
6	AARCADO	6	15.6m	2:00.13	57.77s (1)	29.51s (1)
2	MR MEDDLE	7	19.7m	2:00.43	59.02s (1)	30.17s (1)
10	CHANG MAI	8	19.7m	2:00.43	58.43s (1)	30.08s (2)
3	THE ENDEAVOUR	9	19.9m	2:00.45	59.36s (1)	30.53s (1)
7	RUATO BAY	10	20.4m	2:00.48	57.93s (2)	29.75s (2)

Finish Position and metres gained from 800m



Trots Sectionals
 Powered by
www.pjdata.com.au
 Home of PJ Trots Analyser



The Racing Queensland Board (trading as Racing Queensland) and provider are not responsible for the completeness or accuracy of any of the information contained herein, and makes no representations about its suitability for any purpose.


Albion Park Race 7 Distance 2680m

Saturday, 9 December 2017

Gross Time: 3:18.70 MileRate: 1:59.30 LeadTime: 83.70s First Qtr: 30.20s Second Qtr: 29.40s Third Qtr: 27.20s Fourth Qtr: 28.20s

No Horse	Plc	Margin	Time	800Time (W)	400 Time (W)
2 AZTEC BROMAC	1	0.0m	3:18.70	54.79s (1)	27.61s (2)
5 AVONNOVA	2	0.2m	3:18.71	55.41s (0)	28.21s (0)
1 MAJOR CAM	3	0.8m	3:18.76	55.11s (0)	27.89s (0)
8 ALLELUIA	4	1.8m	3:18.83	54.85s (0)	27.65s (0)
4 ULTIMATE ART	5	9.7m	3:19.38	55.75s (1)	28.59s (1)
3 LANCELOT BROMAC	6	11.3m	3:19.50	55.30s (1)	28.08s (1)
7 MISTER MUNDAKA	7	16.7m	3:19.88	55.56s (0)	28.38s (0)
6 OUR HI JINX	8	20.2m	3:20.12	55.59s (1)	28.38s (1)

Finish Position and metres gained from 800m



Trots Sectionals
 Powered by
www.pjdata.com.au
 Home of PJ Trots Analyser



The Racing Queensland Board (trading as Racing Queensland) and provider are not responsible for the completeness or accuracy of any of the information contained herein, and makes no representations about its suitability for any purpose.

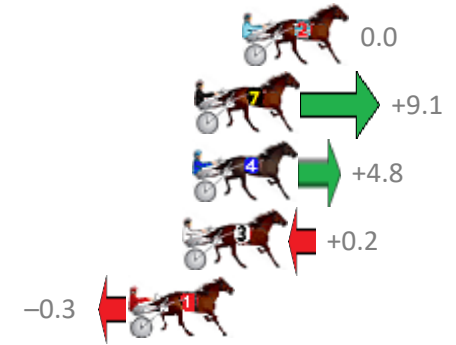
Albion Park Race 8 Distance 2138m

Saturday, 9 December 2017

Gross Time: 2:37.70 MileRate: 1:58.70 LeadTime: 39.10s First Qtr: 31.90s Second Qtr: 30.90s Third Qtr: 28.20s Fourth Qtr: 27.60s

No Horse	Plc	Margin	Time	800Time (W)	400 Time (W)
2 MAX RICHTER	1	0.0m	2:37.70	55.80s (0)	27.60s (0)
7 MONTANA FALCON	2	1.9m	2:37.83	55.17s (1)	26.94s (1)
4 THREO	3	2.0m	2:37.84	55.47s (1)	27.24s (1)
3 OVERLAP	4	2.4m	2:37.87	55.79s (1)	27.59s (1)
1 RORY MACH	5	4.5m	2:38.01	55.82s (0)	27.59s (0)

Finish Position and metres gained from 800m



Trots Sectionals
 Powered by
www.pjdata.com.au
 Home of PJ Trots Analyser



The Racing Queensland Board (trading as Racing Queensland) and provider are not responsible for the completeness or accuracy of any of the information contained herein, and makes no representations about its suitability for any purpose.

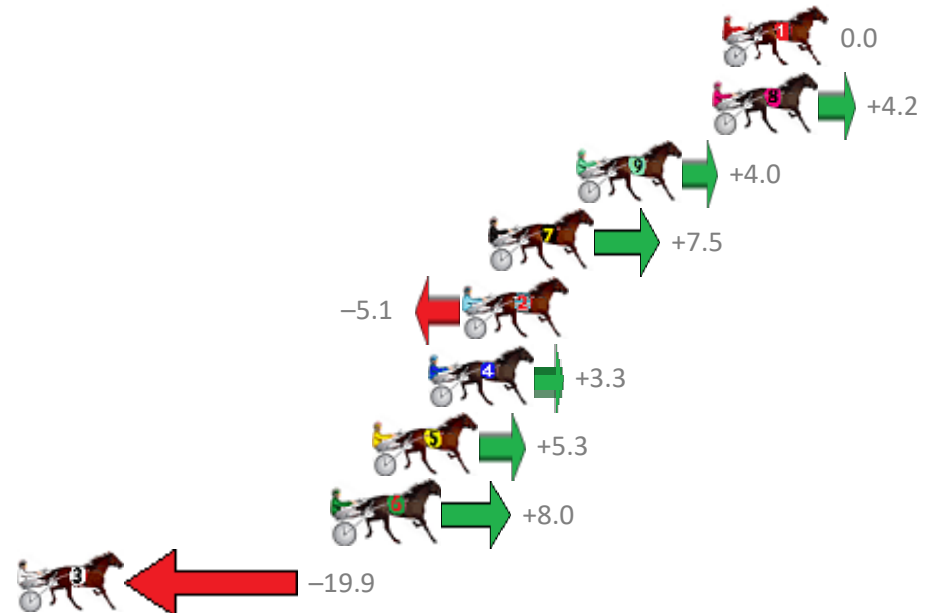
Albion Park Race 9 Distance 1660m

Saturday, 9 December 2017

Gross Time: 2:00.30 MileRate: 1:56.70 LeadTime: 3.50s First Qtr: 28.20s Second Qtr: 29.40s Third Qtr: 28.60s Fourth Qtr: 30.60s

No	Horse	Plc	Margin	Time	800Time (W)	400 Time (W)
1	DJANGO MACH	1	0.0m	2:00.30	59.20s (0)	30.60s (0)
8	HAVETOGETAWAYMOR	2	0.4m	2:00.33	58.89s (0)	30.31s (0)
9	JACKS GAMBIT	3	5.8m	2:00.74	58.90s (0)	30.29s (0)
7	NOTTELLINYA	4	9.3m	2:01.01	58.65s (0)	30.23s (0)
2	DOMESTIC ART	5	10.3m	2:01.09	59.58s (1)	31.10s (1)
4	SLIPASLYGRIN	6	11.7m	2:01.20	58.96s (1)	30.59s (2)
5	ARCHIECANO	7	13.9m	2:01.36	58.81s (1)	30.26s (1)
6	TAKALOOKATMENOW	8	15.4m	2:01.48	58.61s (1)	30.05s (2)
3	LEVI JADE	9	30.1m	2:02.60	60.67s (1)	31.89s (1)

Finish Position and metres gained from 800m



Trots Sectionals
 Powered by
www.pjdata.com.au
 Home of PJ Trots Analyser



The Racing Queensland Board (trading as Racing Queensland) and provider are not responsible for the completeness or accuracy of any of the information contained herein, and makes no representations about its suitability for any purpose.

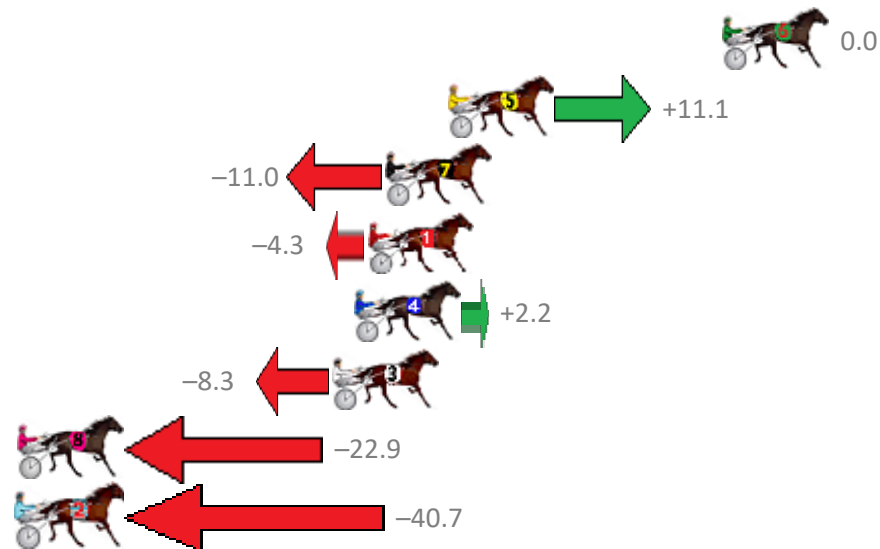
Albion Park Race 10 Distance 1660m

Saturday, 9 December 2017

Gross Time: 1:58.10 MileRate: 1:54.50 LeadTime: 3.40s First Qtr: 27.60s Second Qtr: 29.30s Third Qtr: 28.20s Fourth Qtr: 29.60s

No	Horse	Plc	Margin	Time	800Time (W)	400 Time (W)
6	COME CULLECT	1	0.0m	1:58.10	57.80s (0)	29.60s (0)
5	HEY PORSHA	2	10.9m	1:58.91	57.00s (1)	28.90s (1)
7	GOTTA GLOW	3	13.4m	1:59.09	58.59s (1)	30.06s (0)
1	OUR DIAMOND EDITON	4	14.1m	1:59.14	58.11s (0)	29.52s (1)
4	EVELYN JAY	5	14.6m	1:59.18	57.64s (1)	29.39s (3)
3	GLENFERRIE BABY	6	15.5m	1:59.25	58.40s (1)	29.98s (1)
8	AUSSIE VISTA	7	34.9m	2:00.68	59.45s (1)	30.95s (2)
2	ELMAUR JOY	8	45.5m	2:01.47	60.74s (0)	31.89s (0)

Finish Position and metres gained from 800m



Trots Sectionals
 Powered by
www.pjdata.com.au
 Home of PJ Trots Analyser



The Racing Queensland Board (trading as Racing Queensland) and provider are not responsible for the completeness or accuracy of any of the information contained herein, and makes no representations about its suitability for any purpose.