

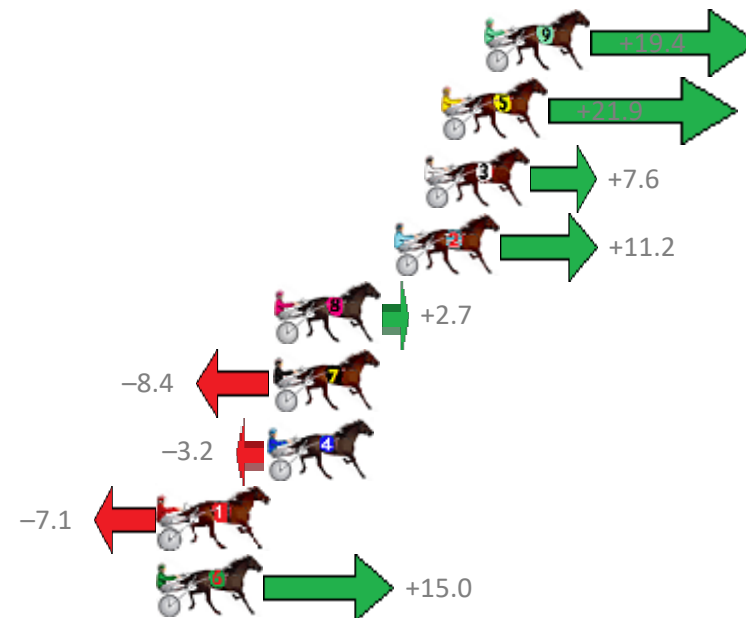
Albion Park Race 1 Distance 1660m

Friday, 8 December 2017

Gross Time: 1:58.00 MileRate: 1:54.40 LeadTime: 3.60s First Qtr: 27.60s Second Qtr: 29.60s Third Qtr: 28.80s Fourth Qtr: 28.40s

No	Horse	Plc	Margin	Time	800Time (W)	400 Time (W)
9	RUBYS BAD BOY	1	0.0m	1:58.00	55.81s (1)	27.35s (1)
5	FLOYD MAYWEATHER	2	1.7m	1:58.12	55.63s (1)	27.17s (1)
3	SHAREAPASSION	3	2.4m	1:58.17	56.66s (1)	28.14s (2)
2	INA GREAT PLACE	4	3.6m	1:58.26	56.40s (1)	27.90s (1)
8	SUPALINER	5	8.3m	1:58.59	57.01s (0)	28.29s (0)
7	COMPLY OR DIE	6	8.4m	1:58.60	57.80s (0)	29.00s (0)
4	APPLAUSE	7	8.6m	1:58.61	57.43s (1)	28.87s (1)
1	MAJOR STRIKE	8	12.9m	1:58.92	57.71s (0)	28.96s (0)
6	STIRLING WILLIAM	9	13.0m	1:58.92	56.13s (1)	27.68s (1)

Finish Position and metres gained from 800m



Trots Sectionals
 Powered by
www.pjdata.com.au
 Home of PJ Trots Analyser



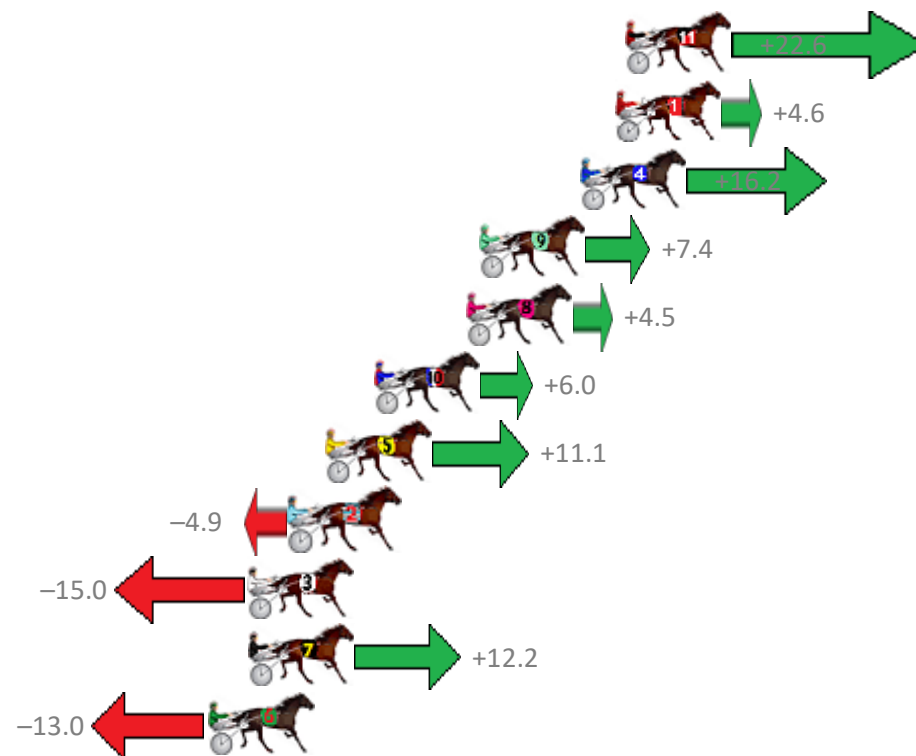
Albion Park Race 2 Distance 1660m

Friday, 8 December 2017

Gross Time: 1:59.10 MileRate: 1:55.40 LeadTime: 3.70s First Qtr: 28.30s Second Qtr: 29.40s Third Qtr: 28.70s Fourth Qtr: 29.00s

No	Horse	Plc	Margin	Time	800Time (W)	400 Time (W)
11	CIRCLE LINE	1	0.0m	1:59.10	56.07s (1)	28.16s (2)
1	CATCH THE BREEZE	2	0.4m	1:59.13	57.37s (0)	28.72s (0)
4	GLENCORE	3	1.8m	1:59.23	56.53s (1)	27.99s (1)
9	COBRA BANNER	4	5.8m	1:59.52	57.17s (1)	29.12s (2)
8	MY LADY LINDA	5	6.3m	1:59.56	57.38s (0)	28.79s (0)
10	DOOLITTLE DANDY	6	10.0m	1:59.82	57.27s (0)	28.68s (0)
5	LUVU GRAZAELLA	7	11.9m	1:59.96	56.90s (0)	28.59s (2)
2	SACHE GIRL	8	13.3m	2:00.06	58.05s (1)	29.20s (1)
3	TIME TRAVELLER	9	15.0m	2:00.19	58.78s (0)	30.09s (0)
7	BELLA RIPPIN	10	15.0m	2:00.19	56.82s (1)	28.54s (3)
6	THE CARINGBAH KID	11	16.6m	2:00.30	58.64s (1)	29.90s (1)

Finish Position and metres gained from 800m



Trots Sectionals
 Powered by
www.pjdata.com.au
 Home of PJ Trots Analyser



The Racing Queensland Board (trading as Racing Queensland) and provider are not responsible for the completeness or accuracy of any of the information contained herein, and makes no representations about its suitability for any purpose.

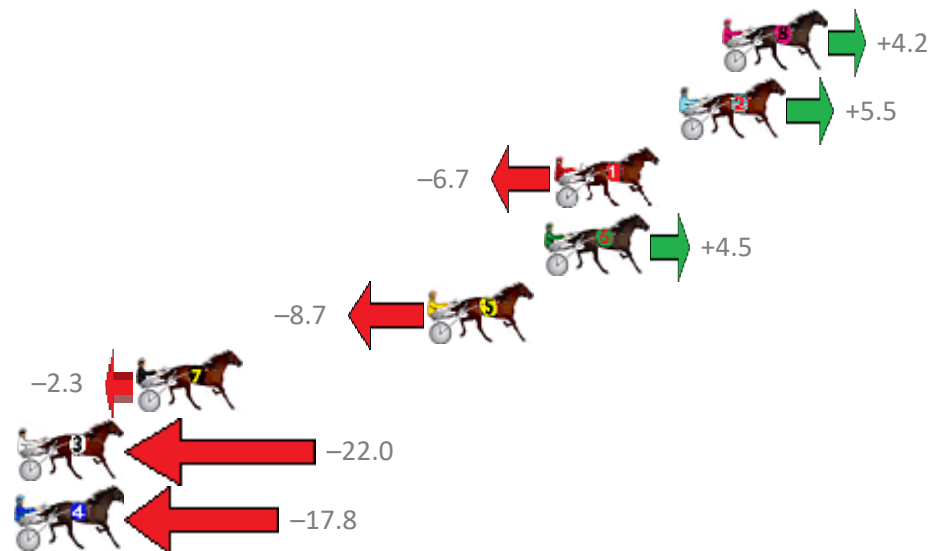
Albion Park Race 3 Distance 2138m

Friday, 8 December 2017

Gross Time: 2:35.00 MileRate: 1:56.60 LeadTime: 39.00s First Qtr: 30.10s Second Qtr: 30.30s Third Qtr: 28.60s Fourth Qtr: 27.00s

No	Horse	Plc	Margin	Time	800Time (W)	400 Time (W)
8	CONSTANTLYSIDEWAYS	1	0.0m	2:35.00	55.31s (0)	26.68s (0)
2	THE CHARGING MOA	2	1.7m	2:35.11	55.22s (1)	26.95s (2)
1	MAKO BANNER	3	6.7m	2:35.45	56.07s (0)	27.45s (0)
6	ALWAYS MY MATE	4	7.1m	2:35.48	55.29s (1)	26.97s (2)
5	MAJOR MOMENT	5	11.7m	2:35.79	56.20s (1)	27.55s (1)
7	TREVS NO ANGEL	6	23.3m	2:36.57	55.76s (1)	27.79s (1)
3	RED LUCK	7	31.6m	2:37.13	57.13s (0)	28.22s (0)
4	BLACKLIST	8	34.6m	2:37.34	56.84s (1)	28.30s (2)

Finish Position and metres gained from 800m



Trots Sectionals
 Powered by
www.pjdata.com.au
 Home of PJ Trots Analyser



The Racing Queensland Board (trading as Racing Queensland) and provider are not responsible for the completeness or accuracy of any of the information contained herein, and makes no representations about its suitability for any purpose.

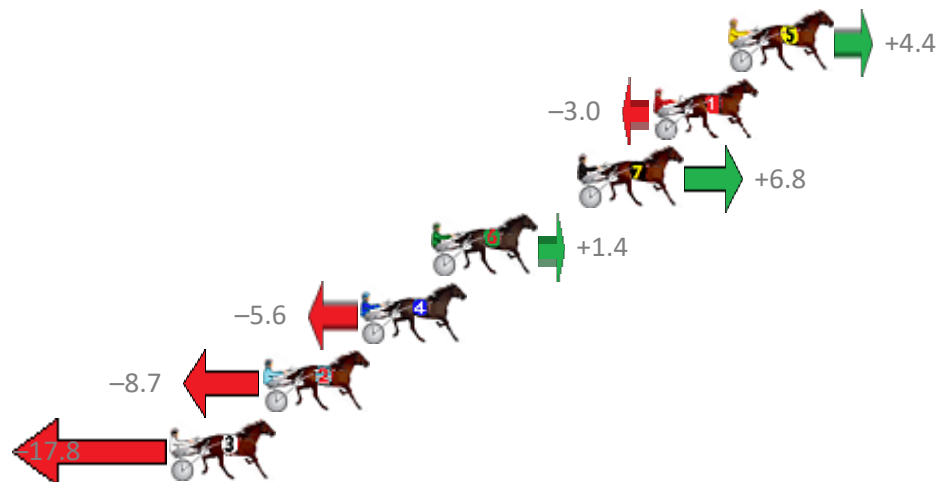
Albion Park Race 4 Distance 2138m

Friday, 8 December 2017

Gross Time: 2:37.90 MileRate: 1:58.80 LeadTime: 37.50s First Qtr: 31.10s Second Qtr: 31.60s Third Qtr: 30.10s Fourth Qtr: 27.60s

No Horse	Plc	Margin	Time	800Time (W)	400 Time (W)
5 ARTFUL MAID	1	0.0m	2:37.90	57.38s (1)	27.57s (1)
1 SOMEPARTYSOMEWHE	2	3.0m	2:38.11	57.92s (0)	27.81s (0)
7 HERITAGE BEACH	3	6.0m	2:38.31	57.21s (2)	27.81s (2)
6 MISS ROB ROY	4	11.8m	2:38.71	57.60s (1)	27.81s (2)
4 SHERIFF JUJON	5	14.6m	2:38.91	58.10s (1)	28.11s (1)
2 HOW WE ROLL	6	18.5m	2:39.18	58.33s (0)	28.08s (0)
3 GOVINNI	7	22.2m	2:39.43	58.98s (0)	28.76s (0)

Finish Position and metres gained from 800m



Trots Sectionals
 Powered by
www.pjdata.com.au
 Home of PJ Trots Analyser



The Racing Queensland Board (trading as Racing Queensland) and provider are not responsible for the completeness or accuracy of any of the information contained herein, and makes no representations about its suitability for any purpose.


Albion Park Race 5 Distance 1660m

Friday, 8 December 2017

Gross Time: 1:56.20 MileRate: 1:52.60 LeadTime: 3.70s First Qtr: 27.80s Second Qtr: 29.20s Third Qtr: 28.60s Fourth Qtr: 26.90s

No Horse	Plc	Margin	Time	800Time (W)	400 Time (W)
2 FIREBBY	1	0.0m	1:56.20	55.50s (0)	26.90s (0)
1 CHARMS ON A ROLL	2	3.0m	1:56.40	55.40s (0)	26.82s (0)
8 REAL KNUCKY	3	14.4m	1:57.17	55.86s (0)	27.21s (0)
4 EARL JUJON	4	15.0m	1:57.21	56.26s (1)	27.63s (1)
5 HARD TO HEAR	5	20.6m	1:57.59	56.33s (1)	27.69s (1)
9 MY MOJO	6	22.1m	1:57.69	55.83s (1)	27.47s (1)
7 ASHLEYS ANGEL	7	22.9m	1:57.74	55.69s (0)	27.11s (1)
11 GLASSCUTTERSPIRIT	8	25.5m	1:57.91	56.28s (0)	27.59s (0)
12 CHEERS KATHY	9	25.6m	1:57.92	55.40s (1)	27.25s (2)
3 DONNY JONES	10	30.4m	1:58.24	56.69s (1)	28.22s (2)
10 KURAHAUPO GAMBLER	11	31.8m	1:58.34	56.19s (1)	27.95s (2)
6 HE CAN TALK	12	67.2m	2:00.72	57.84s (1)	29.42s (1)

Finish Position and metres gained from 800m



Trots Sectionals
 Powered by
www.pjdata.com.au
 Home of PJ Trots Analyser



The Racing Queensland Board (trading as Racing Queensland) and provider are not responsible for the completeness or accuracy of any of the information contained herein, and makes no representations about its suitability for any purpose.

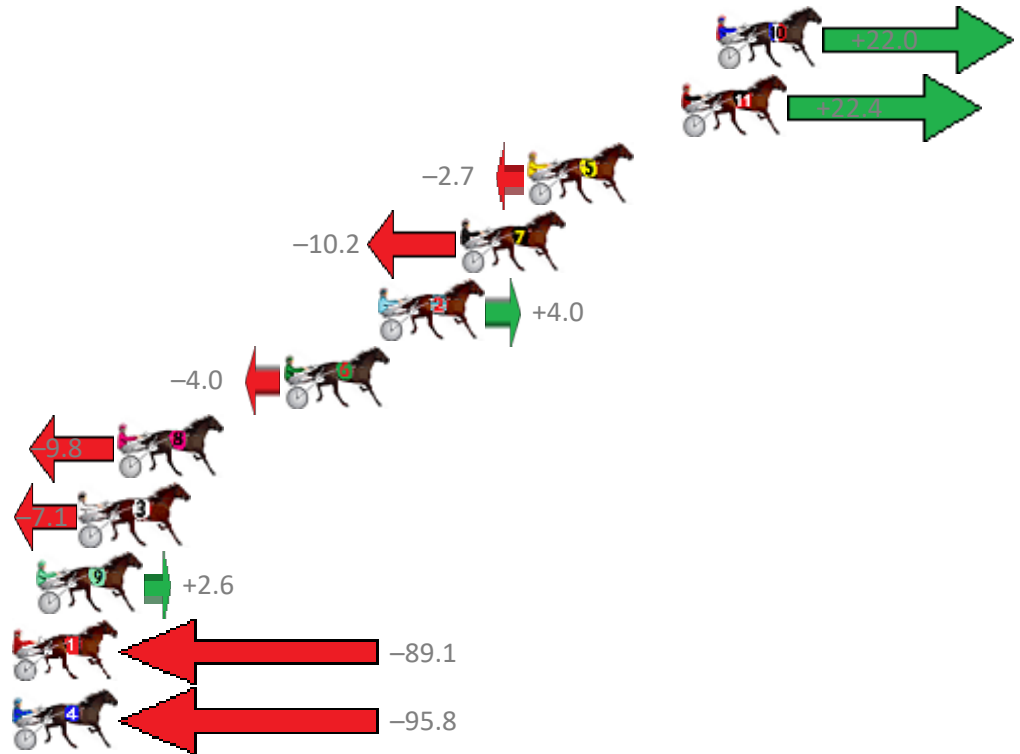
Albion Park Race 6 Distance 2138m

Friday, 8 December 2017

Gross Time: 2:42.00 MileRate: 2:00.80 LeadTime: 42.20s First Qtr: 31.20s Second Qtr: 30.30s Third Qtr: 29.70s Fourth Qtr: 28.60s

No Horse	Plc	Margin	Time	800Time (W)	400 Time (W)
10 IONA GRINNER	1	0.0m	2:42.00	56.70s (1)	28.36s (1)
11 OUR OVERANOVA	2	1.4m	2:42.10	56.67s (0)	27.84s (2)
5 CHEVALS RACER	3	7.5m	2:42.54	58.50s (0)	28.79s (0)
7 SENITAS SUCCESS	4	10.2m	2:42.73	59.04s (0)	29.33s (0)
2 SPUD	5	13.4m	2:42.96	58.01s (1)	28.36s (2)
6 SOUTHERN ALPS	6	17.2m	2:43.23	58.59s (1)	29.01s (1)
8 MR MAYFLY	7	23.8m	2:43.70	59.01s (0)	29.14s (0)
3 LIAVA	8	25.3m	2:43.81	58.82s (0)	28.86s (0)
9 GIACOMO	9	27.0m	2:43.93	58.11s (0)	29.01s (2)
1 TWICE AS MUCH	10	98.1m	2:49.01	64.79s (0)	34.80s (0)
4 TAIMATE SUCCESS	11	235.8m	2:58.86	65.28s (0)	31.16s (0)

Finish Position and metres gained from 800m



Trots Sectionals
 Powered by
www.pjdata.com.au
 Home of PJ Trots Analyser




The Racing Queensland Board (trading as Racing Queensland) and provider are not responsible for the completeness or accuracy of any of the information contained herein, and makes no representations about its suitability for any purpose.

Albion Park Race 7 Distance 2138m

Friday, 8 December 2017

Gross Time: 2:41.70 MileRate: 2:01.10 LeadTime: 42.60s First Qtr: 30.40s Second Qtr: 30.60s Third Qtr: 29.30s Fourth Qtr: 28.80s

No Horse	Plc	Margin	Time	800Time (W)	400 Time (W)
9 BLAZING UNDER FIRE	1	0.0m	2:41.70	57.27s (1)	27.94s (1)
11 OUR DAINTY LADY	2	4.8m	2:42.05	57.98s (1)	28.60s (1)
10 RELEVEN DREAM	3	11.7m	2:42.54	57.73s (1)	28.45s (1)
8 FOURSHARESMOREBEE	4	12.7m	2:42.61	59.02s (0)	29.71s (0)
2 ASTRAL RULER	5	14.6m	2:42.75	58.83s (0)	29.48s (0)
4 UNICO PEGASUS	6	16.5m	2:42.89	59.18s (1)	29.77s (1)
7 MASTER HUGH	7	17.9m	2:42.99	58.24s (0)	28.89s (0)
1 BLUE DON	8	21.5m	2:43.25	58.92s (0)	29.53s (0)
3 LYSENKO	9	39.3m	2:44.53	59.34s (1)	29.73s (0)
5 SOLAR STORM	10	123.1m	2:50.56	63.12s (0)	30.46s (0)



Trots Sectionals
 Powered by
www.pjdata.com.au
 Home of PJ Trots Analyser



The Racing Queensland Board (trading as Racing Queensland) and provider are not responsible for the completeness or accuracy of any of the information contained herein, and makes no representations about its suitability for any purpose.

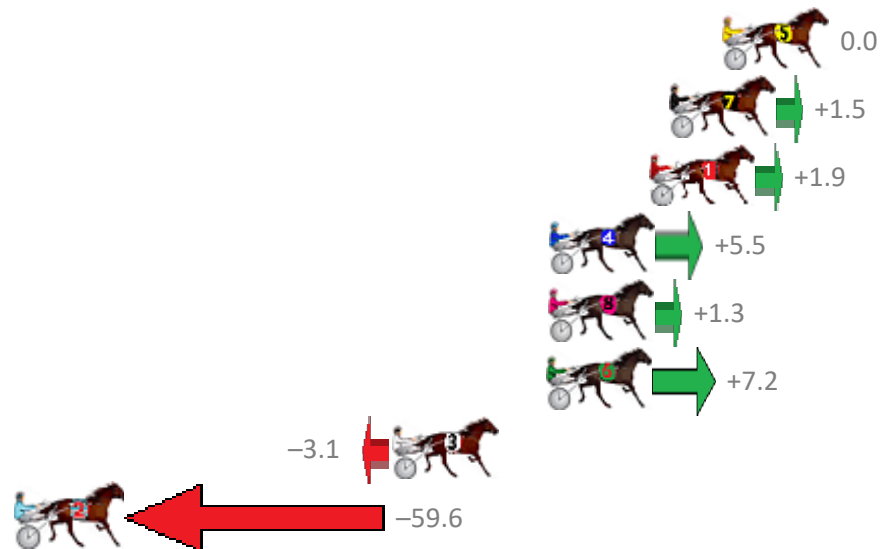
Albion Park Race 8 Distance 1660m

Friday, 8 December 2017

Gross Time: 2:02.40 MileRate: 1:58.70 LeadTime: 3.80s First Qtr: 29.30s Second Qtr: 31.10s Third Qtr: 29.90s Fourth Qtr: 28.30s

No	Horse	Plc	Margin	Time	800Time (W)	400 Time (W)
5	MACH TORQUE	1	0.0m	2:02.40	58.20s (0)	28.30s (0)
7	FEEL THE REIGN	2	2.1m	2:02.55	58.09s (1)	28.29s (1)
1	GROOVY MISS ANNIE	3	2.9m	2:02.61	58.06s (0)	28.15s (0)
4	TORQUE FEELS GOOD	4	6.9m	2:02.89	57.80s (1)	27.98s (3)
8	SEVEN RIPPIN ACES	5	6.9m	2:02.89	58.11s (1)	28.31s (1)
6	BIG BEAT	6	7.0m	2:02.90	57.68s (2)	28.51s (3)
3	BABY LUV	7	13.1m	2:03.33	58.43s (0)	28.49s (0)
2	THANKHEAVNFORGIRLS	8	69.4m	2:07.31	62.54s (2)	32.45s (2)

Finish Position and metres gained from 800m



Trots Sectionals
 Powered by
www.pjdata.com.au
 Home of PJ Trots Analyser



The Racing Queensland Board (trading as Racing Queensland) and provider are not responsible for the completeness or accuracy of any of the information contained herein, and makes no representations about its suitability for any purpose.