

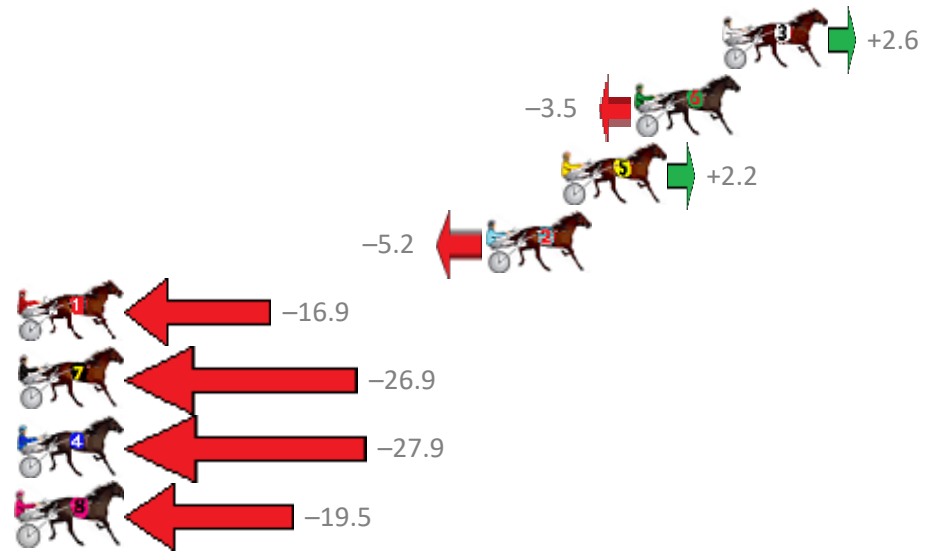
Albion Park Race 1 Distance 1660m

Thursday, 30 November 2017

Gross Time: 2:03.80 MileRate: 2:00.00 LeadTime: 3.60s First Qtr: 28.60s Second Qtr: 32.90s Third Qtr: 30.30s Fourth Qtr: 28.40s

No Horse	Plc	Margin	Time	800Time (W)	400 Time (W)
3 ELUSIVE PROMISE	1	0.0m	2:03.80	58.51s (1)	28.29s (1)
6 MONTANA MCLEOD	2	3.5m	2:04.05	58.96s (0)	28.65s (0)
5 WESTERN FALCON	3	6.4m	2:04.25	58.54s (0)	28.12s (0)
2 MAYWYNS MODEL	4	9.4m	2:04.47	59.08s (0)	28.68s (0)
1 BABY LUV	5	33.1m	2:06.15	59.94s (1)	29.36s (1)
7 MINI MIRACLE	6	33.9m	2:06.21	60.67s (1)	30.38s (1)
4 MITCHELL MAGIC	7	39.5m	2:06.60	60.75s (1)	30.15s (1)
8 KAYJAYS TERROR	8	69.5m	2:08.73	60.13s (0)	29.43s (0)

Finish Position and metres gained from 800m



Trots Sectionals
 Powered by
www.pjdata.com.au
 Home of PJ Trots Analyser



The Racing Queensland Board (trading as Racing Queensland) and provider are not responsible for the completeness or accuracy of any of the information contained herein, and makes no representations about its suitability for any purpose.

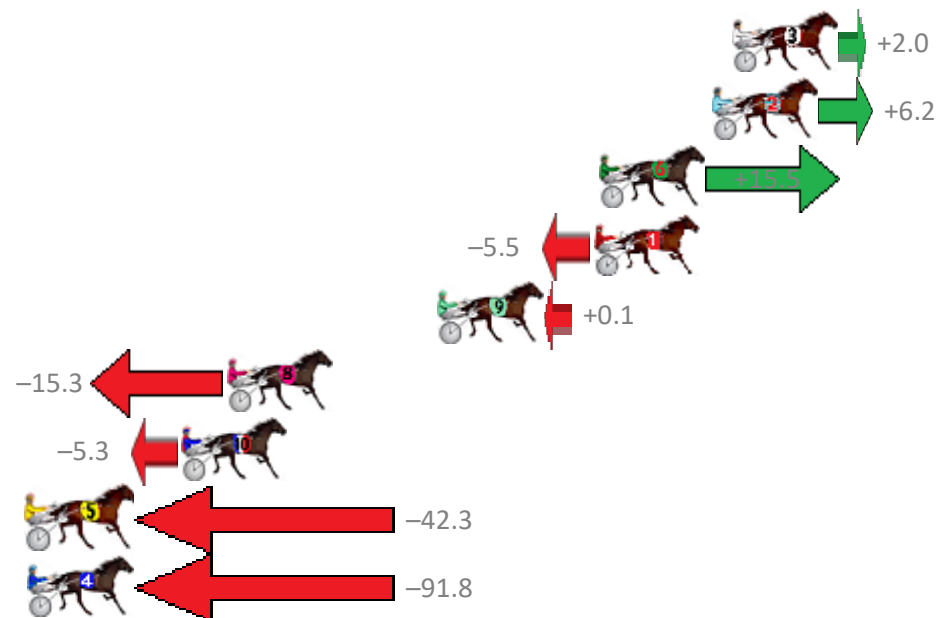
Albion Park Race 2 Distance 1660m

Thursday, 30 November 2017

Gross Time: 2:01.60 MileRate: 1:57.90 LeadTime: 3.40s First Qtr: 28.70s Second Qtr: 30.80s Third Qtr: 29.40s Fourth Qtr: 29.30s

No	Horse	Plc	Margin	Time	800Time (W)	400 Time (W)
3	TASCOTT LADY	1	0.0m	2:01.60	58.55s (1)	29.20s (1)
2	MISS POSITIVITY	2	0.8m	2:01.66	58.25s (1)	28.95s (1)
6	MIDLOIN BLUES	3	5.3m	2:01.99	57.56s (2)	28.69s (2)
1	LIVING FREE	4	5.5m	2:02.00	59.10s (0)	29.70s (0)
9	BARBOO	5	11.7m	2:02.46	58.69s (1)	29.41s (1)
8	OUR MATEO	6	20.1m	2:03.07	59.82s (0)	30.41s (0)
10	CURRUMBINKID	7	21.9m	2:03.20	59.09s (1)	30.26s (2)
5	OUR MAGIC MOLLY	8	63.7m	2:06.27	61.80s (0)	32.49s (0)
4	COBLA MADONNA	9	117.0m	2:10.17	65.44s (1)	35.50s (0)

Finish Position and metres gained from 800m



Trots Sectionals
 Powered by
www.pjdata.com.au
 Home of PJ Trots Analyser



The Racing Queensland Board (trading as Racing Queensland) and provider are not responsible for the completeness or accuracy of any of the information contained herein, and makes no representations about its suitability for any purpose.

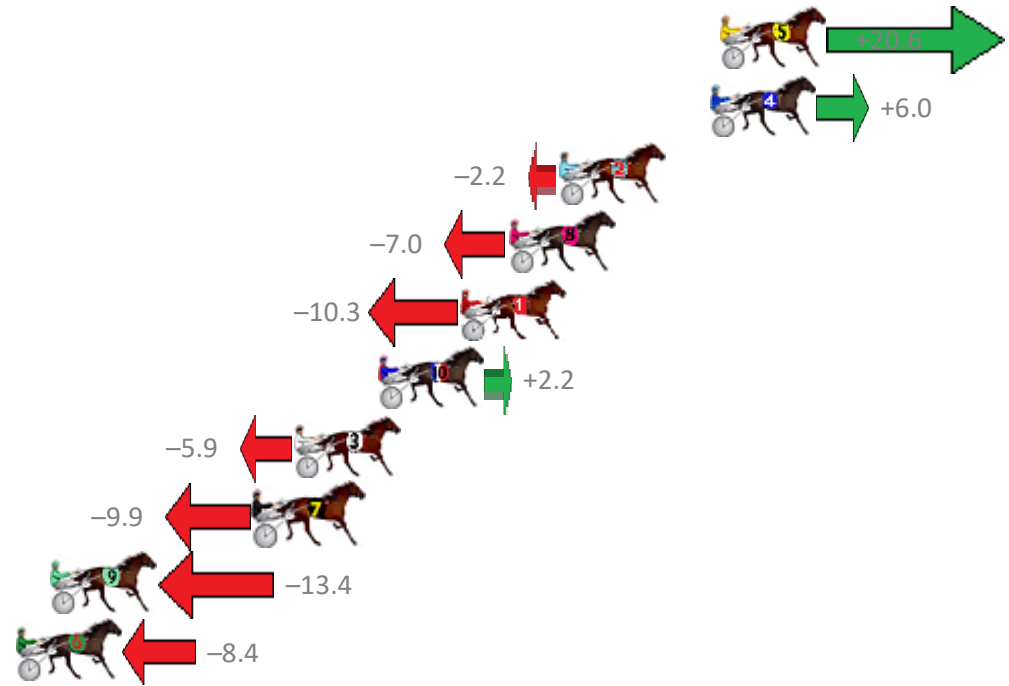
Albion Park Race 3 Distance 1660m

Thursday, 30 November 2017

Gross Time: 2:01.90 MileRate: 1:58.20 LeadTime: 3.60s First Qtr: 28.80s Second Qtr: 30.10s Third Qtr: 29.80s Fourth Qtr: 29.60s

No	Horse	Plc	Margin	Time	800Time (W)	400 Time (W)
5	HOT DOGMA	1	0.0m	2:01.90	57.87s (1)	29.45s (2)
4	TORQUE WRITER	2	0.4m	2:01.93	58.95s (1)	29.11s (2)
2	MISS ROB ROY	3	6.4m	2:02.37	59.56s (0)	29.73s (0)
8	CHANG	4	8.4m	2:02.52	59.92s (1)	30.03s (1)
1	FLIPPA PENNY	5	10.3m	2:02.66	60.16s (0)	30.36s (0)
10	SAINT MARA	6	13.6m	2:02.91	59.24s (1)	29.90s (3)
3	OURKYMBEAU	7	16.9m	2:03.15	59.84s (1)	29.86s (1)
7	SAKOY	8	18.5m	2:03.27	60.14s (0)	30.17s (0)
9	SPARK OF GLORY	9	26.6m	2:03.87	60.39s (0)	30.40s (0)
6	MY PEPPERCORN LADY	10	28.2m	2:03.99	60.02s (0)	30.27s (1)

Finish Position and metres gained from 800m



Trots Sectionals
 Powered by
www.pjdata.com.au
 Home of PJ Trots Analyser



The Racing Queensland Board (trading as Racing Queensland) and provider are not responsible for the completeness or accuracy of any of the information contained herein, and makes no representations about its suitability for any purpose.

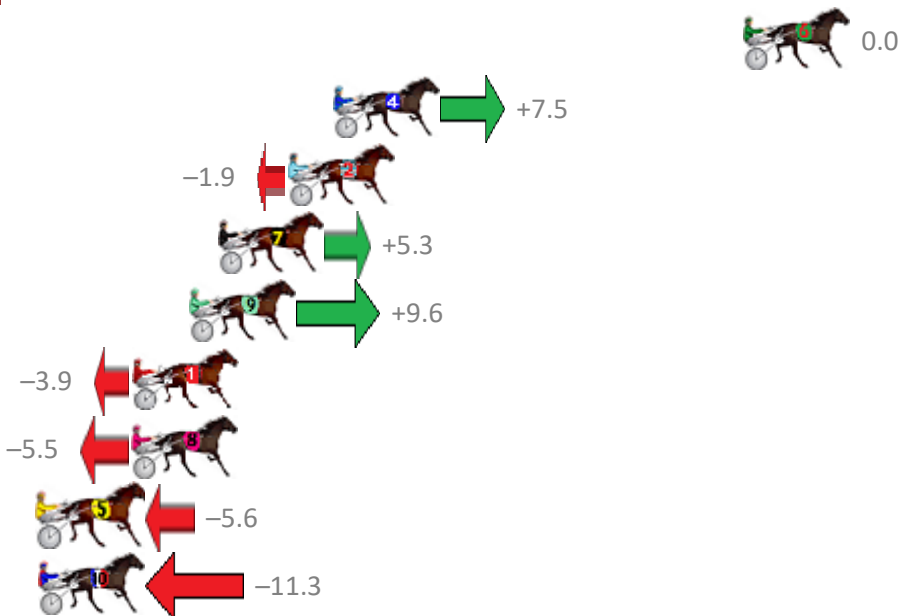
Albion Park Race 4 Distance 2138m

Thursday, 30 November 2017

Gross Time: 2:42.00 MileRate: 2:01.90 LeadTime: 39.80s First Qtr: 33.30s Second Qtr: 32.00s Third Qtr: 27.80s Fourth Qtr: 29.10s

No	Horse	Plc	Margin	Time	800Time (W)	400 Time (W)
6	PUNTERS DELIGHT	1	0.0m	2:42.00	56.90s (0)	29.10s (0)
4	MISTER CHOMP	2	16.3m	2:43.19	56.37s (1)	27.87s (1)
2	PALE BEAR BOO	3	18.1m	2:43.32	57.04s (0)	28.58s (0)
7	IDEAL HOLMBOY	4	20.9m	2:43.52	56.52s (0)	28.07s (0)
9	WECANONLYHOPE	5	22.0m	2:43.60	56.22s (0)	27.81s (0)
1	CHEVALS DIAMOND	6	24.3m	2:43.77	57.18s (0)	28.73s (0)
8	DONT ARK WITH ME	7	24.3m	2:43.77	57.29s (1)	28.80s (1)
5	THE JEWEL THIEF	8	35.6m	2:44.59	57.30s (1)	28.77s (1)
10	HEZ TO BLAME	9	46.1m	2:45.35	57.70s (1)	29.18s (1)

Finish Position and metres gained from 800m



Trots Sectionals
 Powered by
www.pjdata.com.au
 Home of PJ Trots Analyser



The Racing Queensland Board (trading as Racing Queensland) and provider are not responsible for the completeness or accuracy of any of the information contained herein, and makes no representations about its suitability for any purpose.

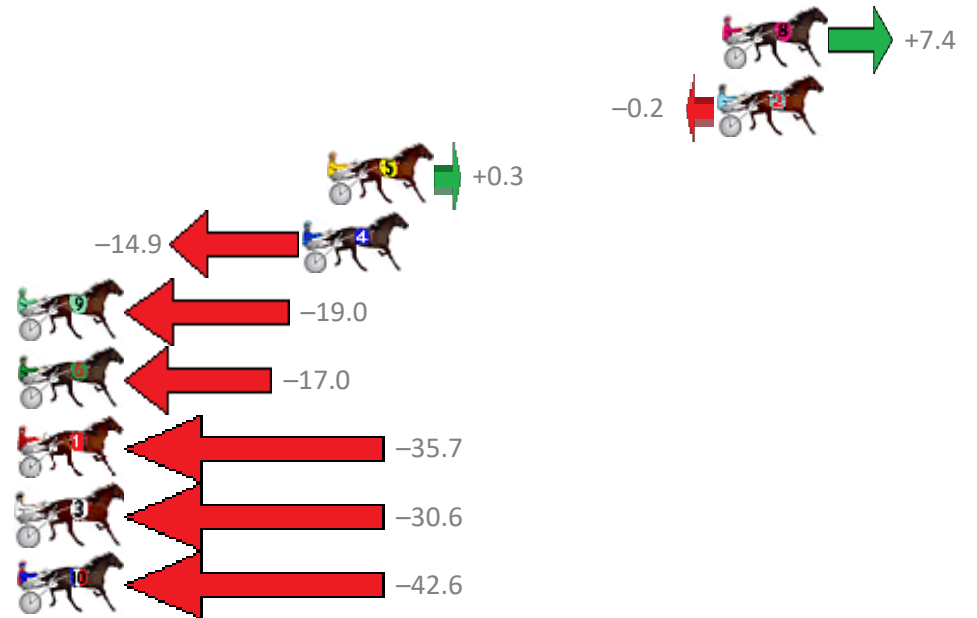
Albion Park Race 5 Distance 2138m

Thursday, 30 November 2017

Gross Time: 2:36.40 MileRate: 1:57.70 LeadTime: 38.80s First Qtr: 30.10s Second Qtr: 30.30s Third Qtr: 28.40s Fourth Qtr: 28.80s

No	Horse	Plc	Margin	Time	800Time (W)	400 Time (W)
8	BETTING BARON	1	0.0m	2:36.40	56.67s (1)	28.41s (1)
2	MISTER HART	2	0.2m	2:36.41	57.21s (0)	28.81s (0)
5	SACHE GIRL	3	15.7m	2:37.53	57.18s (2)	28.38s (2)
4	ITS ALL GO	4	16.7m	2:37.60	58.27s (1)	29.37s (0)
9	LEORYAN	5	28.8m	2:38.47	58.56s (0)	29.56s (0)
6	MATTGREGOR STAR	6	30.0m	2:38.56	58.42s (1)	29.82s (1)
1	SONNY ORLANDO	7	40.9m	2:39.34	59.75s (0)	30.74s (0)
3	ENRIQUES ME DAD	8	51.2m	2:40.09	59.39s (1)	30.28s (0)
10	CONCENTRATION	9	54.4m	2:40.32	60.25s (2)	31.49s (2)

Finish Position and metres gained from 800m



Trots Sectionals
 Powered by
www.pjdata.com.au
 Home of PJ Trots Analyser



The Racing Queensland Board (trading as Racing Queensland) and provider are not responsible for the completeness or accuracy of any of the information contained herein, and makes no representations about its suitability for any purpose.


Albion Park Race 6 Distance 1660m

Thursday, 30 November 2017

Gross Time: 2:02.50 MileRate: 1:58.80 LeadTime: 3.50s First Qtr: 28.00s Second Qtr: 33.10s Third Qtr: 29.30s Fourth Qtr: 28.60s

No	Horse	Plc	Margin	Time	800Time (W)	400 Time (W)
1	BOB GAGE	1	0.0m	2:02.50	57.90s (0)	28.60s (0)
3	MISS CATALINA	2	3.7m	2:02.76	57.72s (1)	28.36s (1)
5	LATIN BEATS	3	4.3m	2:02.81	58.07s (1)	28.74s (1)
7	MISTY JANE	4	6.0m	2:02.93	57.97s (0)	28.63s (0)
2	SCOTT TOM	5	7.5m	2:03.04	57.66s (1)	28.28s (1)
9	SOLDIER OF FORTUNE	6	7.7m	2:03.05	57.01s (1)	27.86s (2)
10	CRYPTIC CHANCE	7	8.1m	2:03.08	57.78s (0)	28.44s (0)
4	NOTTELLINYA	8	11.7m	2:03.34	57.68s (0)	28.34s (0)
8	COLADA ROSE	9	16.0m	2:03.64	57.96s (1)	28.57s (1)

Finish Position and metres gained from 800m



Trots Sectionals
 Powered by
www.pjdata.com.au
 Home of PJ Trots Analyser



The Racing Queensland Board (trading as Racing Queensland) and provider are not responsible for the completeness or accuracy of any of the information contained herein, and makes no representations about its suitability for any purpose.

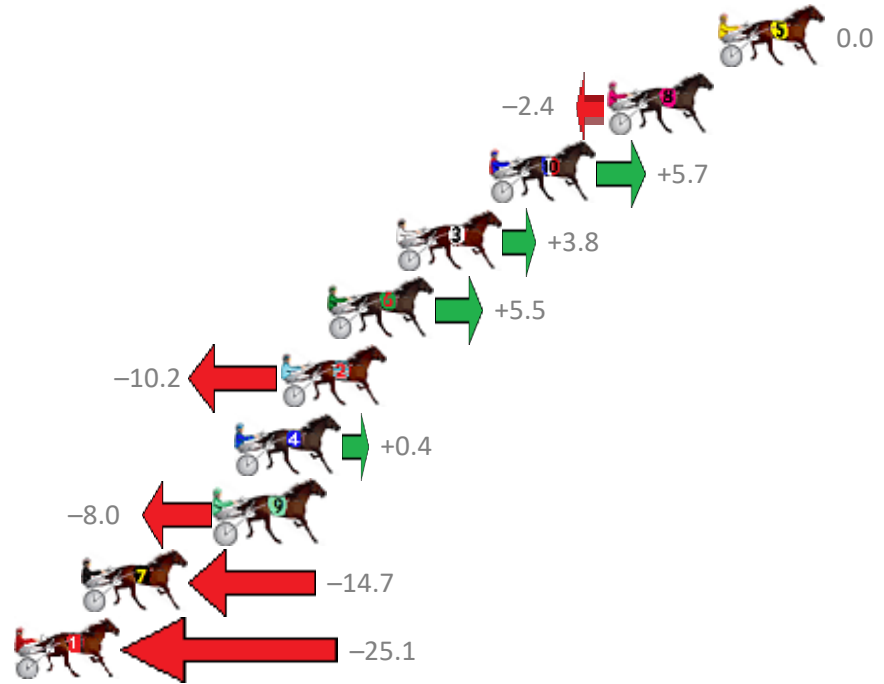
Albion Park Race 7 Distance 2138m

Thursday, 30 November 2017

Gross Time: 2:37.50 MileRate: 1:58.60 LeadTime: 38.40s First Qtr: 31.30s Second Qtr: 30.90s Third Qtr: 28.40s Fourth Qtr: 28.50s

No	Horse	Plc	Margin	Time	800Time (W)	400 Time (W)
5	KURAHAUPO GAMBLER	1	0.0m	2:37.50	56.90s (0)	28.50s (0)
8	BACCHUS RAUCOUS	2	4.4m	2:37.81	57.07s (1)	28.71s (1)
10	CORPORAL JUJON	3	9.1m	2:38.15	56.49s (0)	28.02s (0)
3	ETERNAL GLORY	4	12.8m	2:38.41	56.63s (1)	28.54s (2)
6	MAJOR STRIKE	5	15.5m	2:38.60	56.51s (2)	29.13s (2)
2	JACKS GAMBIT	6	17.4m	2:38.74	57.63s (1)	29.27s (1)
4	MAKINAMOVE	7	19.2m	2:38.87	56.87s (0)	28.51s (1)
9	LISAS LAWYER	8	20.0m	2:38.93	57.47s (1)	29.13s (1)
7	READILY	9	25.3m	2:39.30	57.95s (0)	29.52s (0)
1	SOPHIES PRIDE	10	31.1m	2:39.72	58.69s (0)	30.27s (0)

Finish Position and metres gained from 800m



Trots Sectionals
 Powered by
www.pjdata.com.au
 Home of PJ Trots Analyser



The Racing Queensland Board (trading as Racing Queensland) and provider are not responsible for the completeness or accuracy of any of the information contained herein, and makes no representations about its suitability for any purpose.

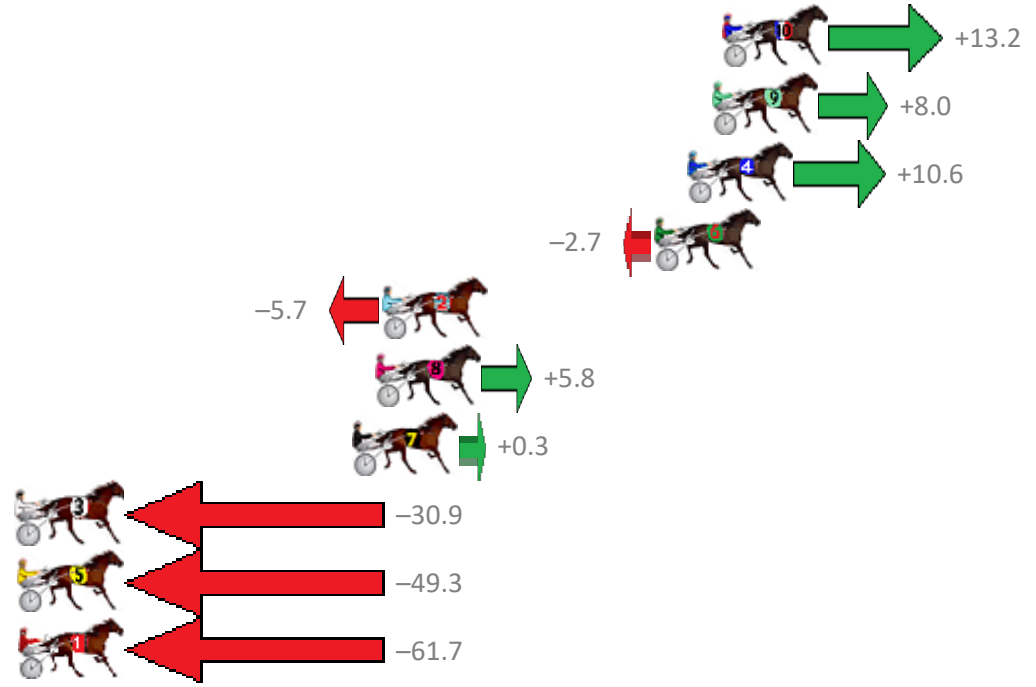
Albion Park Race 8 Distance 2138m

Thursday, 30 November 2017

Gross Time: 2:36.90 MileRate: 1:58.10 LeadTime: 38.70s First Qtr: 30.50s Second Qtr: 30.60s Third Qtr: 28.20s Fourth Qtr: 28.90s

No	Horse	Plc	Margin	Time	800Time (W)	400 Time (W)
10	THE AMERICAN DREAM	1	0.0m	2:36.90	56.16s (2)	28.78s (2)
9	BRONZE ECSTASY	2	0.4m	2:36.93	56.53s (2)	28.93s (1)
4	HEAVENS HINT	3	1.4m	2:37.00	56.34s (1)	28.48s (2)
6	UNCLE JOHN	4	2.7m	2:37.10	57.29s (0)	29.07s (0)
2	SHARDONS SHERALEE	5	13.5m	2:37.88	57.51s (1)	28.65s (2)
8	STOUT	6	13.8m	2:37.90	56.69s (0)	28.48s (3)
7	AARCADO	7	14.7m	2:37.96	57.08s (0)	28.75s (1)
3	LEHMANN	8	35.5m	2:39.46	59.31s (0)	31.00s (0)
5	FLASHING GOOD TIME	9	52.3m	2:40.68	60.62s (1)	31.75s (1)
1	MR BOSLEY	10	71.7m	2:42.08	61.50s (0)	32.38s (0)

Finish Position and metres gained from 800m



Trots Sectionals
 Powered by
www.pjdata.com.au
 Home of PJ Trots Analyser



The Racing Queensland Board (trading as Racing Queensland) and provider are not responsible for the completeness or accuracy of any of the information contained herein, and makes no representations about its suitability for any purpose.