

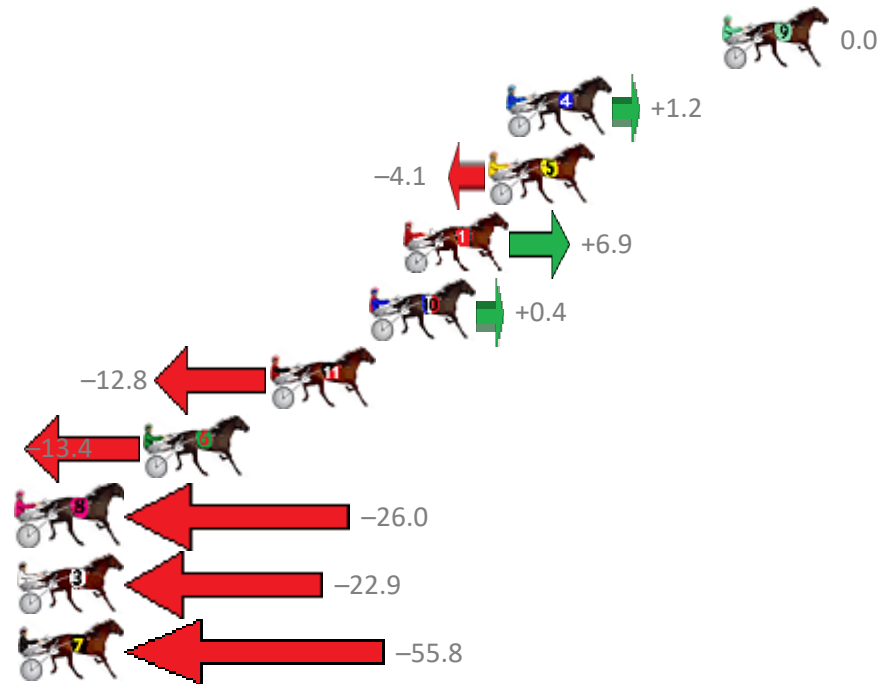
Albion Park Race 1 Distance 2138m

Tuesday, 28 November 2017

Gross Time: 2:44.80 MileRate: 2:03.40 LeadTime: 43.40s First Qtr: 31.20s Second Qtr: 31.20s Third Qtr: 28.90s Fourth Qtr: 30.10s

No	Horse	Plc	Margin	Time	800Time (W)	400 Time (W)
9	NORTHERN MUSCLE	1	0.0m	2:44.80	59.00s (0)	30.10s (0)
4	NORAHS FLING	2	8.6m	2:45.45	58.91s (0)	29.89s (1)
5	MOSQUITO SPUR	3	9.3m	2:45.50	59.30s (0)	30.24s (0)
1	DOWN UNDER RORS	4	12.7m	2:45.76	58.49s (1)	29.60s (3)
10	GO AHEAD MAKEMYDA	5	14.0m	2:45.85	58.97s (1)	29.33s (3)
11	STEVES STAR	6	18.0m	2:46.15	59.94s (2)	31.05s (1)
6	OLE SUN	7	23.0m	2:46.53	59.99s (1)	30.39s (1)
8	HIGH CLOUD LASS	8	30.4m	2:47.09	60.92s (1)	31.12s (2)
3	THE SHARP SHOOTER	9	37.5m	2:47.62	60.69s (0)	31.31s (0)
7	SOMEDASH	10	155.8m	2:56.52	63.12s (0)	32.79s (0)

Finish Position and metres gained from 800m



Trots Sectionals
 Powered by
www.pjdata.com.au
 Home of PJ Trots Analyser



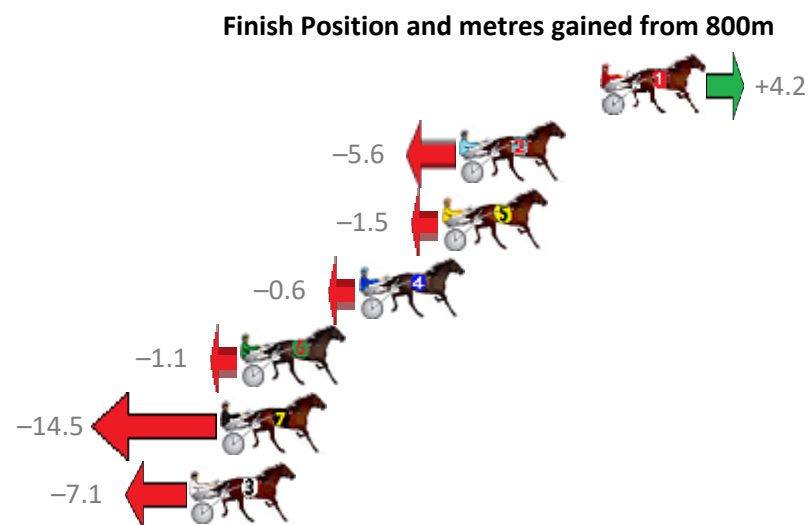
The Racing Queensland Board (trading as Racing Queensland) and provider are not responsible for the completeness or accuracy of any of the information contained herein, and makes no representations about its suitability for any purpose.

Albion Park Race 2 Distance 2138m

Tuesday, 28 November 2017

Gross Time: 2:34.50 MileRate: 1:56.30 LeadTime: 37.90s First Qtr: 29.60s Second Qtr: 30.80s Third Qtr: 28.50s Fourth Qtr: 27.70s

No Horse	Plc	Margin	Time	800Time (W)	400 Time (W)
1 RORY MACH	1	0.0m	2:34.50	55.90s (0)	27.40s (0)
2 THE SMILER	2	5.6m	2:34.89	56.59s (0)	28.09s (0)
5 NUREYEV	3	6.3m	2:34.94	56.31s (1)	27.71s (2)
4 SICILIAN SLUMBER	4	9.6m	2:35.16	56.24s (1)	27.64s (2)
6 RAESAWINNER	5	14.3m	2:35.49	56.28s (1)	27.90s (3)
7 BIO MARINUS	6	15.1m	2:35.55	57.22s (1)	28.30s (1)
3 EPIRUS BOY	7	16.3m	2:35.63	56.70s (0)	28.05s (0)



Trots Sectionals
 Powered by
www.pjdata.com.au
 Home of PJ Trots Analyser



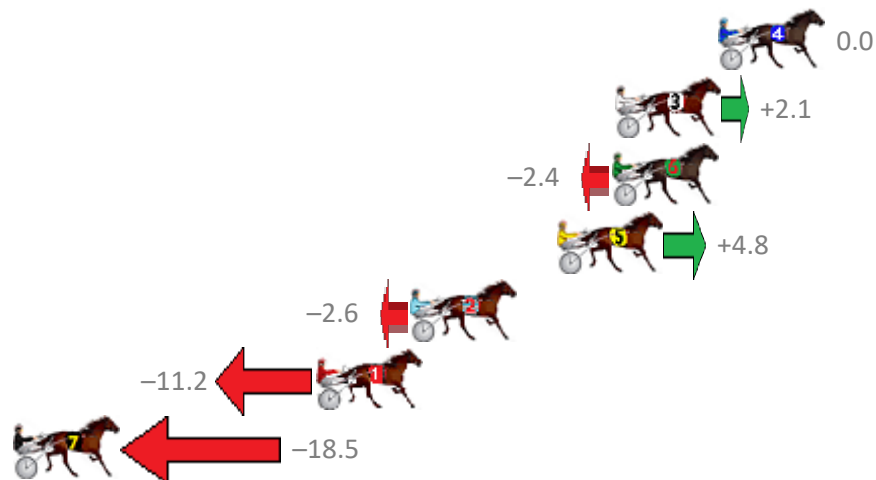
Albion Park Race 3 Distance 2138m

Tuesday, 28 November 2017

Gross Time: 2:35.00 MileRate: 1:56.60 LeadTime: 38.40s First Qtr: 30.80s Second Qtr: 29.40s Third Qtr: 27.70s Fourth Qtr: 28.70s

No	Horse	Plc	Margin	Time	800Time (W)	400 Time (W)
4	MOJO MAJOR	1	0.0m	2:35.00	56.40s (0)	28.70s (0)
3	CORPORAL LUNA	2	4.1m	2:35.29	56.25s (1)	28.36s (1)
6	POMPIDOU	3	4.2m	2:35.30	56.57s (1)	28.70s (1)
5	PHANTOM ROCKSTAR	4	6.4m	2:35.46	56.06s (1)	28.13s (1)
2	MISTER ELEGANT	5	12.2m	2:35.88	56.58s (0)	28.60s (0)
1	CHEAP TINT	6	16.0m	2:36.15	57.19s (0)	29.25s (0)
7	MOHEGAN SUN	7	34.3m	2:37.46	57.70s (1)	29.80s (1)

Finish Position and metres gained from 800m



Trots Sectionals
 Powered by
www.pjdata.com.au
 Home of PJ Trots Analyser



The Racing Queensland Board (trading as Racing Queensland) and provider are not responsible for the completeness or accuracy of any of the information contained herein, and makes no representations about its suitability for any purpose.

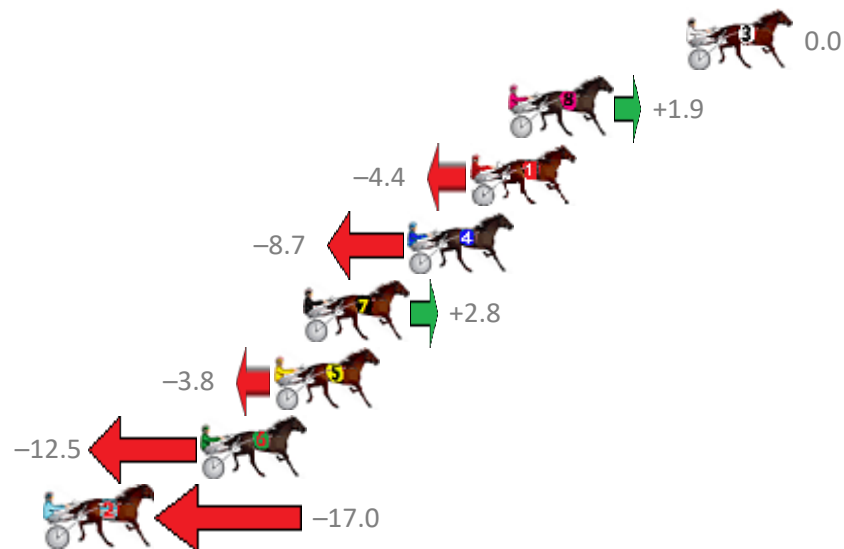
Albion Park Race 4 Distance 1660m

Tuesday, 28 November 2017

Gross Time: 1:59.70 MileRate: 1:56.00 LeadTime: 3.40s First Qtr: 28.80s Second Qtr: 30.90s Third Qtr: 27.50s Fourth Qtr: 29.10s

No	Horse	Plc	Margin	Time	800Time (W)	400 Time (W)
3	ROCKNROLL AMBER	1	0.0m	1:59.70	56.60s (0)	29.10s (0)
8	COREY WILLIAM	2	7.1m	2:00.22	56.47s (0)	28.90s (0)
1	MAYTHEHORSEBWITHU	3	8.6m	2:00.33	56.91s (0)	29.41s (0)
4	BALTIC BLUE EYES	4	11.1m	2:00.51	57.22s (1)	29.62s (1)
7	FEEL THE REIGN	5	15.2m	2:00.81	56.40s (2)	29.04s (3)
5	BIG BEAT	6	16.4m	2:00.89	56.87s (2)	29.49s (3)
6	LONGSHANKS	7	19.3m	2:01.10	57.48s (2)	29.98s (2)
2	FAIR OF FACE	8	25.4m	2:01.55	57.80s (1)	30.12s (2)

Finish Position and metres gained from 800m



Trots Sectionals
 Powered by
www.pjdata.com.au
 Home of PJ Trots Analyser



The Racing Queensland Board (trading as Racing Queensland) and provider are not responsible for the completeness or accuracy of any of the information contained herein, and makes no representations about its suitability for any purpose.

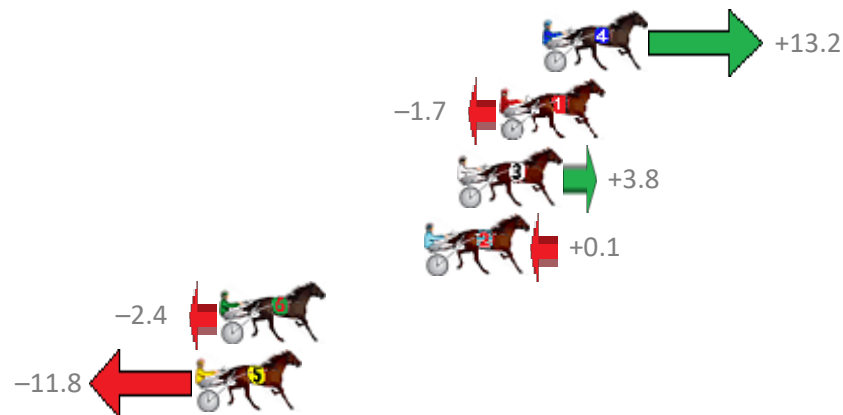
Albion Park Race 5 Distance 2138m

Tuesday, 28 November 2017

Gross Time: 2:37.50 MileRate: 1:58.60 LeadTime: 39.60s First Qtr: 30.30s Second Qtr: 31.10s Third Qtr: 28.00s Fourth Qtr: 28.50s

No	Horse	Plc	Margin	Time	800Time (W)	400 Time (W)
4	CHEERS KATHY	1	0.0m	2:37.50	55.57s (1)	27.76s (1)
1	ILIKEMILLIE	2	1.7m	2:37.62	56.62s (0)	28.62s (0)
3	GLENFERRIE BABY	3	3.4m	2:37.74	56.23s (1)	28.31s (1)
2	DONNY JONES	4	4.7m	2:37.83	56.49s (0)	28.45s (0)
6	BRASS LANTERN	5	12.8m	2:38.41	56.67s (0)	28.47s (0)
5	MISTER XJ	6	13.8m	2:38.48	57.33s (1)	29.38s (1)

Finish Position and metres gained from 800m



Trots Sectionals
 Powered by
www.pjdata.com.au
 Home of PJ Trots Analyser



The Racing Queensland Board (trading as Racing Queensland) and provider are not responsible for the completeness or accuracy of any of the information contained herein, and makes no representations about its suitability for any purpose.

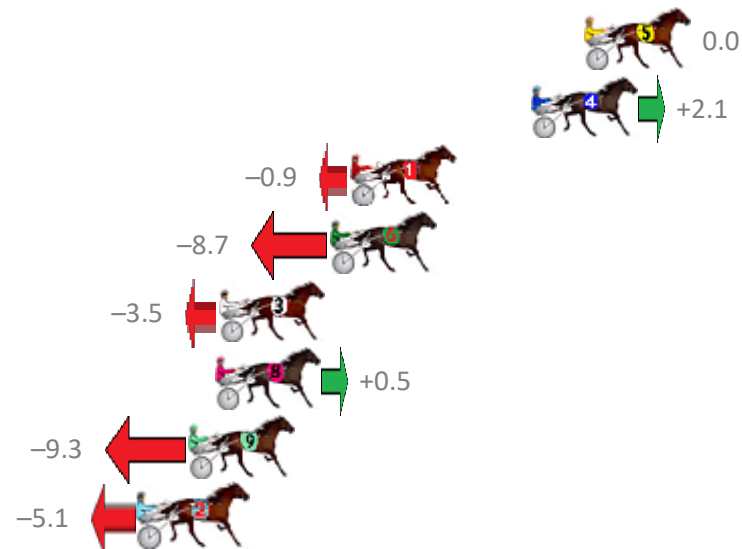
Albion Park Race 6 Distance 1660m

Tuesday, 28 November 2017

Gross Time: 2:00.60 MileRate: 1:56.90 LeadTime: 3.40s First Qtr: 28.10s Second Qtr: 31.70s Third Qtr: 28.90s Fourth Qtr: 28.50s

No	Horse	Plc	Margin	Time	800Time (W)	400 Time (W)
5	MY LADY LINDA	1	0.0m	2:00.60	57.40s (0)	28.50s (0)
4	NEVAEH	2	2.1m	2:00.75	57.25s (0)	28.32s (0)
1	MY AJAYE	3	9.3m	2:01.26	57.46s (0)	28.51s (0)
6	SLIPASLYGRIN	4	10.1m	2:01.32	58.02s (1)	29.05s (1)
3	DOOLITTLE DOOFY	5	14.5m	2:01.63	57.65s (1)	28.95s (1)
8	ITS TORQUE POWER	6	14.7m	2:01.65	57.36s (1)	28.88s (2)
9	REDDY FIRE	7	15.7m	2:01.72	58.07s (1)	29.29s (2)
2	MY CHANGE OF HEART	8	17.7m	2:01.86	57.77s (0)	28.74s (0)

Finish Position and metres gained from 800m



Trots Sectionals
 Powered by
www.pjdata.com.au
 Home of PJ Trots Analyser



The Racing Queensland Board (trading as Racing Queensland) and provider are not responsible for the completeness or accuracy of any of the information contained herein, and makes no representations about its suitability for any purpose.

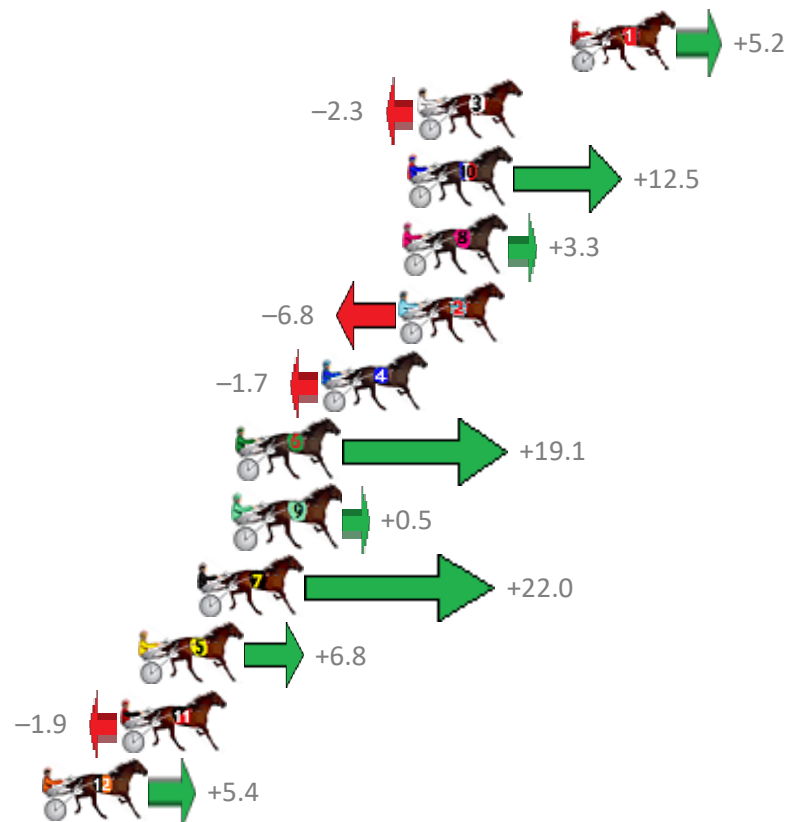
Albion Park Race 7 Distance 1660m

Tuesday, 28 November 2017

Gross Time: 1:58.10 MileRate: 1:54.50 LeadTime: 3.50s First Qtr: 27.30s Second Qtr: 30.10s Third Qtr: 28.00s Fourth Qtr: 29.20s

No	Horse	Plc	Margin	Time	800Time (W)	400 Time (W)
1	HARD TO HEAR	1	0.0m	1:58.10	56.83s (0)	28.88s (0)
3	OLIVER WINKLE	2	6.1m	1:58.55	57.36s (1)	29.46s (1)
10	PARISIAN ROCKSTAR	3	6.5m	1:58.57	56.31s (2)	28.84s (1)
8	COTTON COLD CANDY	4	6.7m	1:58.59	56.96s (0)	29.05s (0)
2	FERDINAND	5	6.8m	1:58.60	57.69s (0)	29.70s (0)
4	CALCAVADO	6	9.9m	1:58.82	57.32s (1)	29.40s (1)
6	PROFICIENT	7	13.3m	1:59.07	55.83s (1)	28.48s (1)
9	ZENMACH	8	13.3m	1:59.07	57.16s (1)	29.50s (2)
7	HYPERVELOCITY	9	14.8m	1:59.18	55.63s (1)	28.91s (2)
5	LUVU GRAZAELLA	10	17.2m	1:59.36	56.71s (2)	29.43s (2)
11	SIR RORY	11	17.9m	1:59.41	57.34s (0)	29.51s (0)
12	DJANGO MACH	12	21.0m	1:59.63	56.81s (1)	29.52s (1)

Finish Position and metres gained from 800m



Trots Sectionals
 Powered by
www.pjdata.com.au
 Home of PJ Trots Analyser



The Racing Queensland Board (trading as Racing Queensland) and provider are not responsible for the completeness or accuracy of any of the information contained herein, and makes no representations about its suitability for any purpose.