

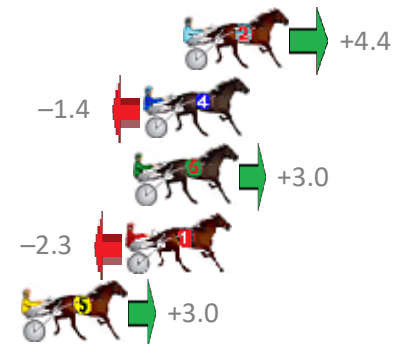
# Albion Park Race 1 Distance 1660m

Friday, 17 November 2017

Gross Time: 2:01.00 MileRate: 1:57.30 LeadTime: 3.40s First Qtr: 28.20s Second Qtr: 32.00s Third Qtr: 28.80s Fourth Qtr: 28.60s

No Horse	Plc	Margin	Time	800Time (W)	400 Time (W)
2 LEORYAN	1	0.0m	2:01.00	57.08s (0)	28.29s (0)
4 BALTIC BLUE EYES	2	1.6m	2:01.11	57.50s (1)	28.67s (1)
6 BETTING BARON	3	2.0m	2:01.14	57.18s (1)	28.36s (1)
1 VANTO HANOVER	4	2.3m	2:01.16	57.57s (0)	28.76s (0)
5 ARK PATROL	5	6.4m	2:01.46	57.18s (1)	28.34s (1)
3 HEAVENS HURRICANE	6	22.5m	2:02.61	58.34s (0)	29.42s (0)

## Finish Position and metres gained from 800m



Trots Sectionals  
 Powered by  
[www.pjdata.com.au](http://www.pjdata.com.au)  
 Home of PJ Trots Analyser



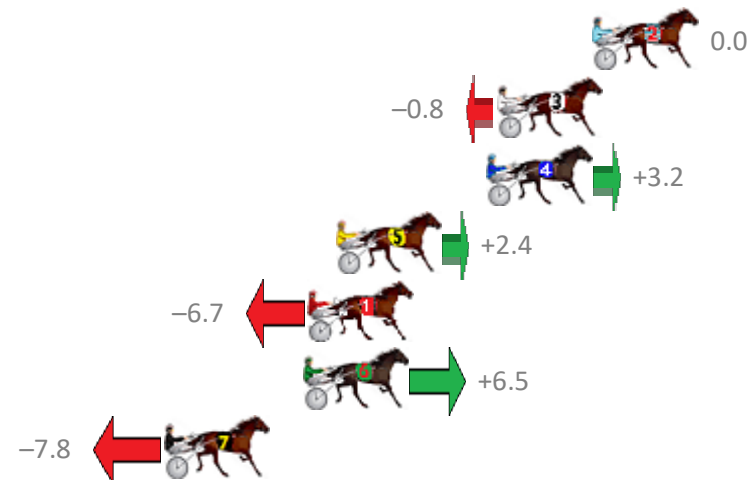
# Albion Park Race 2 Distance 1660m

Friday, 17 November 2017

Gross Time: 1:59.40 MileRate: 1:55.70 LeadTime: 3.60s First Qtr: 28.60s Second Qtr: 31.10s Third Qtr: 28.60s Fourth Qtr: 27.50s

No	Horse	Plc	Margin	Time	800Time (W)	400 Time (W)
2	SAN DOMINO	1	0.0m	1:59.40	56.10s (0)	27.50s (0)
3	SOI COWBOY	2	3.8m	1:59.66	56.16s (1)	27.62s (1)
4	MORROCH BAY	3	4.2m	1:59.69	55.88s (1)	27.32s (1)
5	OUR MAJOR DAY	4	10.2m	2:00.10	55.93s (1)	27.58s (2)
1	NICKY MATTGREGOR	5	11.3m	2:00.18	56.57s (0)	27.86s (0)
6	ROCKNROLL AMBER	6	11.5m	2:00.19	55.64s (1)	27.27s (2)
7	LATIN BEATS	7	17.0m	2:00.57	56.65s (0)	27.90s (0)

Finish Position and metres gained from 800m



Trots Sectionals  
 Powered by  
[www.pjdata.com.au](http://www.pjdata.com.au)  
 Home of PJ Trots Analyser



The Racing Queensland Board (trading as Racing Queensland) and provider are not responsible for the completeness or accuracy of any of the information contained herein, and makes no representations about its suitability for any purpose.

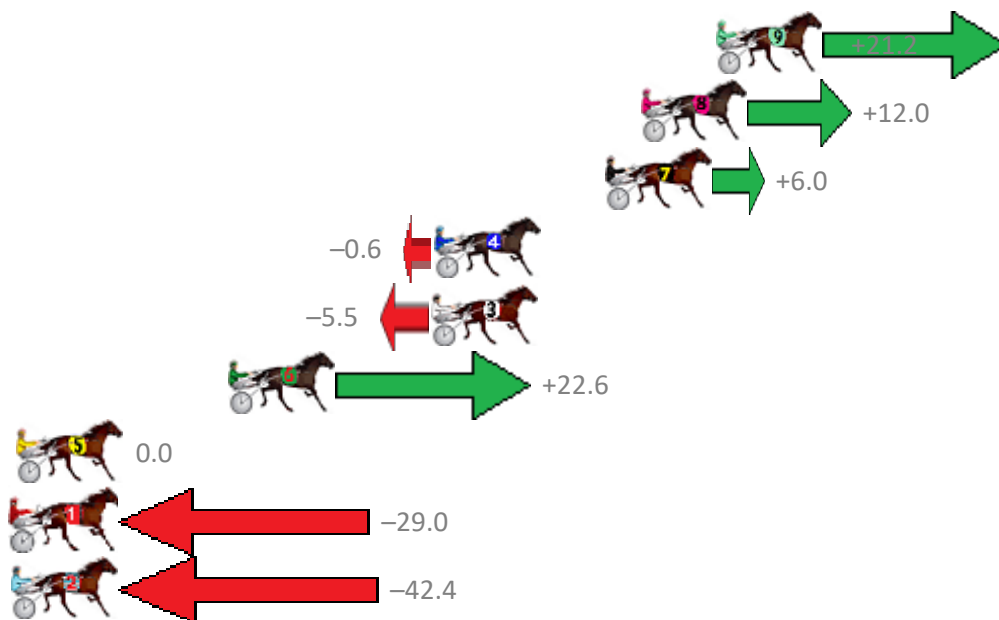
# Albion Park Race 3 Distance 2138m

Friday, 17 November 2017

Gross Time: 2:46.30 MileRate: 2:02.30 LeadTime: 43.80s First Qtr: 30.20s Second Qtr: 31.20s Third Qtr: 30.70s Fourth Qtr: 30.40s

No	Horse	Plc	Margin	Time	800Time (W)	400 Time (W)
9	ASTRAL RULER	1	0.0m	2:46.30	59.48s (1)	29.64s (1)
8	HARD DONE BY	2	3.0m	2:46.53	60.18s (1)	30.22s (1)
7	TAIMATE SUCCESS	3	4.4m	2:46.63	60.64s (1)	30.64s (1)
4	HIGH CLOUD LASS	4	11.2m	2:47.15	61.15s (0)	30.52s (0)
3	EL SWAVO	5	11.3m	2:47.16	61.52s (0)	30.88s (0)
6	NORTHERN MUSCLE	6	19.4m	2:47.77	59.37s (0)	30.28s (1)
5	SOMEDASH	7	27.8m	2:48.41	61.10s (1)	31.31s (1)
1	MY PRECIOUS YANKEE	8	29.0m	2:48.50	63.31s (0)	32.60s (0)
2	DOWN UNDER RORS	9	57.8m	2:50.69	64.34s (0)	33.68s (0)

Finish Position and metres gained from 800m



Trots Sectionals  
 Powered by  
[www.pjdata.com.au](http://www.pjdata.com.au)  
 Home of PJ Trots Analyser



The Racing Queensland Board (trading as Racing Queensland) and provider are not responsible for the completeness or accuracy of any of the information contained herein, and makes no representations about its suitability for any purpose.

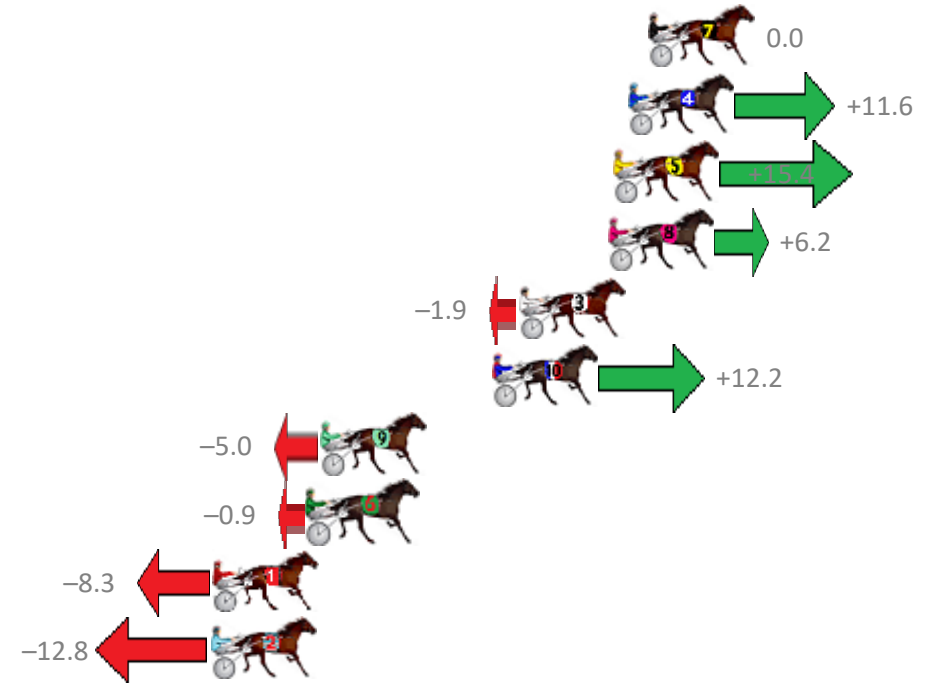
# Albion Park Race 4 Distance 1660m

Friday, 17 November 2017

Gross Time: 1:58.80 MileRate: 1:55.20 LeadTime: 3.40s First Qtr: 26.70s Second Qtr: 31.30s Third Qtr: 27.90s Fourth Qtr: 29.50s

No	Horse	Plc	Margin	Time	800Time (W)	400 Time (W)
7	JACKS AT THE BEACH	1	0.0m	1:58.80	57.40s (0)	29.50s (0)
4	OUR DIAMOND EDITON	2	0.8m	1:58.86	56.57s (1)	28.66s (1)
5	THE HARLEM HAMMER	3	1.4m	1:58.90	56.30s (2)	28.16s (2)
8	HEEZ PERFECT	4	1.6m	1:58.92	56.96s (1)	29.04s (1)
3	MISTA NATURAL	5	5.1m	1:59.18	57.54s (1)	29.64s (1)
10	BROADWATER	6	6.2m	1:59.26	56.52s (1)	28.26s (1)
9	REGAL NIGHTSHADE	7	13.0m	1:59.76	57.76s (2)	29.69s (2)
6	OUR BUSCEMI	8	13.5m	1:59.80	57.46s (2)	29.36s (2)
1	CRYPTIC CHANCE	9	17.3m	2:00.08	58.00s (0)	29.98s (0)
2	LONG DIRT ROAD	10	17.4m	2:00.08	58.32s (0)	30.39s (0)

Finish Position and metres gained from 800m



Trots Sectionals  
 Powered by  
[www.pjdata.com.au](http://www.pjdata.com.au)  
 Home of PJ Trots Analyser



The Racing Queensland Board (trading as Racing Queensland) and provider are not responsible for the completeness or accuracy of any of the information contained herein, and makes no representations about its suitability for any purpose.

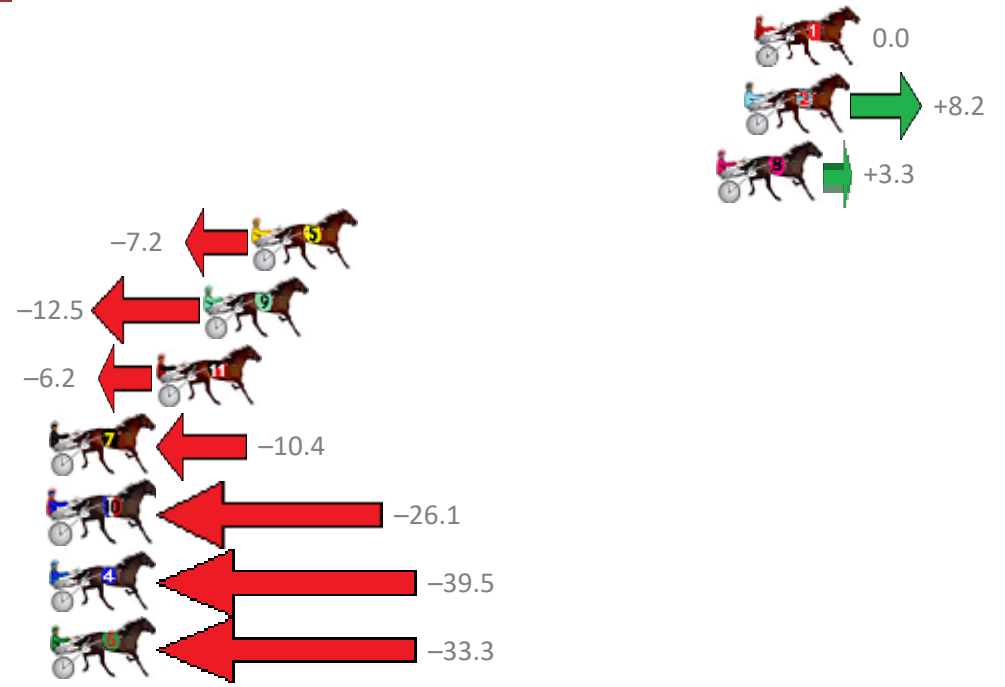
# Albion Park Race 5 Distance 1660m

Friday, 17 November 2017

Gross Time: 1:58.60 MileRate: 1:55.00 LeadTime: 3.40s First Qtr: 28.70s Second Qtr: 30.20s Third Qtr: 28.30s Fourth Qtr: 28.00s

No	Horse	Plc	Margin	Time	800Time (W)	400 Time (W)
1	MARETTI	1	0.0m	1:58.60	56.30s (0)	28.00s (0)
2	PARK LIFE	2	0.4m	1:58.63	55.72s (1)	27.50s (2)
8	COULDNTBETOLD	3	1.5m	1:58.71	56.07s (0)	27.80s (0)
5	HOT DOGMA	4	20.0m	2:00.00	56.81s (1)	28.50s (1)
9	PAQUIN	5	21.9m	2:00.13	57.18s (0)	28.85s (0)
11	WHERES THE SPIRIT	6	23.8m	2:00.27	56.74s (1)	28.38s (1)
7	CALVERT HOT SHOT	7	32.4m	2:00.87	57.03s (1)	28.64s (1)
10	LIZ AU BETTY	8	40.7m	2:01.45	58.14s (0)	29.67s (0)
4	HERITAGE BEACH	9	43.5m	2:01.64	59.08s (1)	30.67s (1)
6	KID CALVERT	10	53.5m	2:02.35	58.64s (0)	30.00s (0)

Finish Position and metres gained from 800m



Trots Sectionals  
 Powered by  
[www.pjdata.com.au](http://www.pjdata.com.au)  
 Home of PJ Trots Analyser



The Racing Queensland Board (trading as Racing Queensland) and provider are not responsible for the completeness or accuracy of any of the information contained herein, and makes no representations about its suitability for any purpose.

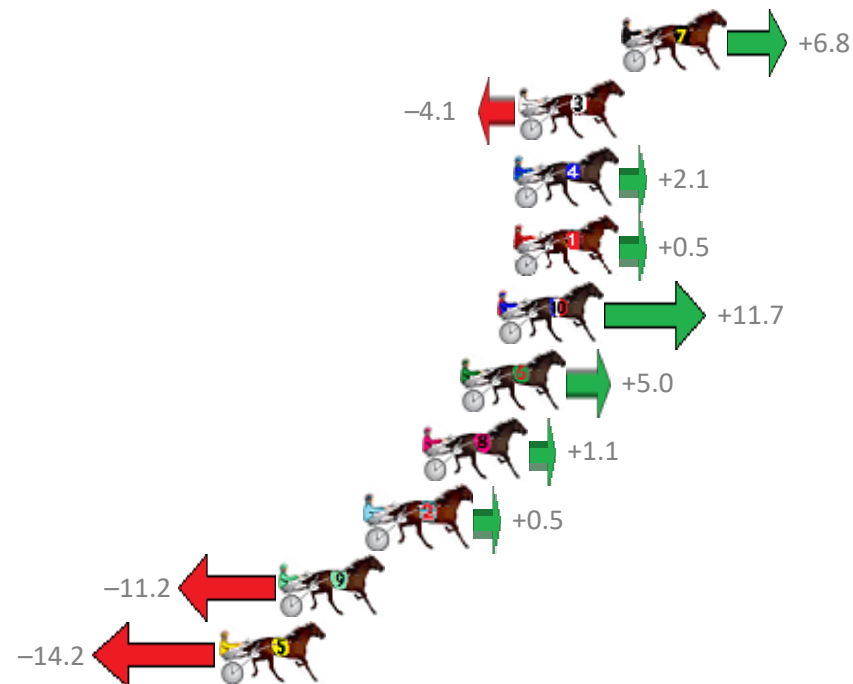
# Albion Park Race 6 Distance 2138m

Friday, 17 November 2017

Gross Time: 2:37.00 MileRate: 1:58.20 LeadTime: 38.40s First Qtr: 30.80s Second Qtr: 30.60s Third Qtr: 27.80s Fourth Qtr: 29.40s

No	Horse	Plc	Margin	Time	800Time (W)	400 Time (W)
7	STIRLING WILLIAM	1	0.0m	2:37.00	56.71s (2)	29.06s (2)
3	HORACE FOXLEY	2	4.1m	2:37.30	57.49s (0)	29.69s (0)
4	INA GREAT PLACE	3	4.3m	2:37.32	57.05s (1)	29.23s (1)
1	LEIGHMONT	4	4.3m	2:37.32	57.16s (0)	29.38s (0)
10	COMPLY OR DIE	5	4.9m	2:37.36	56.36s (2)	28.72s (2)
6	SHAREAPASSION	6	6.4m	2:37.47	56.84s (2)	29.19s (2)
8	FLOYD MAYWEATHER	7	7.9m	2:37.58	57.12s (0)	29.32s (0)
2	MAJOR STRIKE	8	10.1m	2:37.74	57.16s (1)	29.35s (1)
9	STRAWBS IDEAL ACT	9	13.6m	2:38.00	58.00s (2)	30.40s (2)
5	DUKE JUJON	10	16.0m	2:38.18	58.22s (1)	30.43s (1)

Finish Position and metres gained from 800m



Trots Sectionals  
 Powered by  
[www.pjdata.com.au](http://www.pjdata.com.au)  
 Home of PJ Trots Analyser



The Racing Queensland Board (trading as Racing Queensland) and provider are not responsible for the completeness or accuracy of any of the information contained herein, and makes no representations about its suitability for any purpose.

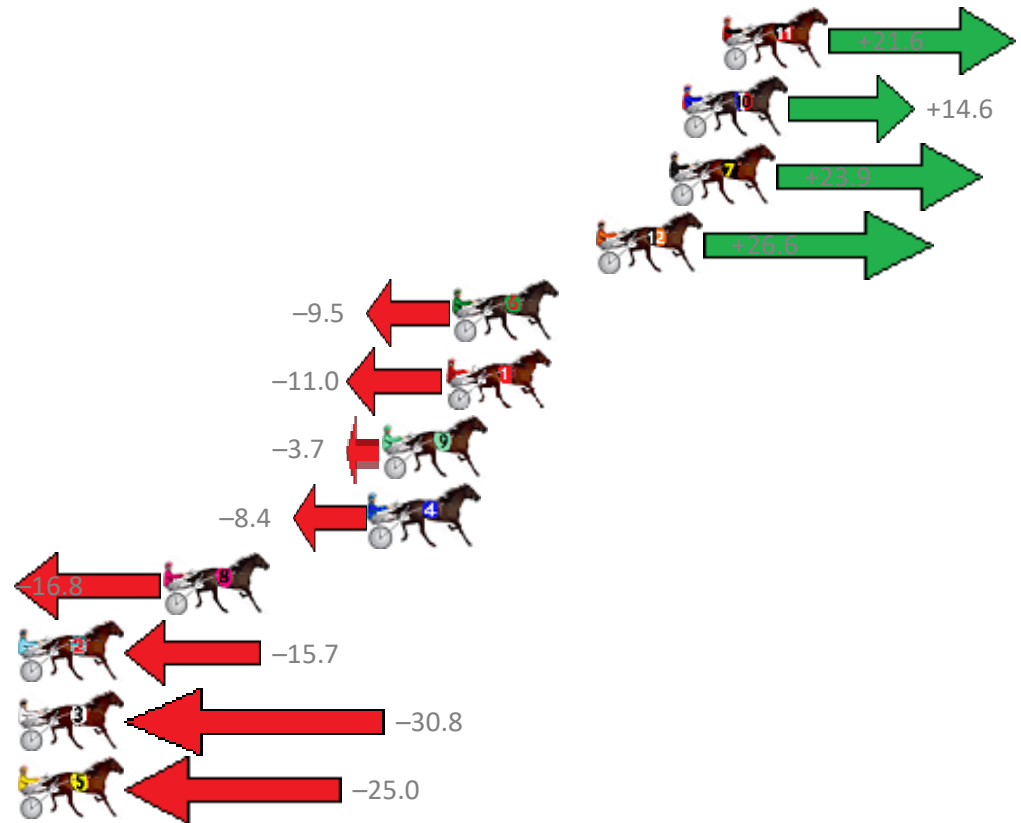
# Albion Park Race 7 Distance 1660m

Friday, 17 November 2017

Gross Time: 2:00.80 MileRate: 1:57.10 LeadTime: 3.60s First Qtr: 27.60s Second Qtr: 30.30s Third Qtr: 29.00s Fourth Qtr: 30.30s

NoHorse	Plc	Margin	Time	800Time (W)	400 Time (W)
11 DOOLITTLE DANDY	1	0.0m	2:00.80	57.70s (2)	29.63s (2)
10 ELZBOY	2	1.6m	2:00.92	58.22s (2)	30.42s (2)
7 CIRCLE LINE	3	2.1m	2:00.96	57.53s (2)	29.38s (2)
12 BUBBALOOBAH	4	5.0m	2:01.18	57.33s (2)	29.09s (2)
6 INCITER	5	10.7m	2:01.61	60.00s (1)	30.90s (1)
1 SOLDIER OF FORTUNE	6	11.0m	2:01.63	60.12s (0)	31.13s (0)
9 MINI CAM	7	13.5m	2:01.82	59.57s (0)	30.49s (0)
4 NEVAEH	8	14.0m	2:01.86	59.92s (1)	30.72s (1)
8 LEO THE LION	9	22.2m	2:02.48	60.55s (0)	31.53s (0)
2 QUEENS ACCENT	10	30.1m	2:03.08	60.46s (1)	31.22s (0)
3 SCOTT TOM	11	41.0m	2:03.91	61.58s (1)	32.04s (1)
5 THE JEWEL THIEF	12	57.2m	2:05.13	61.15s (1)	32.44s (0)

Finish Position and metres gained from 800m



Trots Sectionals  
 Powered by  
[www.pjdata.com.au](http://www.pjdata.com.au)  
 Home of PJ Trots Analyser



The Racing Queensland Board (trading as Racing Queensland) and provider are not responsible for the completeness or accuracy of any of the information contained herein, and makes no representations about its suitability for any purpose.

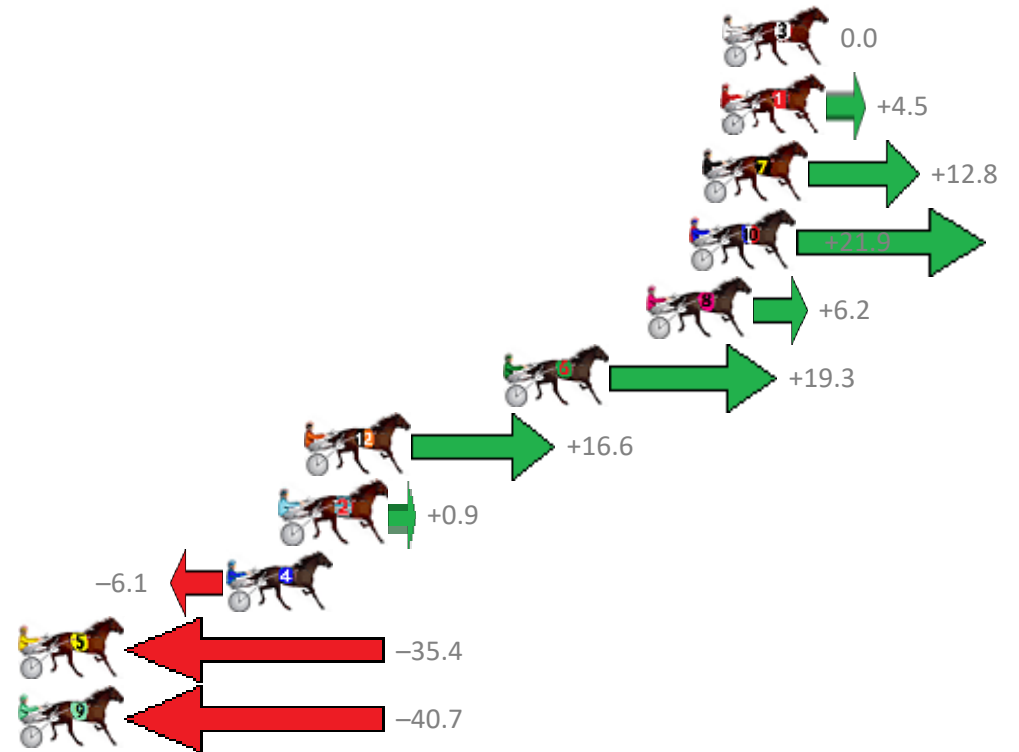
# Albion Park Race 8 Distance 1660m

Friday, 17 November 2017

Gross Time: 1:59.30 MileRate: 1:55.60 LeadTime: 3.50s First Qtr: 27.40s Second Qtr: 30.60s Third Qtr: 28.80s Fourth Qtr: 29.00s

No	Horse	Plc	Margin	Time	800Time (W)	400 Time (W)
3	LEXY CAN WAIT	1	0.0m	1:59.30	57.80s (0)	29.00s (0)
1	ROCKWITH THEDEVIL	2	0.1m	1:59.31	57.47s (0)	28.67s (0)
7	RUATO BAY	3	0.8m	1:59.36	56.88s (0)	28.07s (0)
10	OFFICIANADO	4	1.3m	1:59.39	56.22s (1)	28.85s (2)
8	THANKU THANKU	5	3.0m	1:59.52	57.35s (0)	28.57s (0)
6	LONG ROAD TO FAME	6	8.7m	1:59.93	56.41s (1)	28.93s (2)
12	DJANGO MACH	7	16.6m	2:00.50	56.60s (1)	29.06s (2)
2	FUI FUI	8	17.5m	2:00.57	57.73s (1)	28.73s (2)
4	GOOD FEELINGS	9	19.7m	2:00.73	58.24s (1)	29.11s (1)
5	CROWNING GLORY	10	44.6m	2:02.53	60.36s (1)	31.22s (1)
9	CORPORAL JUJON	11	44.9m	2:02.56	60.74s (1)	31.60s (1)

Finish Position and metres gained from 800m



Trots Sectionals  
 Powered by  
[www.pjdata.com.au](http://www.pjdata.com.au)  
 Home of PJ Trots Analyser



The Racing Queensland Board (trading as Racing Queensland) and provider are not responsible for the completeness or accuracy of any of the information contained herein, and makes no representations about its suitability for any purpose.



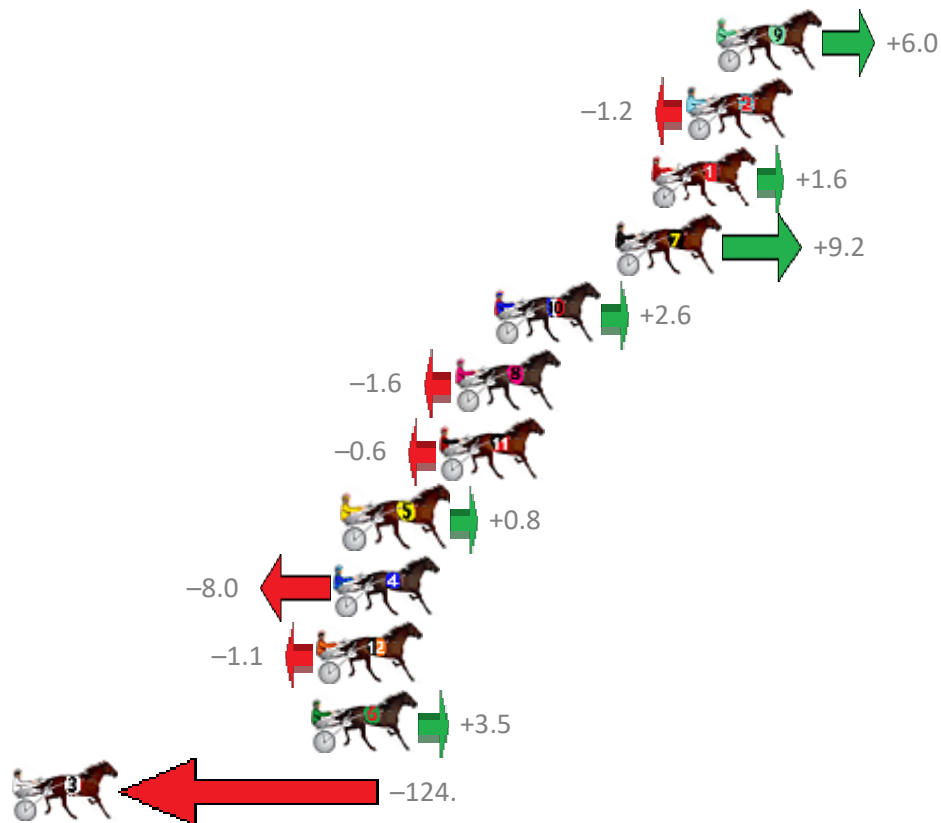
# Albion Park Race 9 Distance 2138m

Friday, 17 November 2017

Gross Time: 2:35.50 MileRate: 1:57.10 LeadTime: 37.40s First Qtr: 29.90s Second Qtr: 30.40s Third Qtr: 29.10s Fourth Qtr: 28.70s

No	Horse	Plc	Margin	Time	800Time (W)	400 Time (W)
9	LUCIFERS LEGEND	1	0.0m	2:35.50	57.37s (2)	28.63s (1)
2	EARL JUJON	2	1.2m	2:35.59	57.89s (0)	28.79s (0)
1	HE GETS IT	3	2.6m	2:35.69	57.68s (0)	28.51s (0)
7	THE DUKE DOWNUNDE	4	4.0m	2:35.79	57.14s (0)	28.28s (1)
10	CHEERS KATHY	5	8.8m	2:36.13	57.61s (1)	28.56s (3)
8	RIVERLEIGH JEFF	6	10.4m	2:36.25	57.92s (0)	28.73s (0)
11	PROFICIENT	7	11.0m	2:36.29	57.84s (2)	29.06s (2)
5	CALL ME YOURS	8	14.8m	2:36.56	57.74s (1)	28.64s (0)
4	REAL KNUCKY	9	15.2m	2:36.59	58.38s (1)	29.32s (3)
12	DONNY JONES	10	15.9m	2:36.64	57.88s (2)	29.22s (4)
6	ASHLEYS ANGEL	11	16.1m	2:36.66	57.55s (2)	28.69s (3)
3	BACKINTHEGAME	12	127.2m	2:44.63	66.79s (1)	35.93s (1)

Finish Position and metres gained from 800m



Trots Sectionals  
 Powered by  
[www.pjdata.com.au](http://www.pjdata.com.au)  
 Home of PJ Trots Analyser



The Racing Queensland Board (trading as Racing Queensland) and provider are not responsible for the completeness or accuracy of any of the information contained herein, and makes no representations about its suitability for any purpose.