

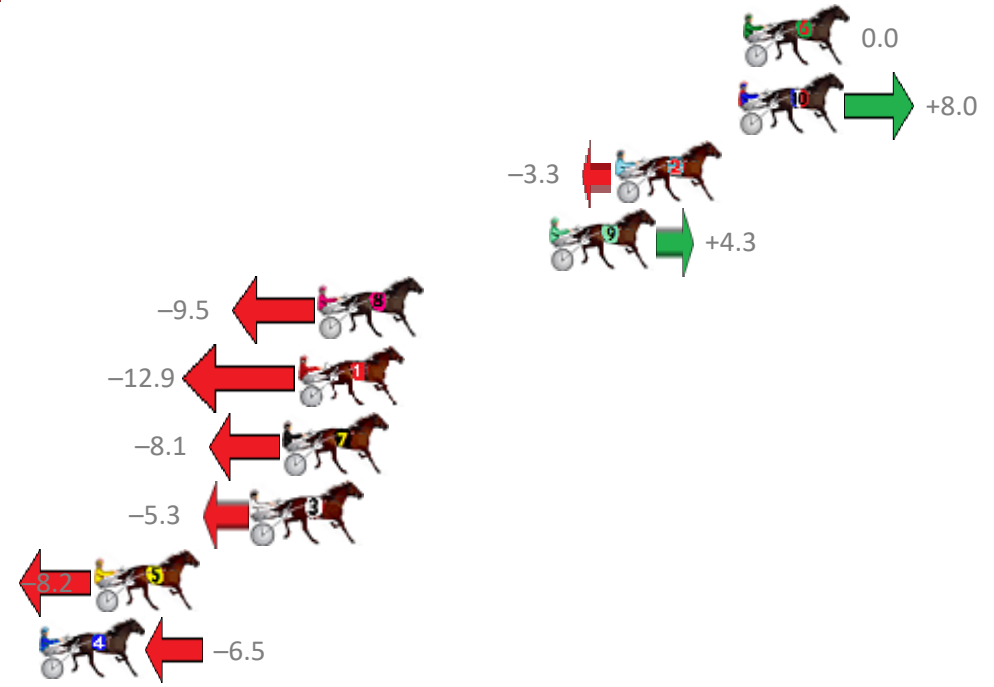
Redcliffe Race 1 Distance 1780m

Thursday, 2 November 2017

Gross Time: 2:13.40 MileRate: 2:00.60 LeadTime: 12.20s First Qtr: 31.00s Second Qtr: 30.60s Third Qtr: 28.80s Fourth Qtr: 30.80s

No	Horse	Plc	Margin	Time	800Time (W)	400 Time (W)
6	THE RESTAURANTEUR	1	0.0m	2:13.40	59.60s (0)	30.80s (0)
10	FEELINGFORAMIRACLE	2	0.2m	2:13.42	59.00s (2)	30.40s (1)
2	FLIPPA PENNY	3	5.1m	2:13.79	59.85s (1)	31.19s (1)
9	LIVING FREE	4	7.7m	2:13.99	59.28s (1)	30.36s (1)
8	OUR MAGIC MOLLY	5	16.9m	2:14.70	60.31s (1)	31.44s (0)
1	IRRESISTABLE GABBY	6	17.7m	2:14.76	60.56s (0)	30.99s (0)
7	OURKYMBEAU	7	18.3m	2:14.81	60.20s (0)	30.64s (1)
3	SPARK OF GLORY	8	19.5m	2:14.90	59.99s (2)	31.19s (2)
5	NIKOLO	9	25.8m	2:15.39	60.21s (0)	31.37s (2)
4	MADAM EXCEPTIONAL	10	32.1m	2:15.87	60.08s (1)	31.13s (0)

Finish Position and metres gained from 800m



Trots Sectionals
 Powered by
www.pjdata.com.au
 Home of PJ Trots Analyser



The Racing Queensland Board (trading as Racing Queensland) and provider are not responsible for the completeness or accuracy of any of the information contained herein, and makes no representations about its suitability for any purpose.

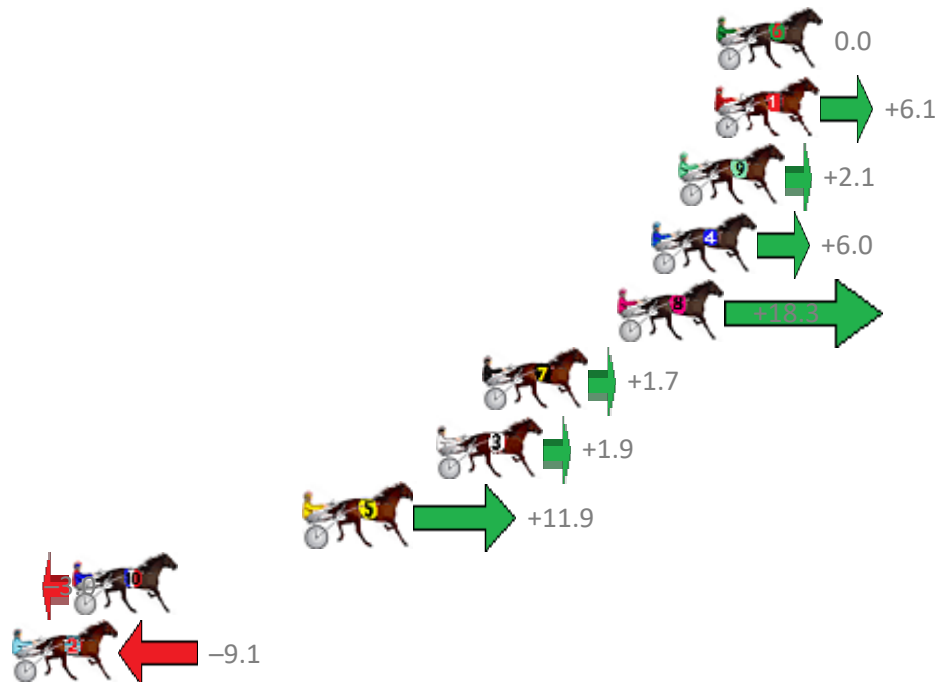
Redcliffe Race 2 Distance 1780m

Thursday, 2 November 2017

Gross Time: 2:12.50 MileRate: 1:59.80 LeadTime: 11.60s First Qtr: 30.10s Second Qtr: 30.70s Third Qtr: 28.90s Fourth Qtr: 31.20s

No Horse	Plc	Margin	Time	800Time (W)	400 Time (W)
6 LYNCHMAN	1	0.0m	2:12.50	60.10s (0)	31.20s (0)
1 RAYONG PRINCESS	2	0.1m	2:12.51	59.64s (0)	30.62s (0)
9 WEASEL	3	1.5m	2:12.62	59.94s (1)	30.76s (1)
4 QUEENS ACCENT	4	2.6m	2:12.70	59.65s (1)	30.54s (2)
8 ITS ALL TORQUE	5	3.9m	2:12.80	58.73s (2)	29.80s (0)
7 LIGHTHORSE	6	9.3m	2:13.23	59.97s (0)	30.77s (0)
3 RHIANNON SHANNON	7	11.1m	2:13.37	59.96s (1)	30.74s (1)
5 BETONTHEBAY	8	16.3m	2:13.77	59.21s (1)	30.41s (2)
10 BETTOR ELECT ME	9	25.6m	2:14.50	60.33s (0)	30.70s (0)
2 MOLLIGUANNA	10	28.3m	2:14.71	60.78s (1)	31.10s (1)

Finish Position and metres gained from 800m



Trots Sectionals
 Powered by
www.pjdata.com.au
 Home of PJ Trots Analyser



The Racing Queensland Board (trading as Racing Queensland) and provider are not responsible for the completeness or accuracy of any of the information contained herein, and makes no representations about its suitability for any purpose.

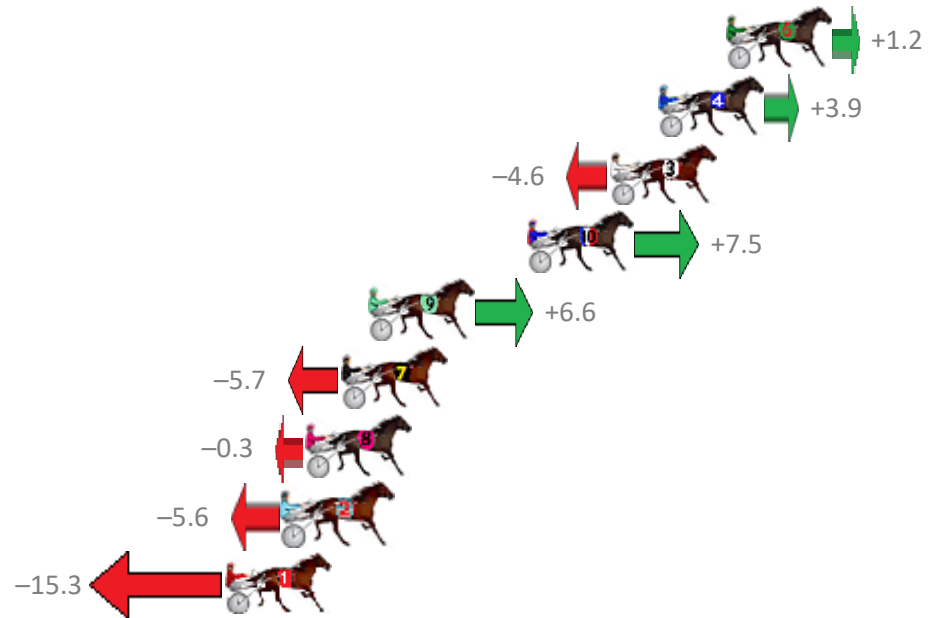
Redcliffe Race 3 Distance 1780m

Thursday, 2 November 2017

Gross Time: 2:12.50 MileRate: 1:59.80 LeadTime: 11.70s First Qtr: 31.20s Second Qtr: 31.50s Third Qtr: 29.20s Fourth Qtr: 28.90s

No	Horse	Plc	Margin	Time	800Time (W)	400 Time (W)
6	OUR BUSCEMI	1	0.0m	2:12.50	58.01s (1)	28.90s (1)
4	SKYLARHAIN	2	2.7m	2:12.70	57.82s (1)	28.73s (1)
3	MACHBINO	3	4.6m	2:12.83	58.43s (0)	29.12s (0)
10	ONE LAST ROLL	4	7.9m	2:13.07	57.56s (2)	29.30s (2)
9	WHAT A FLIGHT	5	14.2m	2:13.53	57.62s (1)	29.29s (2)
7	ARCHIECANO	6	15.3m	2:13.61	58.51s (0)	29.15s (0)
8	TRAIN WRECK	7	16.7m	2:13.71	58.12s (1)	29.02s (2)
2	BARBOO	8	17.6m	2:13.77	58.51s (1)	29.41s (1)
1	DALACOS EMPRESS	9	19.9m	2:13.94	59.21s (0)	29.82s (0)

Finish Position and metres gained from 800m



Trots Sectionals
 Powered by
www.pjdata.com.au
 Home of PJ Trots Analyser



The Racing Queensland Board (trading as Racing Queensland) and provider are not responsible for the completeness or accuracy of any of the information contained herein, and makes no representations about its suitability for any purpose.

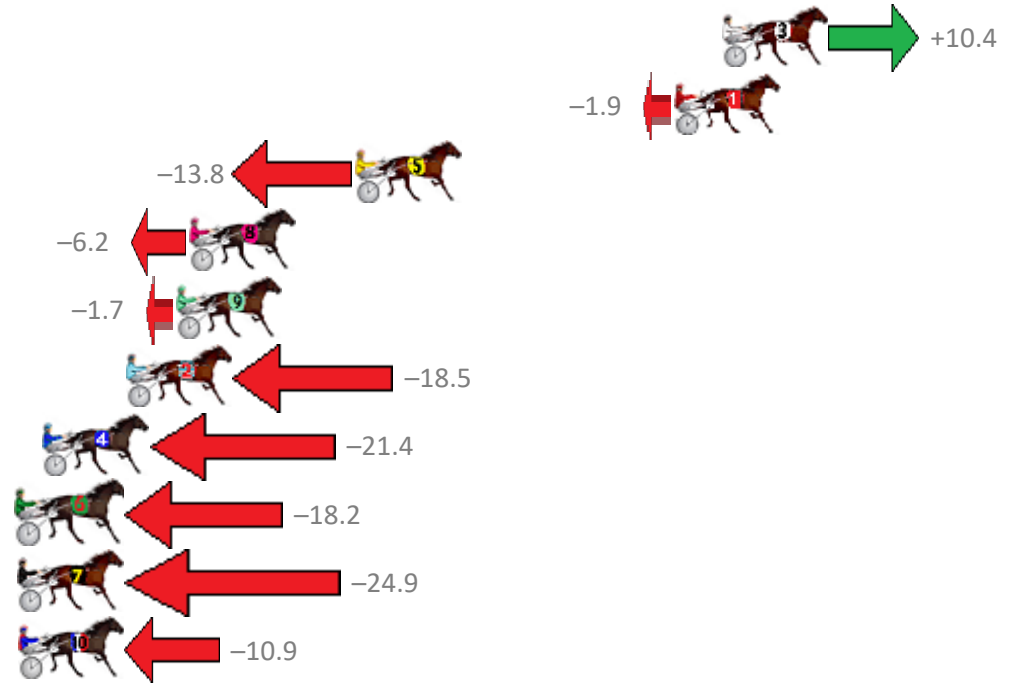
Redcliffe Race 4 Distance 1780m

Thursday, 2 November 2017

Gross Time: 2:10.70 MileRate: 1:58.20 LeadTime: 11.50s First Qtr: 29.30s Second Qtr: 31.40s Third Qtr: 28.80s Fourth Qtr: 29.70s

No	Horse	Plc	Margin	Time	800Time (W)	400 Time (W)
3	LATIN BEATS	1	0.0m	2:10.70	57.74s (1)	28.81s (2)
1	DOOLITTLE DOOFY	2	1.9m	2:10.84	58.64s (0)	29.84s (0)
5	THE FORMULA ONE	3	14.6m	2:11.78	59.51s (1)	30.62s (1)
8	MATTGREGOR STAR	4	21.2m	2:12.27	58.95s (1)	29.98s (1)
9	SCOTT TOM	5	21.7m	2:12.31	58.62s (1)	29.63s (1)
2	PROBABLE CAUSE	6	23.7m	2:12.46	59.85s (0)	30.88s (0)
4	ULTIMATE ATTACK	7	27.0m	2:12.70	60.06s (1)	31.04s (1)
6	VILLAGE TREASURE	8	35.2m	2:13.31	59.83s (0)	30.34s (0)
7	ROYAL LUCK	9	35.9m	2:13.37	60.32s (0)	30.95s (0)
10	IDEAL HOLMBOY	10	36.7m	2:13.42	59.30s (1)	30.48s (2)

Finish Position and metres gained from 800m



Trots Sectionals
 Powered by
www.pjdata.com.au
 Home of PJ Trots Analyser



The Racing Queensland Board (trading as Racing Queensland) and provider are not responsible for the completeness or accuracy of any of the information contained herein, and makes no representations about its suitability for any purpose.

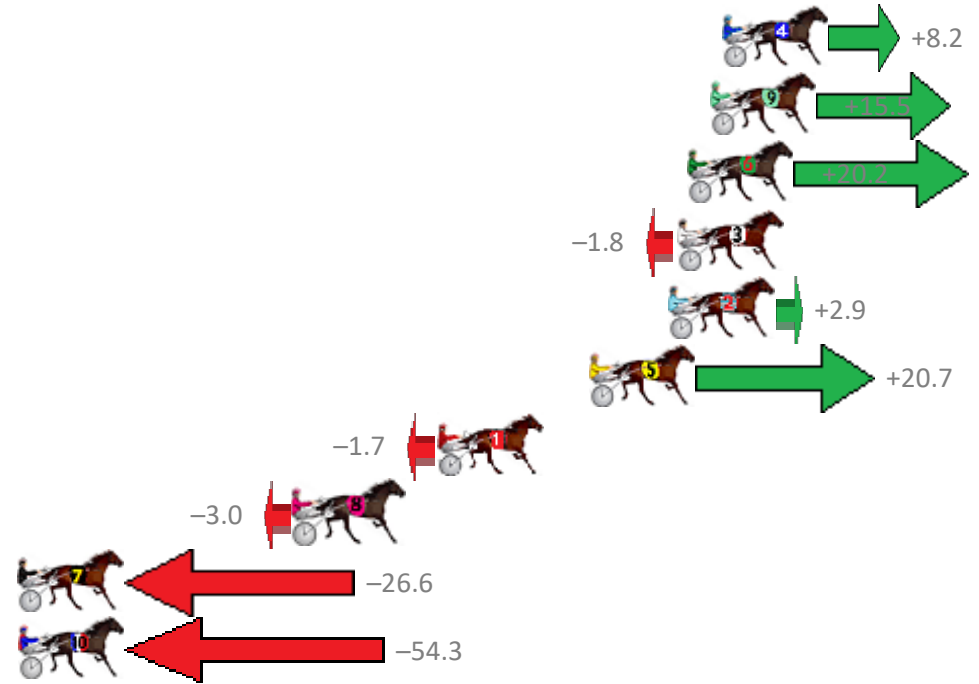
Redcliffe Race 5 Distance 2040m

Thursday, 2 November 2017

Gross Time: 2:31.40 MileRate: 1:59.40 LeadTime: 31.30s First Qtr: 31.50s Second Qtr: 29.50s Third Qtr: 29.00s Fourth Qtr: 30.10s

No	Horse	Plc	Margin	Time	800Time (W)	400 Time (W)
4	ZENMACH	1	0.0m	2:31.40	58.49s (1)	29.62s (2)
9	MAJOR STRIKE	2	0.5m	2:31.44	57.95s (1)	29.28s (1)
6	PASSIONATE FELLA	3	1.4m	2:31.51	57.61s (1)	29.02s (1)
3	SWIFT APPROVAL	4	1.8m	2:31.54	59.23s (0)	30.24s (0)
2	KATNISS	5	2.1m	2:31.56	58.89s (0)	29.93s (0)
5	RUATO BAY	6	5.3m	2:31.80	57.57s (1)	28.95s (1)
1	DOUBLE BAILEYS	7	11.3m	2:32.25	59.23s (0)	30.27s (0)
8	GHOST GUM	8	17.0m	2:32.68	59.32s (0)	30.36s (0)
7	GLENFERRIE BABY	9	28.8m	2:33.57	61.07s (1)	32.01s (1)
10	ADRIATIC COAST	10	82.3m	2:37.59	63.11s (0)	33.52s (0)

Finish Position and metres gained from 800m



Trots Sectionals
 Powered by
www.pjdata.com.au
 Home of PJ Trots Analyser



The Racing Queensland Board (trading as Racing Queensland) and provider are not responsible for the completeness or accuracy of any of the information contained herein, and makes no representations about its suitability for any purpose.

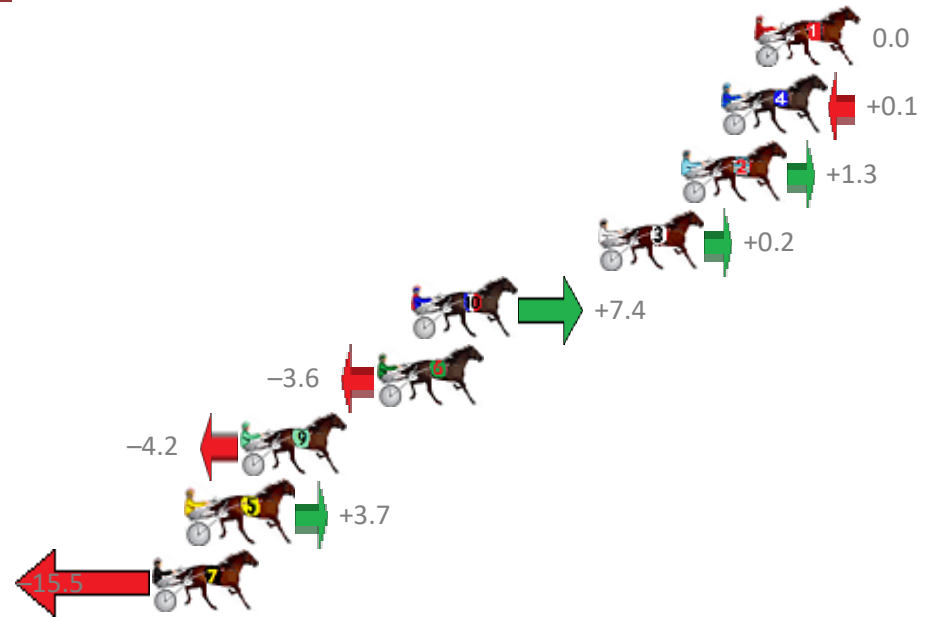
Redcliffe Race 6 Distance 1780m

Thursday, 2 November 2017

Gross Time: 2:12.80 MileRate: 2:00.10 LeadTime: 11.50s First Qtr: 31.10s Second Qtr: 32.20s Third Qtr: 29.90s Fourth Qtr: 28.10s

No	Horse	Plc	Margin	Time	800Time (W)	400 Time (W)
1	MASTER MONTANA	1	0.0m	2:12.80	58.00s (0)	28.10s (0)
4	ARBIT MAJOR	2	1.3m	2:12.89	57.99s (1)	28.15s (1)
2	KEARNEY LANE	3	2.9m	2:13.00	57.91s (0)	28.01s (0)
3	BLUE EYED CREATION	4	6.2m	2:13.24	57.99s (1)	28.13s (1)
10	FLASHING GOOD TIME	5	13.6m	2:13.76	57.46s (1)	28.21s (1)
6	THERESACHANCE	6	15.0m	2:13.85	58.26s (1)	28.87s (2)
9	MERRYLANDS MISS	7	20.4m	2:14.23	58.30s (1)	28.89s (2)
5	OUTINEQUA	8	22.5m	2:14.38	57.73s (1)	28.70s (2)
7	CAPTAIN CHARGE OVER	9	23.9m	2:14.48	59.12s (0)	29.09s (0)

Finish Position and metres gained from 800m



Trots Sectionals
 Powered by
www.pjdata.com.au
 Home of PJ Trots Analyser



The Racing Queensland Board (trading as Racing Queensland) and provider are not responsible for the completeness or accuracy of any of the information contained herein, and makes no representations about its suitability for any purpose.

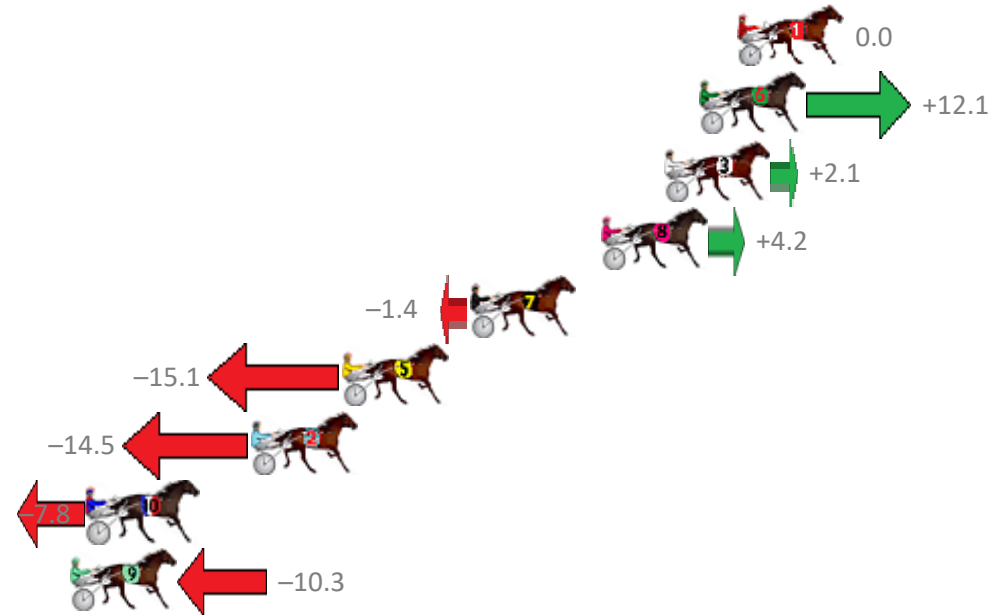
Redcliffe Race 7 Distance 1780m

Thursday, 2 November 2017

Gross Time: 2:11.80 MileRate: 1:59.10 LeadTime: 11.20s First Qtr: 29.20s Second Qtr: 31.60s Third Qtr: 29.50s Fourth Qtr: 30.30s

No	Horse	Plc	Margin	Time	800Time (W)	400 Time (W)
1	THE LUNCHBOX BULLY	1	0.0m	2:11.80	59.80s (0)	30.30s (0)
6	HEAVENS HINT	2	1.5m	2:11.91	58.90s (2)	29.49s (2)
3	BOB GAGE	3	2.9m	2:12.02	59.64s (1)	29.94s (1)
8	DOOLITTLE DANDY	4	5.4m	2:12.21	59.49s (1)	30.15s (2)
7	BHAPPY	5	10.6m	2:12.60	59.90s (0)	30.04s (0)
5	THE CARINGBAH KID	6	15.7m	2:12.99	60.93s (1)	31.32s (1)
2	LEO THE LION	7	19.3m	2:13.26	60.88s (0)	31.22s (0)
10	ARMBROS LAD	8	25.8m	2:13.75	60.38s (2)	30.66s (1)
9	THE JEWEL THIEF	9	26.5m	2:13.81	60.57s (0)	30.76s (0)

Finish Position and metres gained from 800m



Trots Sectionals
 Powered by
www.pjdata.com.au
 Home of PJ Trots Analyser



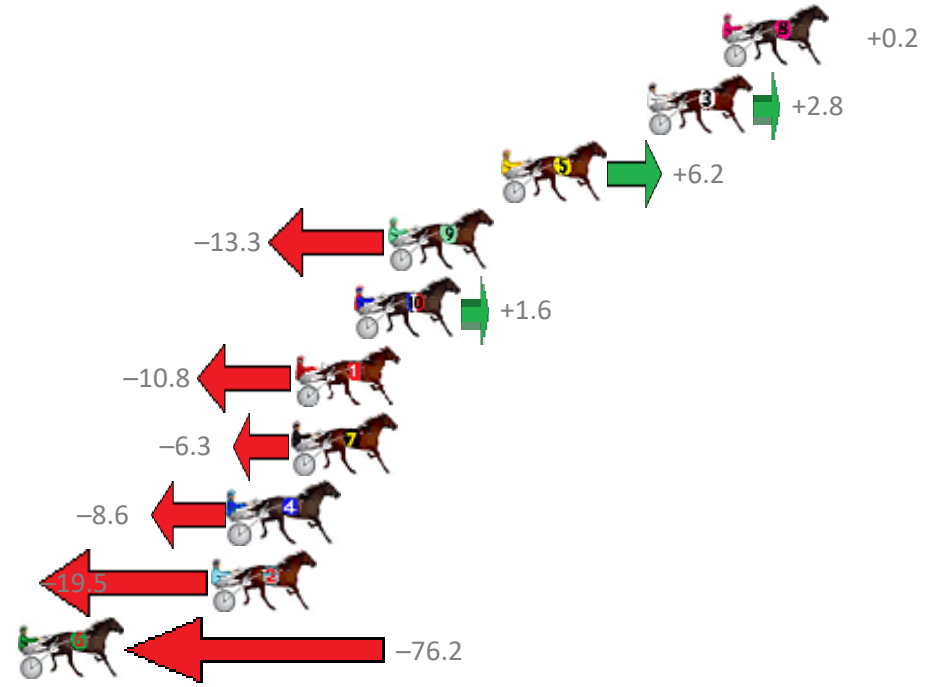
Redcliffe Race 8 Distance 2040m

Thursday, 2 November 2017

Gross Time: 2:32.50 MileRate: 2:00.30 LeadTime: 31.00s First Qtr: 31.00s Second Qtr: 29.60s Third Qtr: 29.50s Fourth Qtr: 31.40s

No	Horse	Plc	Margin	Time	800Time (W)	400 Time (W)
8	UNCLE JOHN	1	0.0m	2:32.50	60.88s (2)	31.40s (2)
3	OYSTER STRIDE	2	3.0m	2:32.74	60.69s (1)	31.23s (1)
5	CALCAVADO	3	8.8m	2:33.19	60.43s (2)	31.29s (2)
9	CHANG MAI	4	13.3m	2:33.54	61.91s (1)	32.40s (0)
10	TARIN KOWT	5	14.6m	2:33.65	60.78s (0)	31.78s (1)
1	ONE TO TANGO	6	17.0m	2:33.83	61.72s (0)	31.92s (0)
7	READILY	7	17.1m	2:33.84	61.38s (0)	31.58s (1)
4	GALLYMONT SPORT	8	19.6m	2:34.04	61.55s (1)	32.50s (2)
2	PANTHEON	9	20.3m	2:34.09	62.38s (0)	32.54s (0)
6	GLENCORE	10	118.2m	2:41.78	66.70s (0)	36.44s (0)

Finish Position and metres gained from 800m



Trots Sectionals
 Powered by
www.pjdata.com.au
 Home of PJ Trots Analyser



The Racing Queensland Board (trading as Racing Queensland) and provider are not responsible for the completeness or accuracy of any of the information contained herein, and makes no representations about its suitability for any purpose.

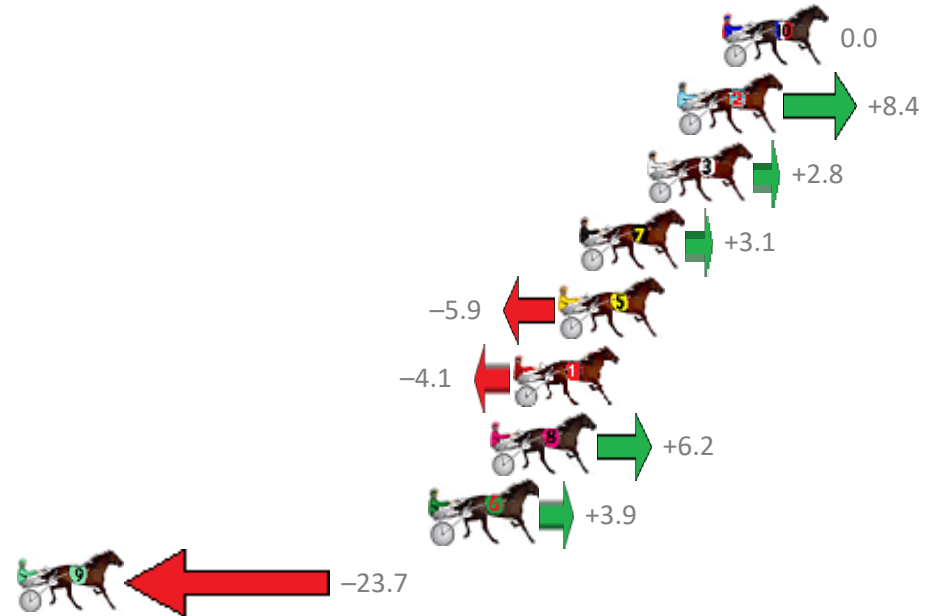
Redcliffe Race 9 Distance 1780m

Thursday, 2 November 2017

Gross Time: 2:09.80 MileRate: 1:57.30 LeadTime: 11.70s First Qtr: 28.90s Second Qtr: 29.90s Third Qtr: 30.10s Fourth Qtr: 29.20s

No	Horse	Plc	Margin	Time	800Time (W)	400 Time (W)
10	MAGNUSSEN	1	0.0m	2:09.80	59.30s (0)	29.19s (0)
2	SPONDOOLEY	2	1.8m	2:09.93	58.68s (1)	28.63s (1)
3	MR MEDDLE	3	3.0m	2:10.02	59.09s (1)	29.05s (1)
7	SAMS A CHAMP	4	5.7m	2:10.22	59.07s (0)	28.84s (0)
5	RIVERBOAT PRINCE	5	6.5m	2:10.27	59.74s (1)	29.67s (1)
1	GOOD FEELINGS	6	8.3m	2:10.41	59.60s (0)	29.41s (0)
8	CROWNING GLORY	7	9.2m	2:10.47	58.84s (0)	28.54s (0)
6	OUR PEPPERJACK	8	11.5m	2:10.64	59.01s (1)	28.97s (1)
9	PEPPERALL	9	44.5m	2:13.05	61.06s (0)	30.58s (0)

Finish Position and metres gained from 800m



Trots Sectionals
 Powered by
www.pjdata.com.au
 Home of PJ Trots Analyser



The Racing Queensland Board (trading as Racing Queensland) and provider are not responsible for the completeness or accuracy of any of the information contained herein, and makes no representations about its suitability for any purpose.