

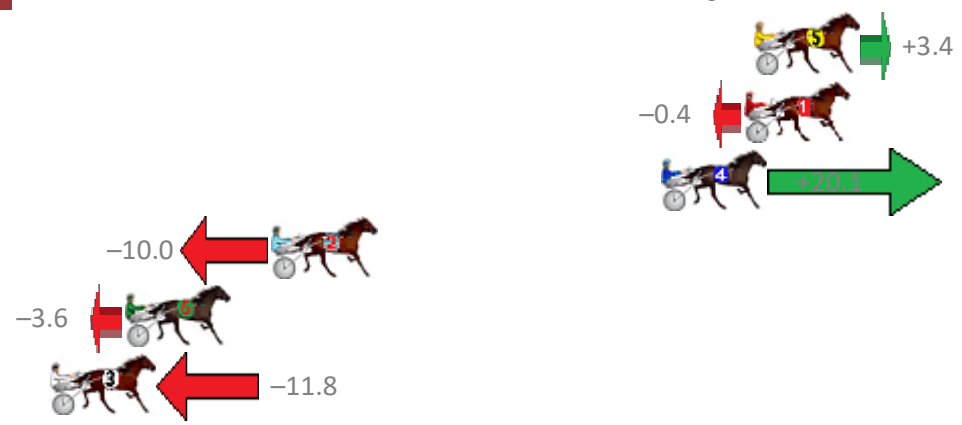
Albion Park Race 1 Distance 2138m

Friday, 27 October 2017

Gross Time: 2:46.50 MileRate: 2:02.40 LeadTime: 42.40s First Qtr: 31.20s Second Qtr: 30.80s Third Qtr: 29.90s Fourth Qtr: 32.20s

No	Horse	Plc	Margin	Time	800Time (W)	400 Time (W)
5	LOCHABER	1	0.0m	2:46.50	61.84s (1)	32.14s (1)
1	MY PRECIOUS YANKEE	2	0.4m	2:46.53	62.13s (0)	32.23s (0)
4	NORTHERN MUSCLE	3	3.7m	2:46.80	60.54s (1)	30.79s (1)
2	NORAHS FLING	4	19.2m	2:48.05	62.88s (0)	32.52s (0)
6	OUR KING OF COOL	5	25.0m	2:48.51	62.38s (0)	32.09s (1)
3	EL SWAVO	6	28.0m	2:48.75	63.02s (0)	32.15s (0)

Finish Position and metres gained from 800m



Trots Sectionals
 Powered by
www.pjdata.com.au
 Home of PJ Trots Analyser



The Racing Queensland Board (trading as Racing Queensland) and provider are not responsible for the completeness or accuracy of any of the information contained herein, and makes no representations about its suitability for any purpose.

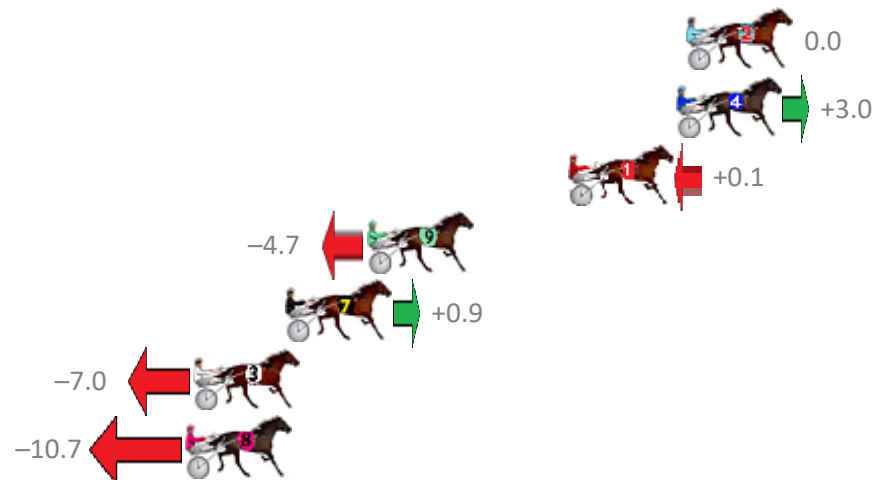
Albion Park Race 2 Distance 1660m

Friday, 27 October 2017

Gross Time: 1:59.90 MileRate: 1:56.30 LeadTime: 3.60s First Qtr: 27.90s Second Qtr: 31.00s Third Qtr: 30.00s Fourth Qtr: 27.40s

No	Horse	Plc	Margin	Time	800Time (W)	400 Time (W)
2	PARK LIFE	1	0.0m	1:59.90	57.40s (0)	27.40s (0)
4	MARETTI	2	0.4m	1:59.93	57.18s (1)	27.40s (1)
1	WHERES THE SPIRIT	3	4.7m	2:00.22	57.39s (0)	27.41s (0)
9	SNAKES N LADDERS	4	12.7m	2:00.77	57.74s (1)	27.78s (1)
7	BONNIE JUJON	5	15.9m	2:00.99	57.34s (1)	28.16s (2)
3	LIVING FREE	6	19.6m	2:01.24	57.90s (1)	28.02s (0)
8	MILLY BROMAC	7	19.9m	2:01.26	58.17s (0)	27.71s (1)

Finish Position and metres gained from 800m



Trots Sectionals
 Powered by
www.pjdata.com.au
 Home of PJ Trots Analyser



The Racing Queensland Board (trading as Racing Queensland) and provider are not responsible for the completeness or accuracy of any of the information contained herein, and makes no representations about its suitability for any purpose.

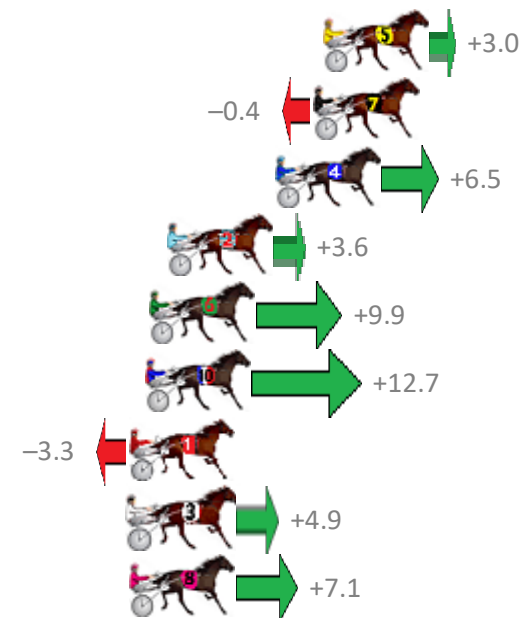
Albion Park Race 3 Distance 1660m

Friday, 27 October 2017

Gross Time: 1:59.80 MileRate: 1:56.10 LeadTime: 3.50s First Qtr: 28.00s Second Qtr: 29.10s Third Qtr: 29.10s Fourth Qtr: 30.10s

No Horse	Plc	Margin	Time	800Time (W)	400 Time (W)
5 CALL ME YOURS	1	0.0m	1:59.80	58.98s (1)	29.89s (1)
7 THE CARINGBAH KID	2	0.4m	1:59.83	59.23s (0)	30.13s (0)
4 MACHBINO	3	1.9m	1:59.94	58.72s (1)	29.72s (2)
2 DOOLITTLE DOOFY	4	6.2m	2:00.27	58.93s (0)	29.86s (0)
6 MY CHANGE OF HEART	5	6.9m	2:00.32	58.47s (1)	29.48s (2)
10 OUTINEQUA	6	7.1m	2:00.33	58.26s (0)	29.25s (0)
1 THE LUNCHBOX BULLY	7	7.7m	2:00.38	59.44s (0)	30.36s (0)
3 STELLAGREY	8	7.7m	2:00.38	58.84s (1)	29.84s (2)
8 LIVE IN STYLE	9	7.7m	2:00.38	58.67s (0)	29.64s (0)

Finish Position and metres gained from 800m



Trots Sectionals
 Powered by
www.pjdata.com.au
 Home of PJ Trots Analyser



The Racing Queensland Board (trading as Racing Queensland) and provider are not responsible for the completeness or accuracy of any of the information contained herein, and makes no representations about its suitability for any purpose.

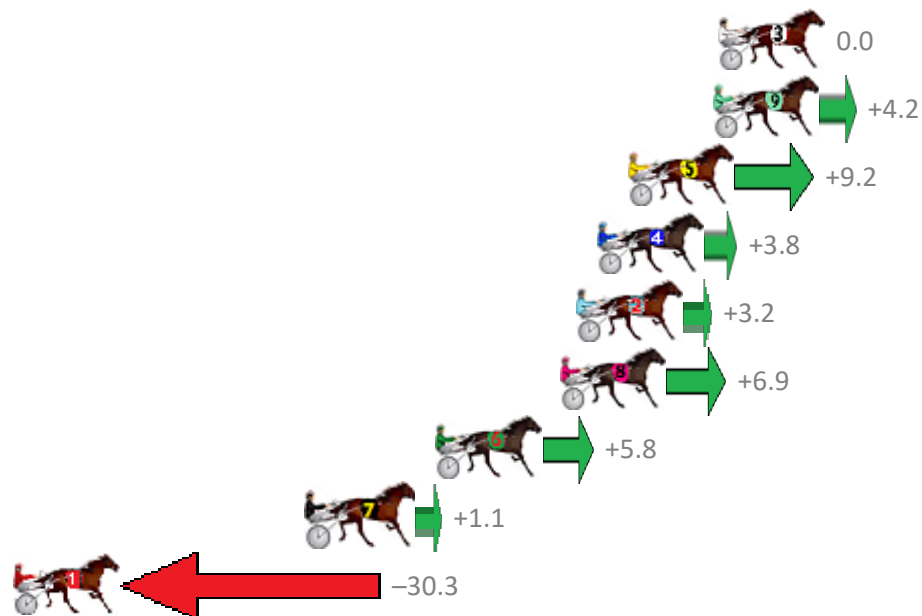
Albion Park Race 4 Distance 2138m

Friday, 27 October 2017

Gross Time: 2:34.10 MileRate: 1:56.00 LeadTime: 35.80s First Qtr: 30.30s Second Qtr: 29.10s Third Qtr: 29.70s Fourth Qtr: 29.20s

No	Horse	Plc	Margin	Time	800Time (W)	400 Time (W)
3	FON IDEAL	1	0.0m	2:34.10	58.90s (0)	29.20s (0)
9	WEE JIMMY	2	0.2m	2:34.11	58.59s (1)	29.10s (1)
5	DUKE JUJON	3	3.6m	2:34.36	58.22s (1)	28.72s (1)
4	SHEZABONNYGEM	4	4.8m	2:34.45	58.62s (1)	29.11s (1)
2	PROFICIENT	5	5.6m	2:34.51	58.66s (0)	28.85s (0)
8	MANDY KRIDEN	6	6.3m	2:34.56	58.39s (0)	28.59s (1)
6	ALTA SURREAL	7	11.2m	2:34.92	58.47s (1)	28.92s (2)
7	BURMACH	8	16.3m	2:35.29	58.82s (0)	28.99s (2)
1	GLENCORE	9	34.9m	2:36.65	61.13s (0)	31.30s (0)

Finish Position and metres gained from 800m



Trots Sectionals
 Powered by
www.pjdata.com.au
 Home of PJ Trots Analyser



The Racing Queensland Board (trading as Racing Queensland) and provider are not responsible for the completeness or accuracy of any of the information contained herein, and makes no representations about its suitability for any purpose.

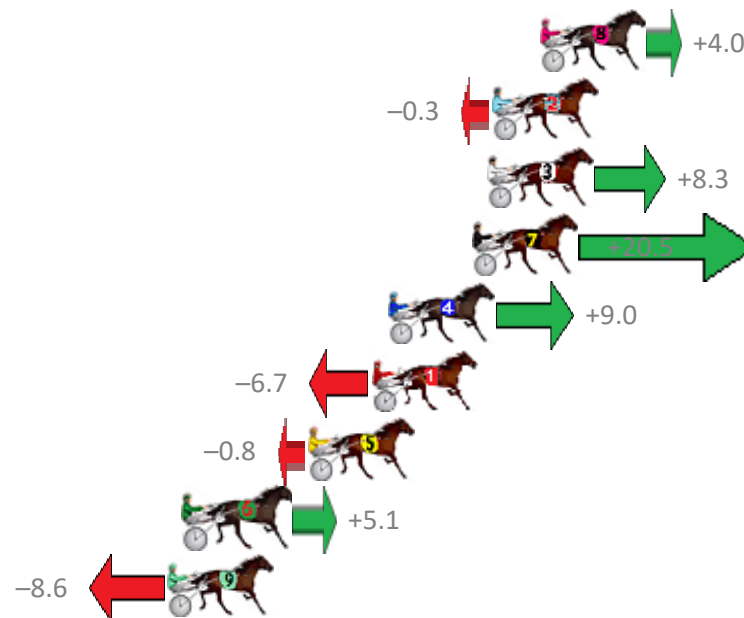
Albion Park Race 5 Distance 1660m

Friday, 27 October 2017

Gross Time: 1:57.60 MileRate: 1:54.00 LeadTime: 3.40s First Qtr: 27.50s Second Qtr: 28.60s Third Qtr: 28.70s Fourth Qtr: 29.40s

No	Horse	Plc	Margin	Time	800Time (W)	400 Time (W)
8	COMPLY OR DIE	1	0.0m	1:57.60	57.81s (0)	29.11s (0)
2	BUY CHEVRON DIRECT	2	1.9m	1:57.74	58.12s (1)	29.54s (1)
3	RAESAWINNER	3	2.1m	1:57.75	57.50s (1)	28.67s (1)
7	FLOYD MAYWEATHER	4	2.7m	1:57.80	56.61s (1)	28.64s (3)
4	SHAREAPASSION	5	6.0m	1:58.04	57.45s (2)	29.40s (2)
1	MACH CRUISER	6	6.7m	1:58.09	58.59s (0)	29.89s (0)
5	RORY MACH	7	9.2m	1:58.28	58.16s (0)	29.44s (0)
6	EPIRUS BOY	8	14.1m	1:58.64	57.73s (2)	29.67s (2)
9	CHILLA BREEZE	9	14.8m	1:58.69	58.72s (1)	29.91s (1)

Finish Position and metres gained from 800m



Trots Sectionals
 Powered by
www.pjdata.com.au
 Home of PJ Trots Analyser



The Racing Queensland Board (trading as Racing Queensland) and provider are not responsible for the completeness or accuracy of any of the information contained herein, and makes no representations about its suitability for any purpose.


Albion Park Race 6 Distance 1660m

Friday, 27 October 2017

Gross Time: 1:57.90 MileRate: 1:54.30 LeadTime: 3.60s First Qtr: 27.70s Second Qtr: 28.60s Third Qtr: 29.50s Fourth Qtr: 28.50s

No	Horse	Plc	Margin	Time	800Time (W)	400 Time (W)
3	ANYCHANCE	1	0.0m	1:57.90	57.75s (1)	28.40s (1)
4	GAME WE PLAY	2	0.8m	1:57.96	58.06s (0)	28.56s (0)
8	POMPIDOU	3	3.7m	1:58.16	57.64s (0)	28.14s (0)
1	SIR REGAL DELIGHT	4	4.0m	1:58.19	57.97s (0)	28.46s (0)
2	GUYS BETTOR BET	5	5.5m	1:58.29	57.79s (1)	28.38s (1)
10	BULL MARKET	6	7.4m	1:58.43	57.26s (1)	28.03s (2)
6	NUREYEV	7	8.9m	1:58.53	57.57s (2)	28.75s (2)
5	MONTCALM	8	9.0m	1:58.54	56.55s (1)	28.12s (1)
9	MAYWYNS BEST	9	11.7m	1:58.73	57.92s (1)	28.64s (2)
7	LIKEALLOFUS	10	15.8m	1:59.03	57.45s (1)	28.81s (3)

Finish Position and metres gained from 800m



Trots Sectionals
 Powered by
www.pjdata.com.au
 Home of PJ Trots Analyser



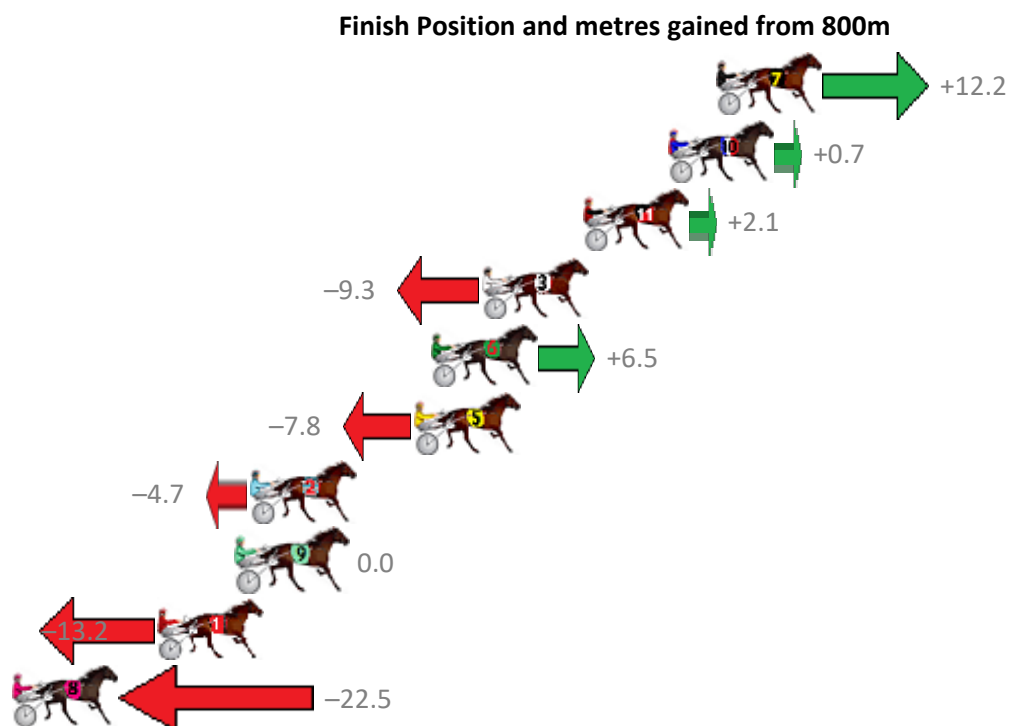
The Racing Queensland Board (trading as Racing Queensland) and provider are not responsible for the completeness or accuracy of any of the information contained herein, and makes no representations about its suitability for any purpose.

Albion Park Race 7 Distance 2138m

Friday, 27 October 2017

Gross Time: 2:34.40 MileRate: 1:56.20 LeadTime: 37.50s First Qtr: 30.50s Second Qtr: 28.50s Third Qtr: 28.70s Fourth Qtr: 29.20s

No	Horse	Plc	Margin	Time	800Time (W)	400 Time (W)
7	ONE MANS PASS	1	0.0m	2:34.40	57.02s (1)	28.46s (1)
10	OLIVER WINKLE	2	1.9m	2:34.54	57.85s (1)	29.28s (1)
11	JANUARY	3	5.3m	2:34.79	57.75s (1)	29.18s (1)
3	HE GETS IT	4	9.3m	2:35.08	58.57s (0)	29.88s (0)
6	BLACK BELT	5	11.3m	2:35.22	57.43s (1)	28.94s (1)
5	CATCH THE BREEZE	6	12.0m	2:35.28	58.46s (0)	29.77s (0)
2	MASTER MONTANA	7	18.5m	2:35.75	58.24s (0)	29.51s (0)
9	JIMMY NGA	8	19.0m	2:35.79	57.90s (0)	29.20s (0)
1	SUGARMAMA	9	22.2m	2:36.02	58.86s (0)	30.12s (0)
8	SAND SAFARI	10	46.1m	2:37.77	59.53s (0)	30.26s (0)



Trots Sectionals
 Powered by
www.pjdata.com.au
 Home of PJ Trots Analyser

