

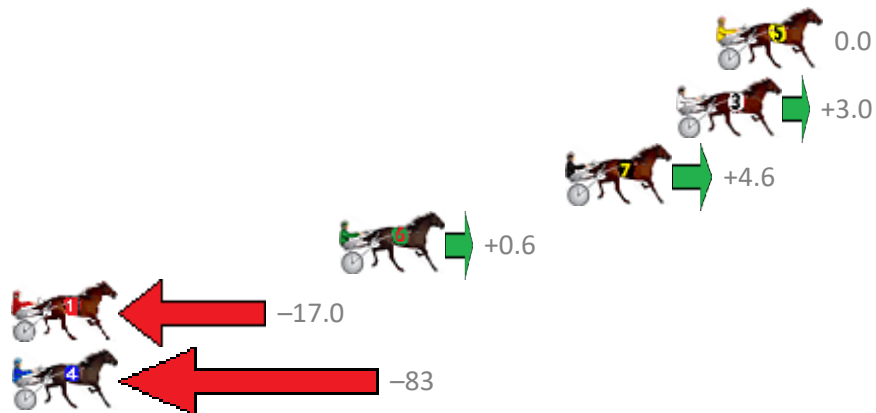
Albion Park Race 1 Distance 2138m

Tuesday, 17 October 2017

Gross Time: 2:47.70 MileRate: 2:06.20 LeadTime: 44.60s First Qtr: 31.50s Second Qtr: 33.30s Third Qtr: 29.70s Fourth Qtr: 28.60s

No	Horse	Plc	Margin	Time	800Time (W)	400 Time (W)
5	ALL STAR ANGUS	1	0.0m	2:47.70	58.30s (0)	28.60s (0)
3	ILLDOITWHENIMREADY	2	1.6m	2:47.81	58.08s (0)	28.40s (0)
7	MR MAYFLY	3	6.0m	2:48.13	57.96s (0)	28.36s (0)
6	MONORAIL	4	15.0m	2:48.77	58.26s (0)	28.87s (1)
1	LAVROS SEGIL	5	41.8m	2:50.69	59.54s (0)	30.42s (1)
4	CHIVILCOY	6	137.2m	2:57.51	64.29s (0)	31.26s (0)

Finish Position and metres gained from 800m



Trots Sectionals
 Powered by
www.pjdata.com.au
 Home of PJ Trots Analyser



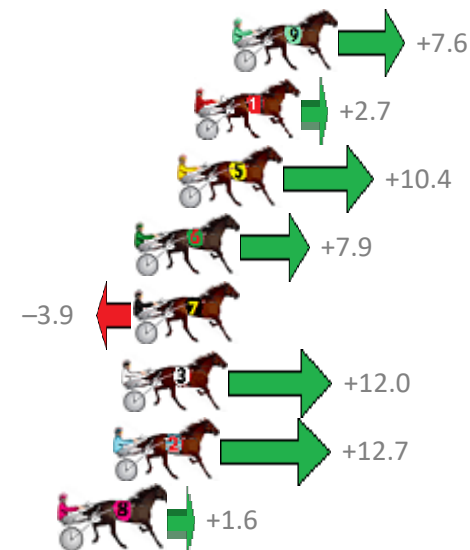
Albion Park Race 2 Distance 1660m

Tuesday, 17 October 2017

Gross Time: 2:00.00 MileRate: 1:56.40 LeadTime: 3.30s First Qtr: 26.70s Second Qtr: 31.90s Third Qtr: 28.90s Fourth Qtr: 29.20s

No	Horse	Plc	Margin	Time	800Time (W)	400 Time (W)
9	EARL JUJON	1	0.0m	2:00.00	57.55s (1)	29.13s (1)
1	IM NORMA JEAN	2	1.5m	2:00.11	57.90s (0)	28.96s (0)
5	BOBBIES GIRL	3	2.2m	2:00.16	57.34s (0)	28.31s (0)
6	MERRYLANDS MISS	4	3.9m	2:00.28	57.53s (1)	29.02s (1)
7	JACKS AT THE BEACH	5	3.9m	2:00.28	58.38s (0)	29.48s (0)
3	HE GETS IT	6	4.4m	2:00.32	57.23s (1)	28.69s (1)
2	OUR BUSCEMI	7	4.7m	2:00.34	57.18s (0)	28.29s (1)
8	REGAL NIGHTSHADE	8	6.8m	2:00.50	57.98s (0)	29.00s (0)

Finish Position and metres gained from 800m



Trots Sectionals
 Powered by
www.pjdata.com.au
 Home of PJ Trots Analyser




Albion Park Race 3 Distance 1660m

Tuesday, 17 October 2017

Gross Time: 1:59.90 MileRate: 1:56.30 LeadTime: 3.50s First Qtr: 29.50s Second Qtr: 30.50s Third Qtr: 28.10s Fourth Qtr: 28.30s

No	Horse	Plc	Margin	Time	800Time (W)	400 Time (W)
9	BODHI TREE	1	0.0m	1:59.90	56.15s (1)	28.03s (1)
1	BLINGITTOTHEMAX	2	2.0m	2:00.04	56.54s (0)	28.44s (0)
7	ELMAUR JOY	3	5.6m	2:00.30	56.10s (0)	28.02s (0)
3	BROADWATER	4	9.3m	2:00.56	56.48s (1)	28.32s (1)
8	ONE LAST ROLL	5	12.8m	2:00.81	56.96s (0)	28.85s (0)
2	MONKSEATON	6	13.6m	2:00.86	56.48s (1)	28.33s (1)
4	ELZBOY	7	14.6m	2:00.93	55.98s (0)	27.96s (0)
6	MAKE A POINT	8	15.2m	2:00.98	56.43s (0)	28.36s (0)
5	KATNISS	9	16.0m	2:01.03	56.30s (1)	28.17s (1)



Trots Sectionals
 Powered by
www.pjdata.com.au
 Home of PJ Trots Analyser



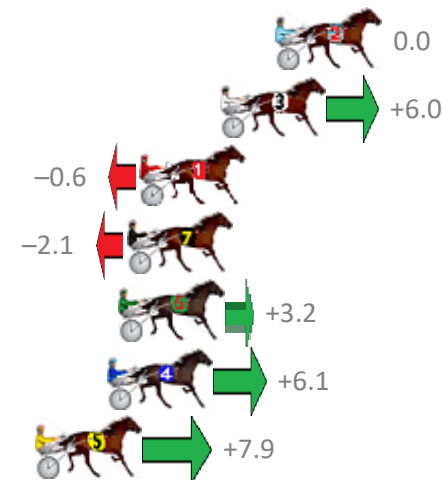
Albion Park Race 4 Distance 1660m

Tuesday, 17 October 2017

Gross Time: 1:58.50 MileRate: 1:54.90 LeadTime: 3.50s First Qtr: 27.90s Second Qtr: 30.10s Third Qtr: 28.30s Fourth Qtr: 28.70s

No	Horse	Plc	Margin	Time	800Time (W)	400 Time (W)
2	GANGSTER BOY	1	0.0m	1:58.50	57.00s (0)	28.70s (0)
3	SHAREAPASSION	2	2.2m	1:58.66	56.57s (1)	28.40s (2)
1	FLOYD MAYWEATHER	3	5.4m	1:58.89	57.04s (0)	28.76s (0)
7	BLUE POINTER	4	5.9m	1:58.92	57.15s (1)	28.85s (1)
6	MOHEGAN SUN	5	6.2m	1:58.94	56.77s (0)	28.50s (0)
4	STIRLING WILLIAM	6	6.7m	1:58.98	56.57s (1)	28.36s (2)
5	BIO MARINUS	7	9.5m	1:59.18	56.44s (1)	28.18s (1)

Finish Position and metres gained from 800m



Trots Sectionals
 Powered by
www.pjdata.com.au
 Home of PJ Trots Analyser



The Racing Queensland Board (trading as Racing Queensland) and provider are not responsible for the completeness or accuracy of any of the information contained herein, and makes no representations about its suitability for any purpose.

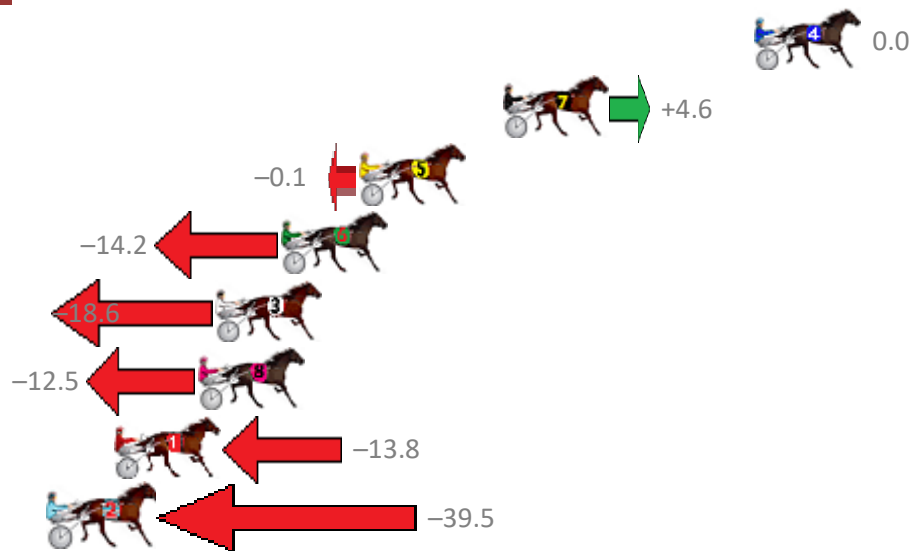
Albion Park Race 5 Distance 1119m

Tuesday, 17 October 2017

Gross Time: 1:17.30 MileRate: 1:51.20 LeadTime: 0.00s First Qtr: 0.00s Second Qtr: 0.00s Third Qtr: 27.60s Fourth Qtr: 28.60s

No	Horse	Plc	Margin	Time	800Time (W)	400 Time (W)
4	RIVERLEIGH ROCKET	1	0.0m	1:17.30	56.20s (0)	28.60s (0)
7	ALTA SURREAL	2	10.0m	1:18.01	55.88s (1)	28.46s (3)
5	MY AJAYE	3	15.7m	1:18.42	56.21s (2)	28.54s (2)
6	FON IDEAL	4	18.8m	1:18.64	57.20s (2)	29.34s (2)
3	ERNIE BARRASSO	5	21.4m	1:18.83	57.51s (1)	29.64s (1)
8	DONNY JONES	6	22.1m	1:18.88	57.08s (1)	29.34s (1)
1	PROFICIENT	7	25.4m	1:19.12	57.17s (0)	29.43s (0)
2	GLOWING COURAGE	8	44.3m	1:20.47	58.97s (0)	31.14s (0)

Finish Position and metres gained from 800m



Trots Sectionals
 Powered by
www.pjdata.com.au
 Home of PJ Trots Analyser



The Racing Queensland Board (trading as Racing Queensland) and provider are not responsible for the completeness or accuracy of any of the information contained herein, and makes no representations about its suitability for any purpose.

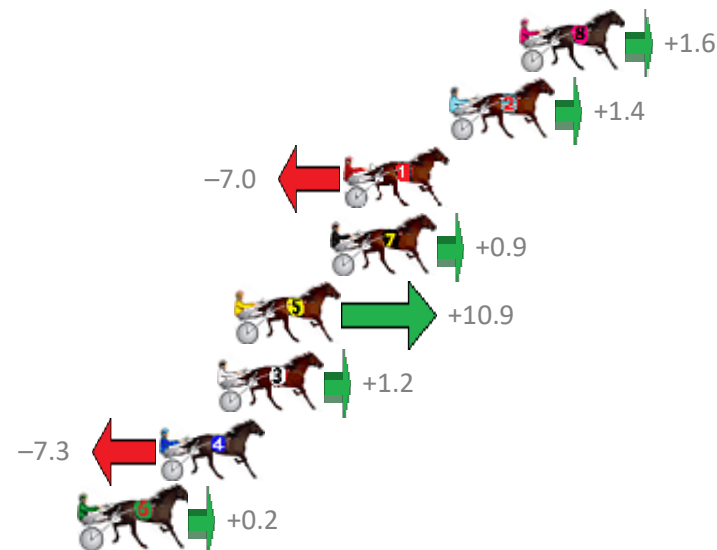
Albion Park Race 6 Distance 2138m

Tuesday, 17 October 2017

Gross Time: 2:36.10 MileRate: 1:57.50 LeadTime: 38.10s First Qtr: 29.90s Second Qtr: 31.90s Third Qtr: 28.50s Fourth Qtr: 27.70s

No	Horse	Plc	Margin	Time	800Time (W)	400 Time (W)
8	ANYCHANCE	1	0.0m	2:36.10	56.09s (1)	27.58s (1)
2	OASIS DREAM	2	2.8m	2:36.29	56.10s (0)	27.48s (0)
1	GEORGIA GRACE	3	7.0m	2:36.58	56.69s (0)	28.18s (0)
7	ALWAYS MY MATE	4	7.5m	2:36.62	56.14s (0)	27.49s (0)
5	SIR REGAL DELIGHT	5	11.3m	2:36.88	55.43s (1)	26.81s (1)
3	RARING TO GO	6	12.0m	2:36.93	56.12s (1)	27.51s (1)
4	OCEANS PREDATOR	7	14.3m	2:37.09	56.71s (1)	28.11s (1)
6	SWEET AS CANDY	8	17.4m	2:37.30	56.19s (1)	27.56s (1)

Finish Position and metres gained from 800m



Trots Sectionals
 Powered by
www.pjdata.com.au
 Home of PJ Trots Analyser



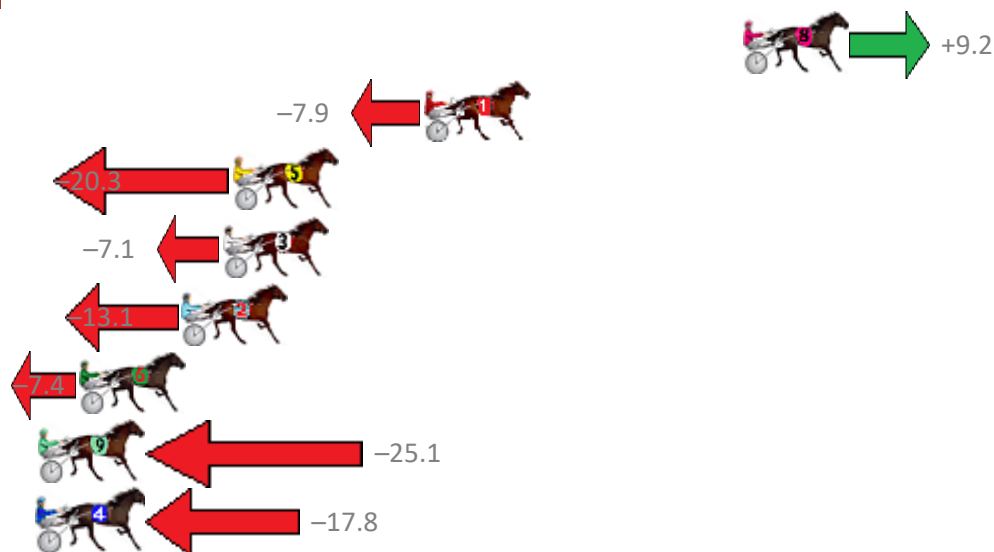
Albion Park Race 7 Distance 2138m

Tuesday, 17 October 2017

Gross Time: 2:35.40 MileRate: 1:57.00 LeadTime: 37.10s First Qtr: 31.00s Second Qtr: 30.30s Third Qtr: 28.60s Fourth Qtr: 28.40s

No	Horse	Plc	Margin	Time	800Time (W)	400 Time (W)
8	TOP TRIO	1	0.0m	2:35.40	56.34s (0)	27.80s (1)
1	KURAHAUPO GAMBLER	2	12.7m	2:36.30	57.56s (0)	28.99s (0)
5	MOONLIGHT EYRE	3	20.3m	2:36.84	58.45s (0)	29.84s (0)
3	NOLONGA YOUR CHOIC	4	20.7m	2:36.87	57.51s (0)	28.99s (0)
2	HARD TO HEAR	5	22.3m	2:36.98	57.93s (1)	28.99s (2)
6	RIVERBOAT PRINCE	6	26.4m	2:37.27	57.53s (1)	28.93s (1)
9	SURFACE TO AIR	7	29.5m	2:37.49	58.79s (1)	29.84s (2)
4	OFFICIANADO	8	32.2m	2:37.69	58.27s (1)	29.62s (3)

Finish Position and metres gained from 800m



Trots Sectionals
 Powered by
www.pjdata.com.au
 Home of PJ Trots Analyser



The Racing Queensland Board (trading as Racing Queensland) and provider are not responsible for the completeness or accuracy of any of the information contained herein, and makes no representations about its suitability for any purpose.


Albion Park Race 8 Distance 1660m

Tuesday, 17 October 2017

Gross Time: 2:00.70 MileRate: 1:57.00 LeadTime: 3.40s First Qtr: 27.70s Second Qtr: 31.80s Third Qtr: 28.80s Fourth Qtr: 29.00s

No Horse	Plc	Margin	Time	800Time (W)	400 Time (W)
3 DOMESTIC ART	1	0.0m	2:00.70	57.80s (0)	29.00s (0)
1 PURE MADNESS	2	0.4m	2:00.73	57.50s (0)	28.59s (0)
8 TAKALOOKATMENOW	3	3.6m	2:00.96	57.38s (0)	28.45s (0)
7 GLENCORE	4	4.1m	2:01.00	57.91s (1)	29.11s (1)
9 BRONZE ECSTASY	5	4.6m	2:01.03	57.25s (1)	28.36s (2)
5 GOTTA GO RALPHIE	6	5.5m	2:01.10	57.14s (0)	28.31s (1)
2 MY LADY LINDA	7	5.6m	2:01.11	57.67s (1)	28.83s (1)
11 BLISSFULINFIDELITY	8	6.2m	2:01.15	56.60s (2)	27.84s (3)
10 GLOVEMAN GILLY	9	8.8m	2:01.34	57.16s (1)	28.27s (2)
12 PRECIOUS CULLEN	10	10.2m	2:01.44	56.53s (2)	27.75s (2)
4 SOLDIER OF FORTUNE	11	12.9m	2:01.64	56.88s (1)	28.31s (0)

Finish Position and metres gained from 800m



Trots Sectionals
 Powered by
www.pjdata.com.au
 Home of PJ Trots Analyser



The Racing Queensland Board (trading as Racing Queensland) and provider are not responsible for the completeness or accuracy of any of the information contained herein, and makes no representations about its suitability for any purpose.