

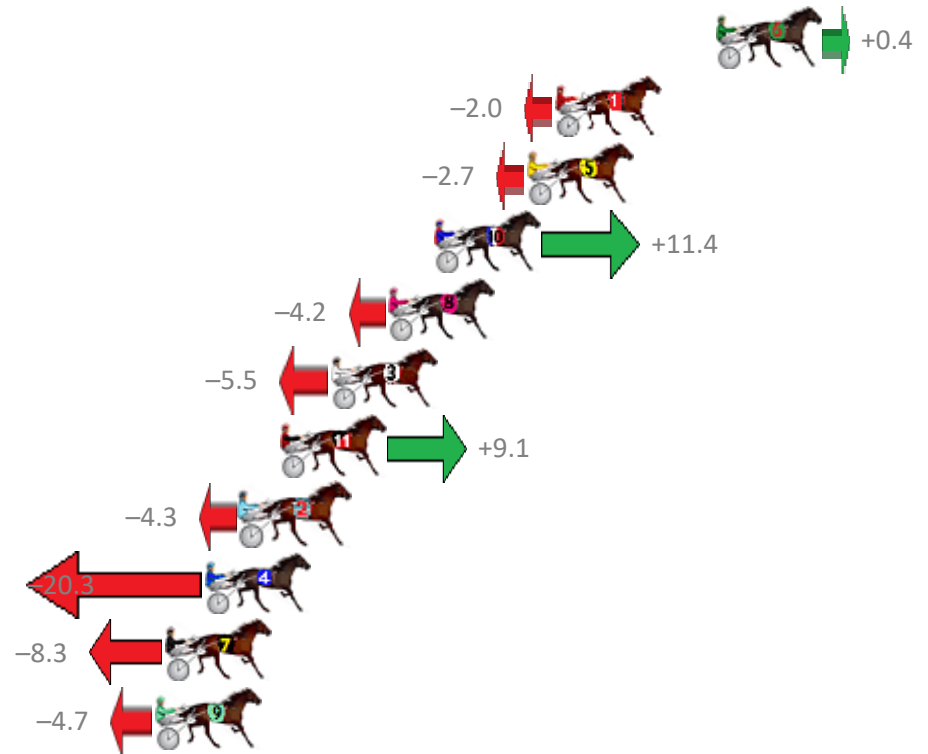
Albion Park Race 1 Distance 2138m

Saturday, 14 October 2017

Gross Time: 2:35.00 MileRate: 1:56.70 LeadTime: 37.90s First Qtr: 31.20s Second Qtr: 29.90s Third Qtr: 27.80s Fourth Qtr: 28.20s

No	Horse	Plc	Margin	Time	800Time (W)	400 Time (W)
6	POMPIDOU	1	0.0m	2:35.00	55.97s (1)	28.20s (1)
1	THE DUKE DOWNUNDE	2	6.4m	2:35.45	56.14s (0)	28.34s (0)
5	NOLONGA YOUR CHOIC	3	7.5m	2:35.53	56.19s (1)	28.42s (1)
10	WEE JIMMY	4	11.2m	2:35.79	55.20s (2)	27.81s (2)
8	RUATO BAY	5	13.0m	2:35.92	56.29s (0)	28.50s (0)
3	GERONIMO BEAU	6	15.3m	2:36.08	56.38s (1)	28.56s (1)
11	CASINO TOMMY	7	17.3m	2:36.22	55.36s (1)	28.04s (1)
2	ROCKY CARRINGTON	8	18.9m	2:36.33	56.30s (1)	28.47s (1)
4	ZALTA	9	20.3m	2:36.43	57.42s (0)	29.63s (0)
7	CRUISIN CARL	10	21.9m	2:36.54	56.58s (0)	28.74s (0)
9	OLIVER WINKLE	11	22.3m	2:36.57	56.33s (2)	28.91s (2)

Finish Position and metres gained from 800m



Trots Sectionals
 Powered by
www.pjdata.com.au
 Home of PJ Trots Analyser



The Racing Queensland Board (trading as Racing Queensland) and provider are not responsible for the completeness or accuracy of any of the information contained herein, and makes no representations about its suitability for any purpose.


Albion Park Race 2 Distance 1660m

Saturday, 14 October 2017

Gross Time: 1:56.60 MileRate: 1:53.10 LeadTime: 3.50s First Qtr: 27.00s Second Qtr: 30.30s Third Qtr: 27.60s Fourth Qtr: 28.20s

NoHorse	Plc	Margin	Time	800Time (W)	400 Time (W)
7 WITHALOTOFLUCK	1	0.0m	1:56.60	54.89s (0)	27.42s (1)
1 POLISHED ROCKS	2	3.3m	1:56.83	56.03s (0)	28.43s (0)
6 FEEL THE COURAGE	3	4.3m	1:56.90	55.96s (1)	28.39s (1)
5 LANCELOT BROMAC	4	5.8m	1:57.01	54.96s (0)	27.51s (1)
9 MURANO	5	6.8m	1:57.08	55.52s (1)	28.26s (2)
2 MACHIN OUT	6	7.6m	1:57.14	55.90s (1)	28.28s (1)
8 THE PACMAN	7	9.0m	1:57.23	56.13s (0)	28.45s (0)
10 VILLAGE WITCH	8	12.6m	1:57.49	55.60s (1)	28.31s (2)
12 IM JOHNNY JET	9	13.5m	1:57.55	56.14s (0)	28.43s (0)
4 WYNBERG TERROR	10	14.2m	1:57.60	55.35s (1)	27.95s (2)
3 LENNY THE LEGEND	11	21.1m	1:58.09	55.36s (2)	28.11s (4)
11 CROFT BAY	12	21.6m	1:58.12	55.76s (2)	28.37s (3)

Finish Position and metres gained from 800m



Trots Sectionals
 Powered by
www.pjdata.com.au
 Home of PJ Trots Analyser



The Racing Queensland Board (trading as Racing Queensland) and provider are not responsible for the completeness or accuracy of any of the information contained herein, and makes no representations about its suitability for any purpose.

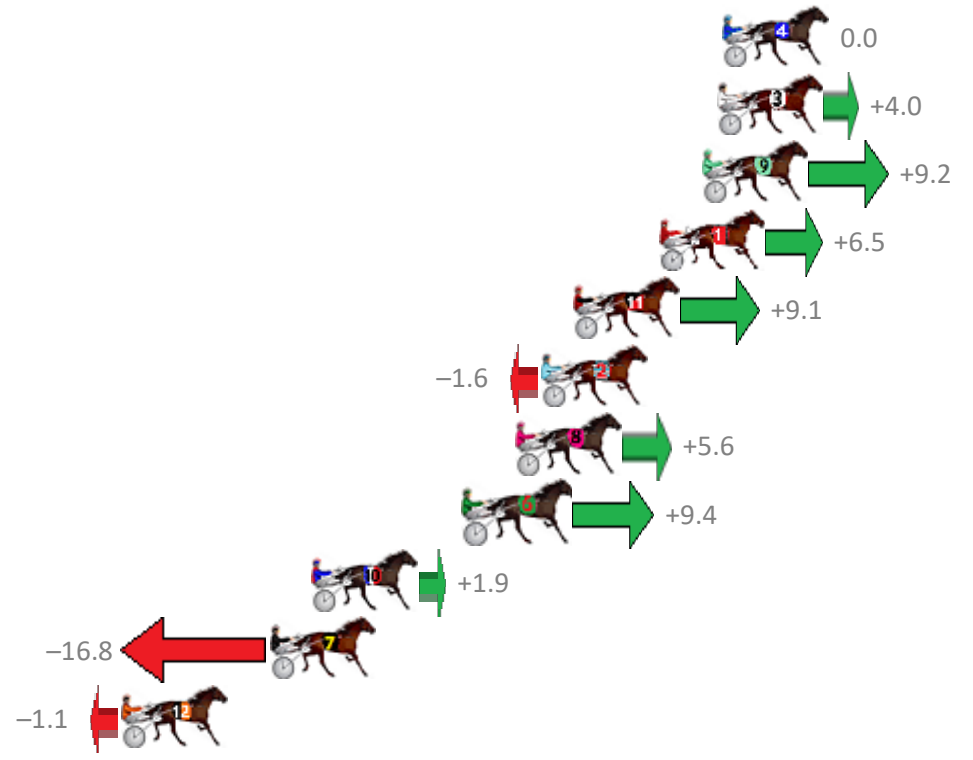
Albion Park Race 3 Distance 2138m

Saturday, 14 October 2017

Gross Time: 2:34.60 MileRate: 1:56.40 LeadTime: 36.70s First Qtr: 30.90s Second Qtr: 30.50s Third Qtr: 28.10s Fourth Qtr: 28.40s

No Horse	Plc	Margin	Time	800Time (W)	400 Time (W)
4 CULLEY BACKY	1	0.0m	2:34.60	56.50s (0)	28.40s (0)
3 REMEMBER RUBY	2	0.2m	2:34.61	56.22s (0)	28.07s (0)
9 REDS JET STAR	3	0.8m	2:34.66	55.85s (1)	27.79s (1)
1 BETTABE PERFECT	4	2.5m	2:34.78	56.04s (0)	27.88s (0)
11 PHILANDERER	5	5.9m	2:35.02	55.86s (1)	27.84s (1)
2 ALTA SURREAL	6	7.2m	2:35.11	56.61s (1)	28.54s (1)
8 LIKEALLOFUS	7	8.2m	2:35.18	56.10s (0)	27.95s (0)
6 SOMETHING EYRE	8	10.2m	2:35.32	55.84s (1)	27.83s (1)
10 MIDNIGHT PROWLER	9	16.3m	2:35.76	56.37s (0)	28.18s (0)
7 DIESEL SHANNON	10	18.0m	2:35.88	57.69s (1)	29.66s (1)
12 SUPALINER	11	23.9m	2:36.30	56.58s (0)	28.45s (1)

Finish Position and metres gained from 800m



Trots Sectionals
 Powered by
www.pjdata.com.au
 Home of PJ Trots Analyser



The Racing Queensland Board (trading as Racing Queensland) and provider are not responsible for the completeness or accuracy of any of the information contained herein, and makes no representations about its suitability for any purpose.


Albion Park Race 4 Distance 2138m

Saturday, 14 October 2017

Gross Time: 2:37.30 MileRate: 1:58.40 LeadTime: 37.90s First Qtr: 30.50s Second Qtr: 30.90s Third Qtr: 28.40s Fourth Qtr: 29.60s

No	Horse	Plc	Margin	Time	800Time (W)	400 Time (W)
2	FRANCO SALISBURY	1	0.0m	2:37.30	56.61s (1)	28.39s (1)
5	MY ULTIMATE FELLA	2	0.4m	2:37.33	57.80s (1)	29.63s (1)
4	BACCHUS RAUCOUS	3	0.5m	2:37.34	57.43s (1)	29.22s (1)
3	JACK HAMMER	4	1.7m	2:37.43	57.14s (1)	28.88s (1)
8	MAGOOGAN	5	5.2m	2:37.68	58.03s (0)	29.26s (0)
11	RIVERLEIGH JEFF	6	6.1m	2:37.75	57.75s (0)	28.96s (0)
1	KARLOO MAC	7	11.0m	2:38.11	58.80s (0)	30.03s (0)
9	JACKS COMMAND	8	18.5m	2:38.67	57.62s (1)	29.40s (1)
10	WIN OR DIE	9	21.3m	2:38.88	57.91s (2)	30.16s (2)
7	AMERICANHIGHLIGHTS	10	25.4m	2:39.18	57.84s (2)	30.06s (2)
6	ARCHIECANO	11	28.2m	2:39.39	58.93s (0)	30.19s (0)

Finish Position and metres gained from 800m



Trots Sectionals
 Powered by
www.pjdata.com.au
 Home of PJ Trots Analyser



The Racing Queensland Board (trading as Racing Queensland) and provider are not responsible for the completeness or accuracy of any of the information contained herein, and makes no representations about its suitability for any purpose.

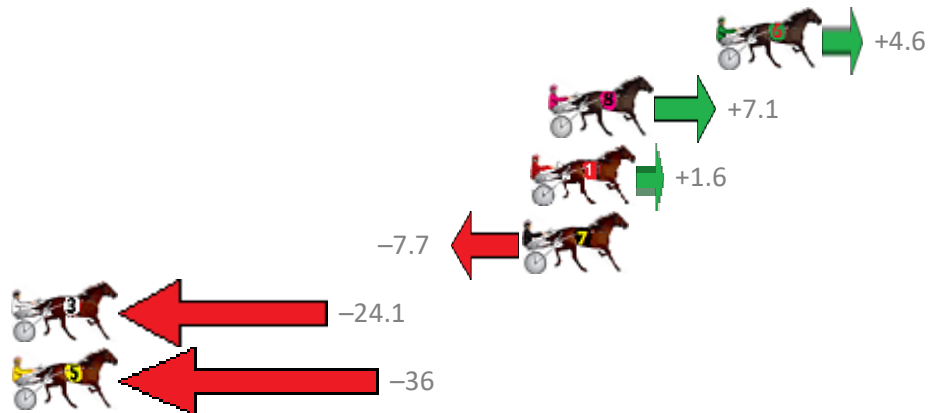
Albion Park Race 5 Distance 2138m

Saturday, 14 October 2017

Gross Time: 2:35.30 MileRate: 1:56.90 LeadTime: 36.70s First Qtr: 30.10s Second Qtr: 30.90s Third Qtr: 28.80s Fourth Qtr: 28.80s

No	Horse	Plc	Margin	Time	800Time (W)	400 Time (W)
6	MAX RICHTER	1	0.0m	2:35.30	57.27s (0)	28.48s (0)
8	DEANO ROBYN	2	6.7m	2:35.78	57.09s (0)	28.25s (0)
1	MAJOR KIWI	3	7.4m	2:35.83	57.48s (0)	28.66s (0)
7	DEVIL DODGER	4	7.7m	2:35.85	58.15s (0)	29.35s (0)
3	RUBYS BAD BOY	5	38.3m	2:38.06	59.34s (1)	30.10s (0)
5	INA GREAT PLACE	6	43.1m	2:38.40	60.16s (1)	30.78s (1)

Finish Position and metres gained from 800m



Trots Sectionals
 Powered by
www.pjdata.com.au
 Home of PJ Trots Analyser



The Racing Queensland Board (trading as Racing Queensland) and provider are not responsible for the completeness or accuracy of any of the information contained herein, and makes no representations about its suitability for any purpose.

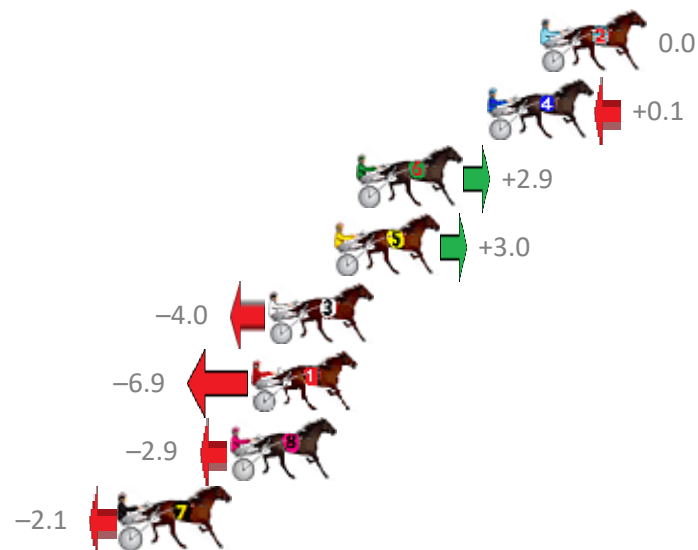
Albion Park Race 6 Distance 1660m

Saturday, 14 October 2017

Gross Time: 2:03.00 MileRate: 1:59.30 LeadTime: 3.50s First Qtr: 30.30s Second Qtr: 32.70s Third Qtr: 28.00s Fourth Qtr: 28.50s

No	Horse	Plc	Margin	Time	800Time (W)	400 Time (W)
2	ILIKEMILLIE	1	0.0m	2:03.00	56.50s (0)	28.50s (0)
4	THE NEXT STAR	2	2.1m	2:03.15	56.49s (1)	28.52s (1)
6	KASH	3	7.3m	2:03.52	56.30s (2)	28.51s (2)
5	EVELYN JAY	4	8.2m	2:03.58	56.29s (1)	28.24s (1)
3	DIXIE TRIX	5	10.8m	2:03.77	56.78s (1)	28.77s (1)
1	HEAVENS HINT	6	11.5m	2:03.82	56.99s (0)	28.78s (0)
8	COUNTERFEIT CASH	7	12.3m	2:03.88	56.70s (0)	28.34s (0)
7	CALL ME YOURS	8	16.7m	2:04.19	56.65s (2)	28.81s (2)

Finish Position and metres gained from 800m



Trots Sectionals
 Powered by
www.pjdata.com.au
 Home of PJ Trots Analyser



The Racing Queensland Board (trading as Racing Queensland) and provider are not responsible for the completeness or accuracy of any of the information contained herein, and makes no representations about its suitability for any purpose.

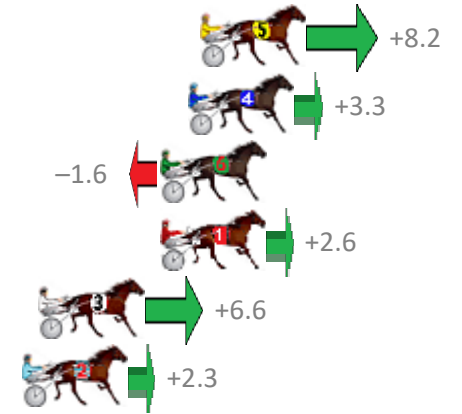
Albion Park Race 7 Distance 2138m

Saturday, 14 October 2017

Gross Time: 2:34.40 MileRate: 1:56.20 LeadTime: 37.40s First Qtr: 28.80s Second Qtr: 31.40s Third Qtr: 28.80s Fourth Qtr: 28.00s

No Horse	Plc	Margin	Time	800Time (W)	400 Time (W)
5 WATCH PULP FICTION	1	0.0m	2:34.40	56.22s (1)	27.72s (2)
4 GLENFERRIE HOOD	2	0.5m	2:34.43	56.57s (1)	27.85s (1)
6 MAJESTIC MAJOR	3	1.6m	2:34.51	56.91s (0)	28.11s (0)
1 ALLELUIA	4	1.6m	2:34.51	56.62s (0)	27.79s (0)
3 STORMFORTHEBOYS	5	6.4m	2:34.85	56.33s (1)	27.71s (1)
2 OVERLAP	6	7.1m	2:34.90	56.64s (0)	27.74s (0)

Finish Position and metres gained from 800m



Trots Sectionals
 Powered by
www.pjdata.com.au
 Home of PJ Trots Analyser




Albion Park Race 8 Distance 1660m

Saturday, 14 October 2017

Gross Time: 1:58.50 MileRate: 1:54.90 LeadTime: 3.40s First Qtr: 27.20s Second Qtr: 30.40s Third Qtr: 28.50s Fourth Qtr: 29.00s

No	Horse	Plc	Margin	Time	800Time (W)	400 Time (W)
5	MATTGREGOR	1	0.0m	1:58.50	57.08s (1)	28.61s (2)
4	THE SHADY ONE	2	0.5m	1:58.54	56.80s (1)	28.30s (2)
6	THREO	3	2.2m	1:58.66	56.59s (1)	28.07s (2)
1	FLAMING HERO	4	3.6m	1:58.76	57.36s (0)	28.90s (0)
3	CLARKEY	5	5.7m	1:58.91	57.16s (0)	28.72s (1)
7	MUNROE	6	7.8m	1:59.07	57.97s (1)	29.35s (1)
2	MONTANA FALCON	7	17.9m	1:59.80	58.79s (0)	30.30s (0)

Finish Position and metres gained from 800m



Trots Sectionals
 Powered by
www.pjdata.com.au
 Home of PJ Trots Analyser



The Racing Queensland Board (trading as Racing Queensland) and provider are not responsible for the completeness or accuracy of any of the information contained herein, and makes no representations about its suitability for any purpose.

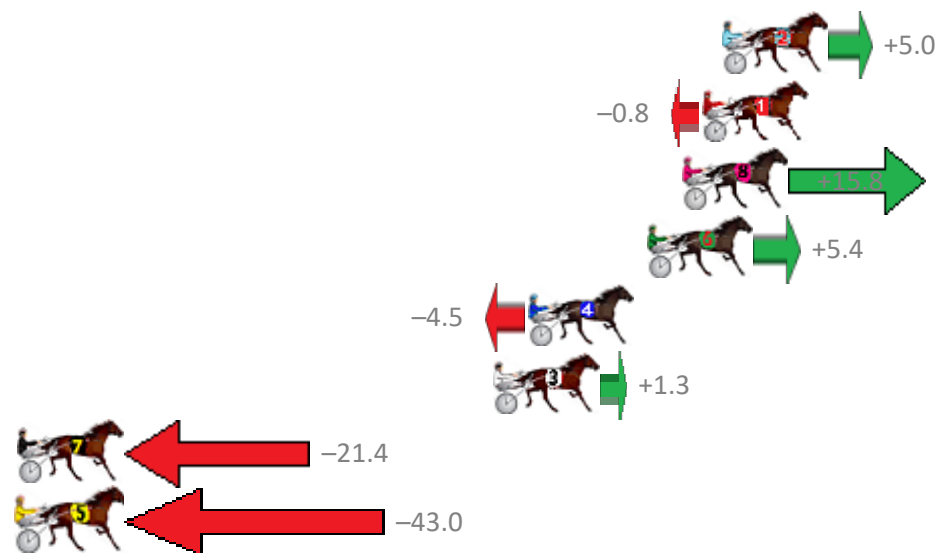
Albion Park Race 9 Distance 2138m

Saturday, 14 October 2017

Gross Time: 2:44.70 MileRate: 2:04.00 LeadTime: 42.50s First Qtr: 30.70s Second Qtr: 31.30s Third Qtr: 30.00s Fourth Qtr: 30.20s

No	Horse	Plc	Margin	Time	800Time (W)	400 Time (W)
2	GIACOMO	1	0.0m	2:44.70	59.82s (0)	29.84s (0)
1	IVANOV	2	0.8m	2:44.76	60.26s (0)	30.26s (0)
8	OUR OVERANOVA	3	1.6m	2:44.82	59.01s (1)	29.20s (2)
6	MONORAIL	4	3.0m	2:44.93	59.79s (1)	29.79s (1)
4	CHEVALS RACER	5	7.7m	2:45.28	60.54s (1)	30.51s (1)
3	OLE SUN	6	9.1m	2:45.39	60.10s (0)	30.10s (0)
7	ROSTEVARREN	7	34.0m	2:47.27	61.81s (1)	31.76s (1)
5	LYSENKO	8	60.0m	2:49.23	63.44s (0)	32.92s (0)

Finish Position and metres gained from 800m



Trots Sectionals
 Powered by
www.pjdata.com.au
 Home of PJ Trots Analyser



The Racing Queensland Board (trading as Racing Queensland) and provider are not responsible for the completeness or accuracy of any of the information contained herein, and makes no representations about its suitability for any purpose.