

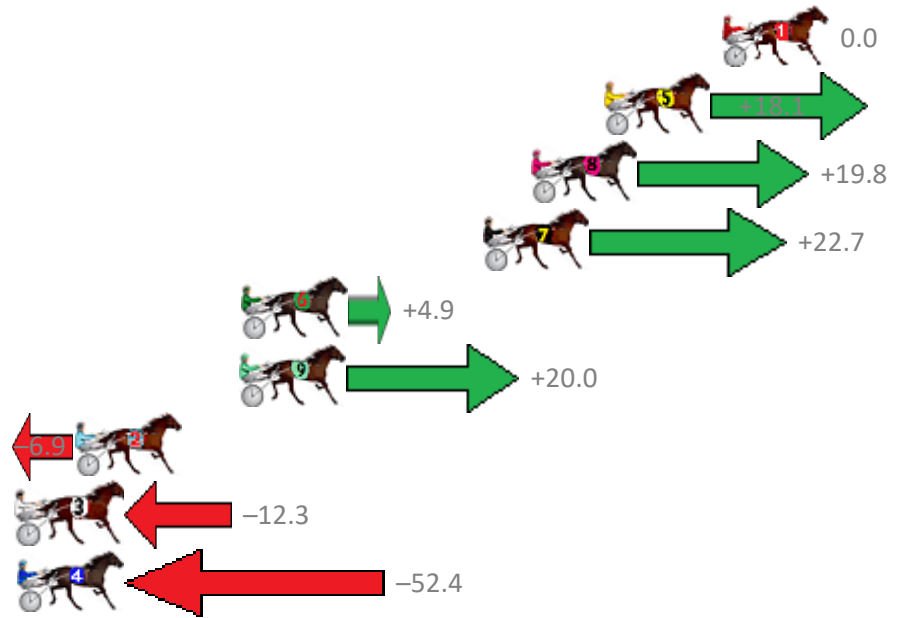
# ALBION PARK Race 1 Distance 2138m

Tuesday, 5 September 2017

Gross Time: 2:44.10 MileRate: 2:03.50 LeadTime: 44.60s First Qtr: 30.10s Second Qtr: 29.40s Third Qtr: 30.00s Fourth Qtr: 30.00s

No	Horse	Plc	Margin	Time	800Time (W)	400 Time (W)
1	STEVES STAR	1	0.0m	2:44.10	60.00s (0)	30.00s (0)
5	HARD DONE BY	2	4.7m	2:44.45	58.64s (1)	28.66s (1)
8	CHEVALS RACER	3	7.6m	2:44.67	58.51s (1)	28.47s (2)
7	JUSTABITCOCO	4	9.5m	2:44.81	58.30s (1)	28.21s (2)
6	PRINCESS JESSICA	5	19.1m	2:45.53	59.63s (0)	28.91s (1)
9	SCORCHED	6	19.2m	2:45.54	58.50s (1)	28.51s (2)
2	DAY TOURER	7	25.7m	2:46.03	60.52s (0)	29.77s (1)
3	HIGH CLOUD LASS	8	30.1m	2:46.36	60.92s (1)	30.44s (0)
4	THE SHARP SHOOTER	9	66.6m	2:49.10	63.93s (0)	32.76s (0)

Finish Position and metres gained from 800m



Trots Sectionals  
 Powered by  
[www.pjdata.com.au](http://www.pjdata.com.au)  
 Home of PJ Trots Analyser



The Racing Queensland Board (trading as Racing Queensland) and provider are not responsible for the completeness or accuracy of any of the information contained herein, and makes no representations about its suitability for any purpose.

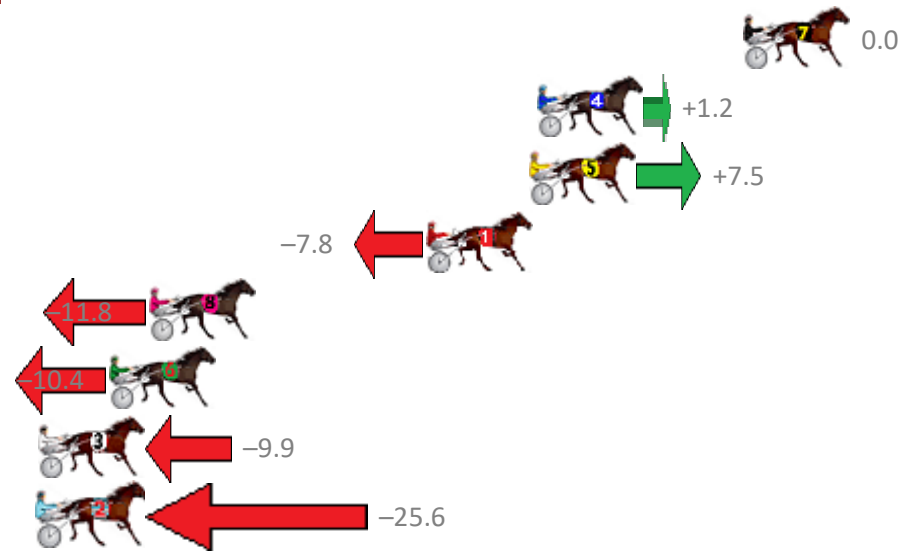
# ALBION PARK Race 2 Distance 2138m

Tuesday, 5 September 2017

Gross Time: 2:33.10 MileRate: 1:55.20 LeadTime: 36.70s First Qtr: 30.10s Second Qtr: 29.50s Third Qtr: 28.20s Fourth Qtr: 28.60s

No	Horse	Plc	Margin	Time	800Time (W)	400 Time (W)
7	TREVS NO ANGEL	1	0.0m	2:33.10	56.80s (0)	28.60s (0)
4	GERONIMO BEAU	2	8.2m	2:33.69	56.71s (0)	28.21s (0)
5	SUMMERTIME LIZZIE	3	8.5m	2:33.71	56.27s (1)	28.32s (3)
1	DRIFTING AWAY	4	12.6m	2:34.00	57.35s (0)	28.84s (0)
8	IM JOHNNY JET	5	23.6m	2:34.79	57.64s (1)	29.47s (2)
6	NOLONGA YOUR CHOIC	6	25.2m	2:34.90	57.54s (0)	29.10s (1)
3	RIVERLEIGH WILLIAM	7	30.5m	2:35.28	57.50s (1)	29.42s (2)
2	SUBTLE ADVICE	8	33.0m	2:35.46	58.62s (1)	30.12s (1)

Finish Position and metres gained from 800m



Trots Sectionals  
 Powered by  
[www.pjdata.com.au](http://www.pjdata.com.au)  
 Home of PJ Trots Analyser



The Racing Queensland Board (trading as Racing Queensland) and provider are not responsible for the completeness or accuracy of any of the information contained herein, and makes no representations about its suitability for any purpose.

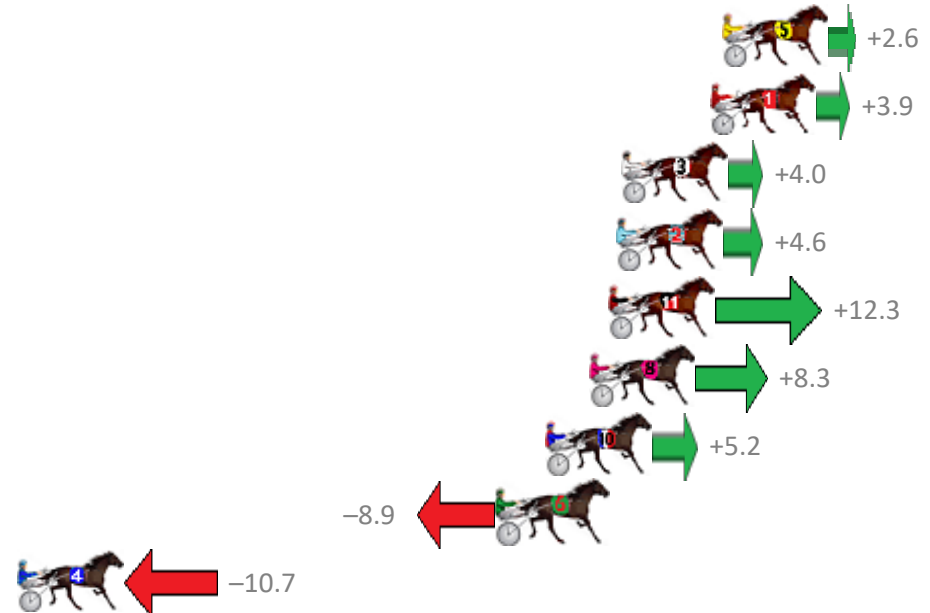
# ALBION PARK Race 3 Distance 1660m

Tuesday, 5 September 2017

Gross Time: 1:58.40 MileRate: 1:54.80 LeadTime: 3.50s First Qtr: 28.40s Second Qtr: 29.60s Third Qtr: 29.10s Fourth Qtr: 27.80s

No	Horse	Plc	Margin	Time	800Time (W)	400 Time (W)
5	SHAREAPASSION	1	0.0m	1:58.40	56.72s (1)	27.70s (1)
1	THE SMILER	2	0.5m	1:58.43	56.62s (0)	27.53s (0)
3	EPIRUS BOY	3	4.0m	1:58.68	56.62s (1)	27.59s (1)
2	RORY MACH	4	4.2m	1:58.69	56.57s (0)	27.48s (0)
11	OUR PACQUIAO	5	4.5m	1:58.71	56.03s (1)	26.97s (1)
8	MAJOR KIWI	6	5.3m	1:58.77	56.31s (0)	27.20s (0)
10	MOHEGAN SUN	7	7.0m	1:58.89	56.53s (1)	27.48s (1)
6	SECRET SMILE	8	8.9m	1:59.02	57.53s (0)	28.42s (0)
4	EXCEPTIONAL MACH	9	52.1m	2:02.02	57.66s (0)	27.95s (0)

Finish Position and metres gained from 800m



Trots Sectionals  
 Powered by  
[www.pjdata.com.au](http://www.pjdata.com.au)  
 Home of PJ Trots Analyser



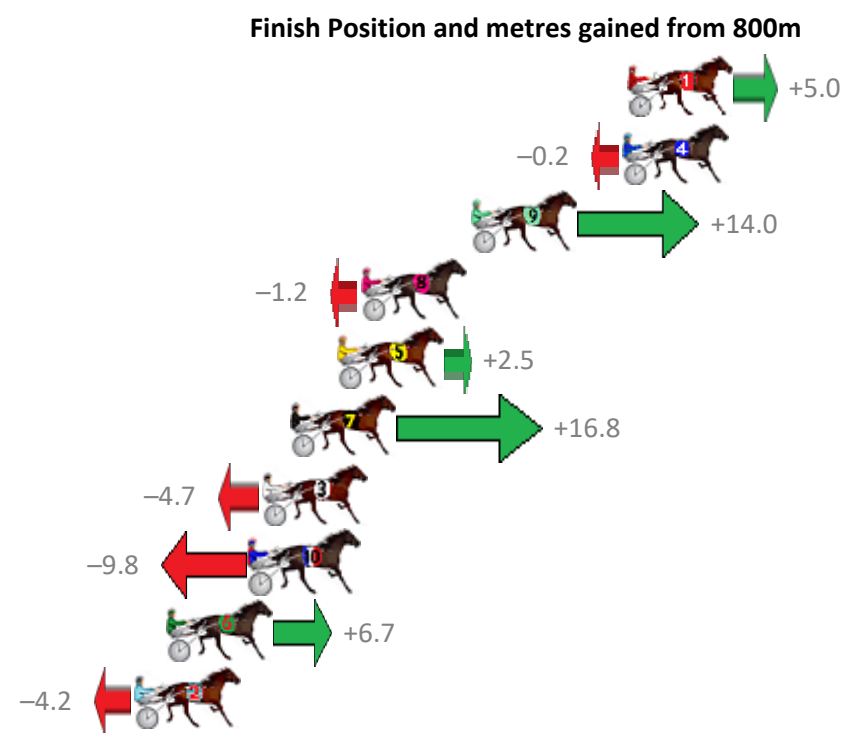
The Racing Queensland Board (trading as Racing Queensland) and provider are not responsible for the completeness or accuracy of any of the information contained herein, and makes no representations about its suitability for any purpose.

# ALBION PARK Race 4 Distance 1660m

Tuesday, 5 September 2017

Gross Time: 1:57.70 MileRate: 1:54.10 LeadTime: 3.60s First Qtr: 28.40s Second Qtr: 28.60s Third Qtr: 28.60s Fourth Qtr: 28.50s

No	Horse	Plc	Margin	Time	800Time (W)	400 Time (W)
1	INA GREAT PLACE	1	0.0m	1:57.70	56.74s (0)	28.14s (0)
4	COMPLY OR DIE	2	0.2m	1:57.71	57.11s (0)	28.51s (0)
9	SICILIAN SLUMBER	3	6.2m	1:58.14	56.10s (1)	27.84s (2)
8	CHILLA BREEZE	4	10.6m	1:58.46	57.19s (0)	28.56s (0)
5	RUBYS BAD BOY	5	11.5m	1:58.52	56.92s (0)	28.31s (0)
7	FLOYD MAYWEATHER	6	13.4m	1:58.65	55.90s (1)	28.04s (2)
3	CHEAP TINT	7	14.5m	1:58.73	57.44s (1)	28.75s (2)
10	BLUE POINTER	8	15.0m	1:58.77	57.80s (1)	29.08s (1)
6	MACH CRUISER	9	18.3m	1:59.00	56.62s (1)	28.42s (1)
2	NORTHERN LINE	10	19.6m	1:59.10	57.40s (1)	28.84s (1)



Trots Sectionals  
 Powered by  
[www.pjdata.com.au](http://www.pjdata.com.au)  
 Home of PJ Trots Analyser

The Racing Queensland Board (trading as Racing Queensland) and provider are not responsible for the completeness or accuracy of any of the information contained herein, and makes no representations about its suitability for any purpose.


# ALBION PARK Race 5 Distance 1119m

Tuesday, 5 September 2017

Gross Time: 1:17.10 MileRate: 1:50.80 LeadTime: 0.00s First Qtr: 0.00s Second Qtr: 0.00s Third Qtr: 28.80s Fourth Qtr: 28.20s

No	Horse	Plc	Margin	Time	800Time (W)	400 Time (W)
1	BODHI TREE	1	0.0m	1:17.10	57.00s (0)	28.20s (0)
4	THE NEXT STAR	2	2.0m	1:17.24	55.35s (1)	27.92s (2)
3	EARL JUJON	3	2.9m	1:17.30	57.06s (1)	28.33s (1)
2	THE HARLEM HAMMER	4	3.0m	1:17.31	56.89s (0)	28.09s (0)
5	JANGO FETT	5	3.1m	1:17.32	56.22s (1)	28.29s (2)
8	THE CARINGBAH KID	6	5.5m	1:17.49	56.59s (0)	27.88s (0)
6	DJANGO MACH	7	7.1m	1:17.60	56.98s (1)	28.32s (1)
7	LOCKTON ART	8	25.1m	1:18.87	56.65s (0)	28.79s (0)

## Finish Position and metres gained from 800m



Trots Sectionals  
 Powered by  
[www.pjdata.com.au](http://www.pjdata.com.au)  
 Home of PJ Trots Analyser




# ALBION PARK Race 6 Distance 1660m

Tuesday, 5 September 2017

Gross Time: 1:59.40    MileRate: 1:55.70    LeadTime: 3.70s    First Qtr: 28.70s    Second Qtr: 30.10s    Third Qtr: 28.80s    Fourth Qtr: 28.10s

No	Horse	Plc	Margin	Time	800Time (W)	400 Time (W)
5	MURANO	1	0.0m	1:59.40	55.78s (2)	28.09s (2)
1	MAJORS BLUE JEAN	2	2.2m	1:59.55	57.06s (0)	28.25s (0)
8	USANE FLASH	3	2.6m	1:59.58	56.74s (0)	27.92s (0)
4	CORPORAL LUNA	4	5.0m	1:59.75	57.11s (1)	28.38s (1)
6	MONTCALM	5	6.5m	1:59.86	56.71s (0)	27.88s (0)
2	CHATTANOOGACHOOC	6	8.2m	1:59.98	57.04s (1)	28.30s (1)
7	MIDNIGHT PROWLER	7	9.9m	2:00.10	56.15s (2)	28.46s (2)
3	CLOCKON DOC LOMBO	8	11.3m	2:00.19	56.95s (1)	28.25s (2)



Trots Sectionals  
 Powered by  
[www.pjdata.com.au](http://www.pjdata.com.au)  
 Home of PJ Trots Analyser



The Racing Queensland Board (trading as Racing Queensland) and provider are not responsible for the completeness or accuracy of any of the information contained herein, and makes no representations about its suitability for any purpose.

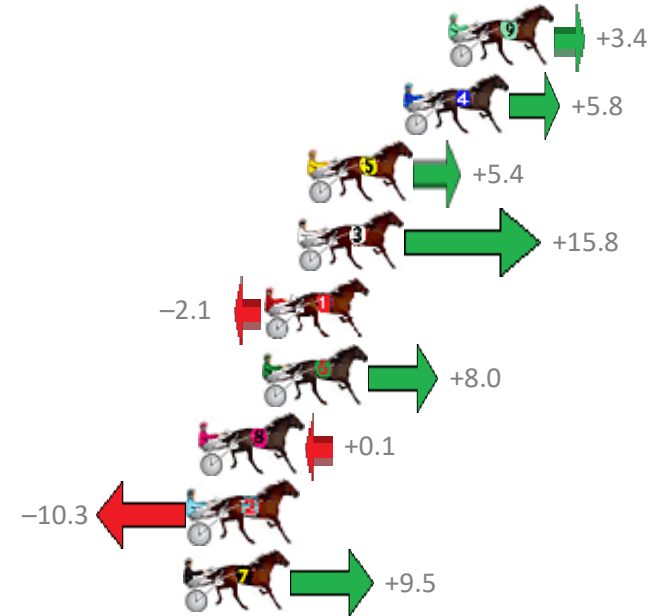
# ALBION PARK Race 7 Distance 1660m

Tuesday, 5 September 2017

Gross Time: 1:58.60 MileRate: 1:55.00 LeadTime: 3.50s First Qtr: 27.60s Second Qtr: 30.80s Third Qtr: 28.60s Fourth Qtr: 28.10s

No	Horse	Plc	Margin	Time	800Time (W)	400 Time (W)
9	SPORTS CHATON	1	0.0m	1:58.60	56.46s (1)	27.95s (1)
4	DOMESTIC ART	2	1.8m	1:58.73	56.29s (1)	27.76s (1)
5	HARD TO HEAR	3	5.6m	1:58.99	56.32s (2)	28.13s (2)
3	ILIKEMILLIE	4	6.0m	1:59.02	55.58s (1)	27.75s (1)
1	FIRE AND ICE	5	7.3m	1:59.11	56.85s (0)	28.25s (0)
6	SMILING ARMADA	6	7.4m	1:59.12	56.13s (2)	27.95s (2)
8	WITH AUTHORITY	7	9.9m	1:59.30	56.69s (0)	28.09s (0)
2	MAJOR MONTANA	8	10.3m	1:59.32	57.43s (0)	28.82s (0)
7	OASIS DREAM	9	10.5m	1:59.34	56.03s (2)	27.85s (2)

Finish Position and metres gained from 800m



Trots Sectionals  
 Powered by  
[www.pjdata.com.au](http://www.pjdata.com.au)  
 Home of PJ Trots Analyser



The Racing Queensland Board (trading as Racing Queensland) and provider are not responsible for the completeness or accuracy of any of the information contained herein, and makes no representations about its suitability for any purpose.


# ALBION PARK Race 8 Distance 1660m

Tuesday, 5 September 2017

Gross Time: 1:58.60 MileRate: 1:54.90 LeadTime: 3.70s First Qtr: 28.80s Second Qtr: 30.00s Third Qtr: 28.40s Fourth Qtr: 27.70s

No	Horse	Plc	Margin	Time	800Time (W)	400 Time (W)
5	POMPIDOU	1	0.0m	1:58.60	56.02s (1)	27.67s (1)
3	NUI TOC TIEN	2	0.5m	1:58.63	55.73s (1)	27.39s (1)
2	VANDE VELDE	3	6.8m	1:59.07	56.58s (0)	28.17s (0)
8	CHARLYSE	4	7.6m	1:59.13	55.89s (1)	27.53s (1)
1	FRANCO NEPIA	5	7.7m	1:59.13	56.32s (0)	27.90s (0)
6	THE DUKE DOWNUNDE	6	14.3m	1:59.59	55.90s (2)	28.16s (2)
9	MAJOR STRIKE	7	14.7m	1:59.62	56.05s (1)	27.60s (1)
7	BLISSFULINFIDELITY	8	15.9m	1:59.70	55.98s (0)	27.64s (0)
10	BACK PAGE NEWS	9	17.4m	1:59.80	55.78s (1)	27.40s (1)
11	MAKINAMOVE	10	22.9m	2:00.19	57.02s (0)	28.44s (0)
4	TIMMY MAY	11	36.4m	2:01.12	57.07s (2)	28.92s (2)

Finish Position and metres gained from 800m



Trots Sectionals  
 Powered by  
[www.pjdata.com.au](http://www.pjdata.com.au)  
 Home of PJ Trots Analyser



The Racing Queensland Board (trading as Racing Queensland) and provider are not responsible for the completeness or accuracy of any of the information contained herein, and makes no representations about its suitability for any purpose.